



US00D671687S

(12) **United States Design Patent**
Winningham et al.

(10) **Patent No.:** **US D671,687 S**

(45) **Date of Patent:** **** Nov. 27, 2012**

(54) **HELMET**

(75) Inventors: **Matthew M. Winningham**, Royal Oak, MI (US); **David M. Livingston**, Birmingham, MI (US); **Richard J. Janisse**, Windsor (CA)

(73) Assignee: **Warrior Sports, Inc.**, Warren, MI (US)

(**) Term: **14 Years**

(21) Appl. No.: **29/386,680**

(22) Filed: **Mar. 3, 2011**

(51) **LOC (9) Cl.** **02-03**

(52) **U.S. Cl.** **D29/106; D29/102**

(58) **Field of Classification Search** D29/102-107, D29/122; D2/865, 867-70, 878, 880, 889; 2/171, 172, 209.13, 5, 6.1, 6.3-6.7, 410-412, 2/414, 416-418, 421-425, 205
See application file for complete search history.

(56) **References Cited**

U.S. PATENT DOCUMENTS

1,652,145	A	12/1927	Lipschutz	
RE17,064	E	8/1928	Fischer	
2,106,570	A	1/1938	Lipton	
2,698,945	A	1/1955	Hamilton	
3,105,240	A	10/1963	Jansson	
3,665,514	A	5/1972	Durand	
4,404,690	A	9/1983	Farquharson	
4,477,929	A	10/1984	Mattsson	
4,539,715	A	9/1985	Clement	
4,827,537	A	5/1989	Villa	
4,843,642	A	7/1989	Brower	
4,864,662	A	9/1989	Frank	
5,271,103	A	12/1993	Darnell	
5,515,546	A	5/1996	Shifrin	
5,544,367	A	8/1996	March, II	
5,953,761	A	9/1999	Jurga et al.	
5,956,776	A	9/1999	Chartrand	
D424,246	S *	5/2000	Ho	D29/102
6,108,824	A	8/2000	Fourmier et al.	
6,154,889	A	12/2000	Moore, III et al.	

6,240,571	B1	6/2001	Infusino	
6,266,827	B1	7/2001	Lampe et al.	
6,298,497	B1	10/2001	Chartrand	
6,324,700	B1	12/2001	McDougall	
D453,056	S *	1/2002	Garneau	D29/106
6,385,780	B1	5/2002	Racine	
6,442,765	B1	9/2002	Fallon et al.	

(Continued)

FOREIGN PATENT DOCUMENTS

WO 9929199 6/1999

(Continued)

OTHER PUBLICATIONS

Brine Triad ST2 Helmet (date unknown).

(Continued)

Primary Examiner — Rosemary K Tarcza

(74) *Attorney, Agent, or Firm* — Warner Norcross & Judd LLP

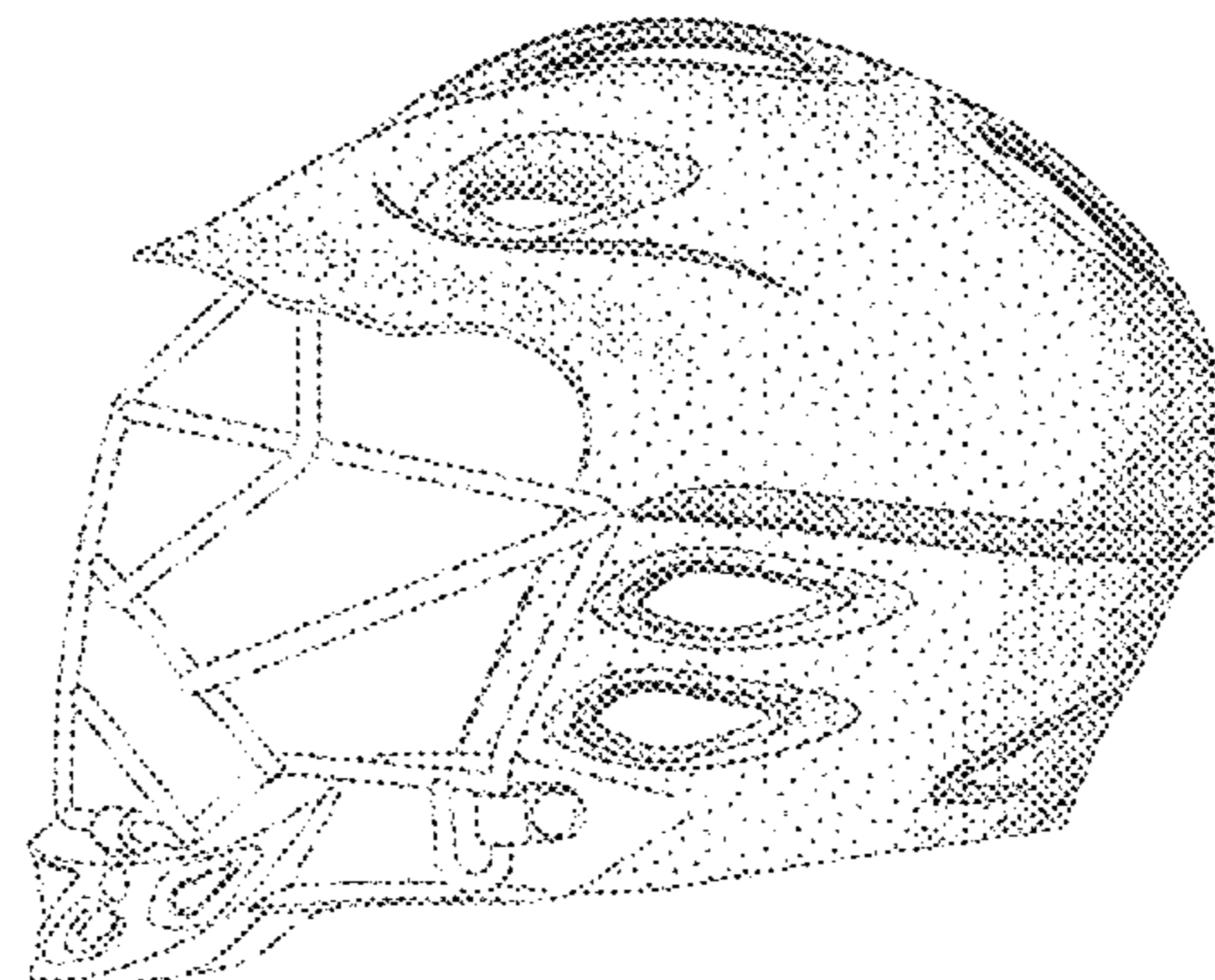
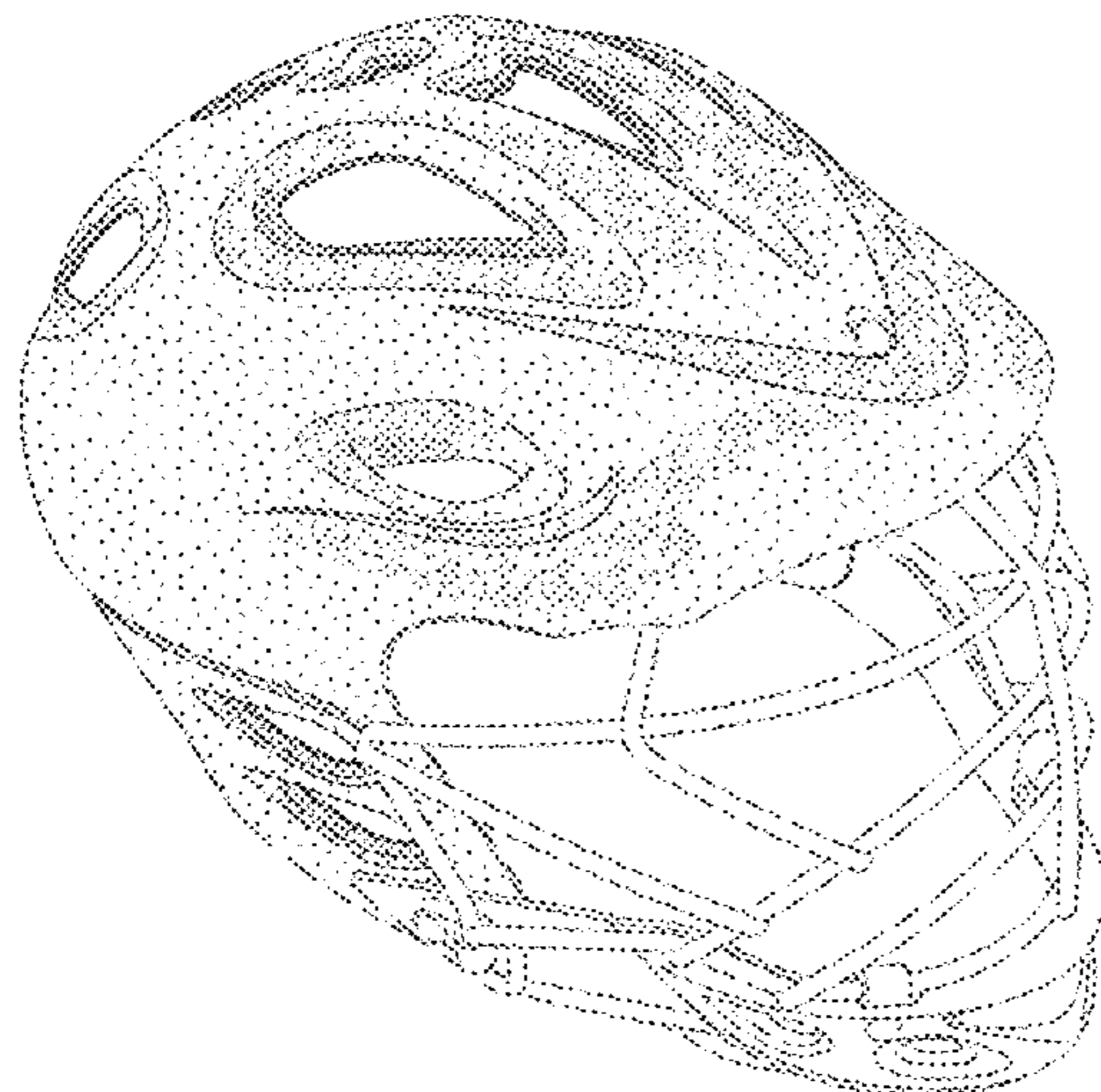
(57) **CLAIM**

The ornamental design for helmet, as shown and described.

DESCRIPTION

FIG. 1 is a perspective view of the helmet embodying the new design;
FIG. 2 is the top view thereof;
FIG. 3 is a right side view thereof, the left side being a mirror image thereof;
FIG. 4 is a front view thereof; and,
FIG. 5 is a rear view thereof.
FIGS. 1-5 show features of a helmet in phantom lines. These features are shown for environmental purposes and do not form any part of the claimed design. Further, the phantom lines immediately adjacent the solid-line portions of the design form the boundary of the design, with the phantom lines forming no part of the claimed design.

1 Claim, 5 Drawing Sheets



US D671,687 S

Page 2

U.S. PATENT DOCUMENTS

6,647,556 B2 11/2003 Grepper et al.
6,865,752 B2 3/2005 Udelhofen et al.
6,934,972 B2 8/2005 Desjardins et al.
D511,026 S * 10/2005 Ide et al. D29/107
6,966,075 B2 11/2005 Racine
6,968,575 B2 11/2005 Durocher
6,981,284 B2 1/2006 Durocher
D517,739 S * 3/2006 Ho D29/102
D536,832 S * 2/2007 Ho D29/102
D547,499 S * 7/2007 Chen D29/102
D587,407 S * 2/2009 Nimmons et al. D29/106
D587,852 S 3/2009 Nimmons
D587,857 S * 3/2009 Nimmons et al. D29/122
D603,099 S 10/2009 Bologna et al.
7,634,820 B2 12/2009 Rogers et al.
D618,857 S 6/2010 Durocher
D621,551 S 8/2010 Isobe
D626,291 S 10/2010 Lee
D628,346 S * 11/2010 Petzl D29/102
D637,766 S * 5/2011 Morin D29/122
D650,132 S * 12/2011 Chilson et al. D29/105
D650,949 S * 12/2011 Richard D29/102

D663,899 S * 7/2012 Donovan et al. D29/105
2002/0007508 A1 1/2002 Grepper et al.
2004/0172739 A1 9/2004 Racine
2004/0181854 A1 9/2004 Primrose
2005/0015857 A1 1/2005 Desjardins et al.
2005/0034222 A1 2/2005 Durocher
2005/0034223 A1 2/2005 Durocher
2005/0257312 A1 11/2005 Puchalski
2006/0130213 A1 6/2006 Mickle
2007/0000022 A1 1/2007 Jacobsen
2007/0079429 A1 4/2007 Pilon et al.
2007/0266481 A1 11/2007 Alexander et al.
2008/0189835 A1 8/2008 Mangone
2009/0044315 A1 2/2009 Belanger et al.

FOREIGN PATENT DOCUMENTS

WO 03077693 9/2003
WO 2009024330 2/2009

OTHER PUBLICATIONS

Brine TriumphXP (2007).

* cited by examiner

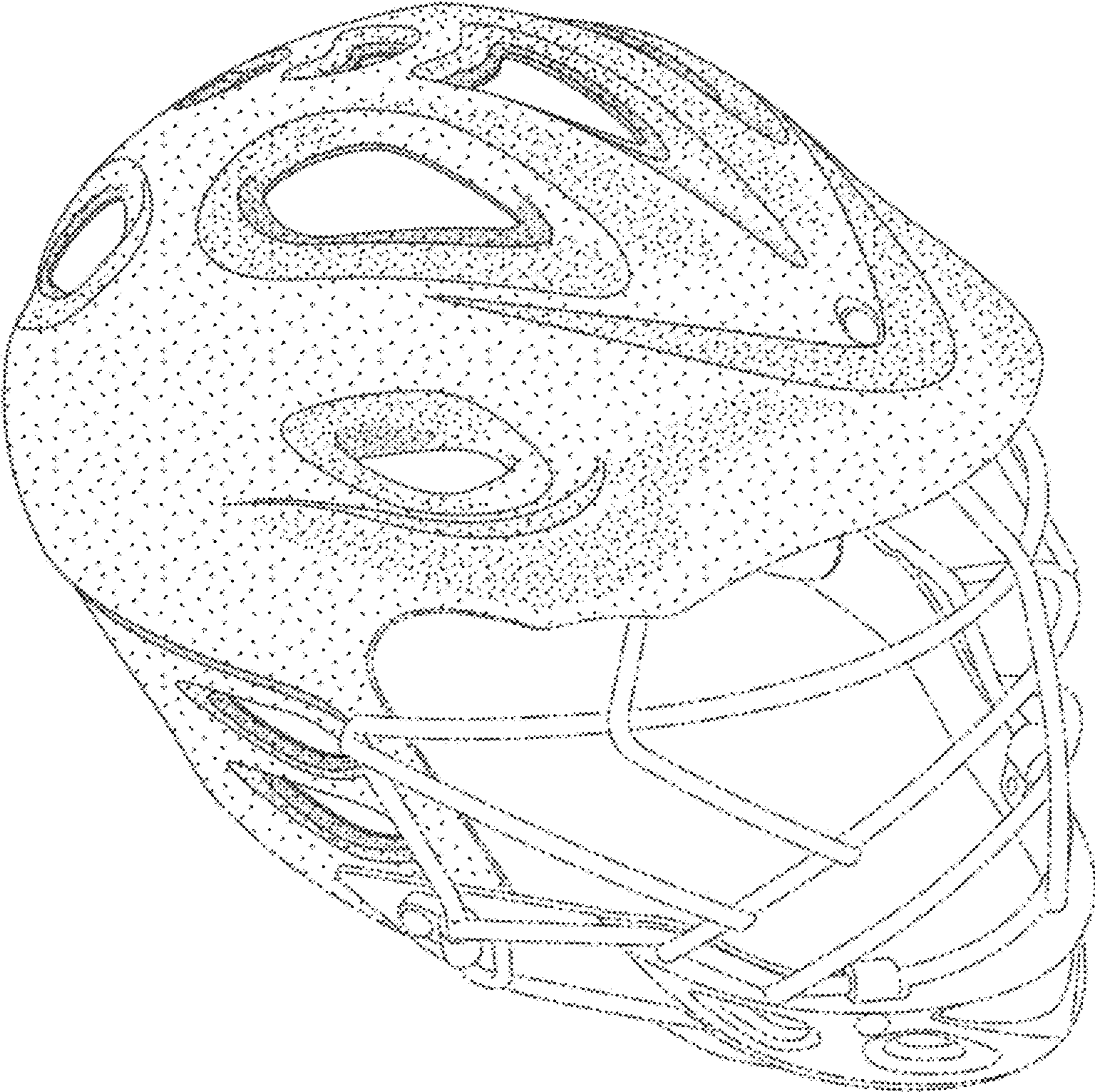


Fig. 1

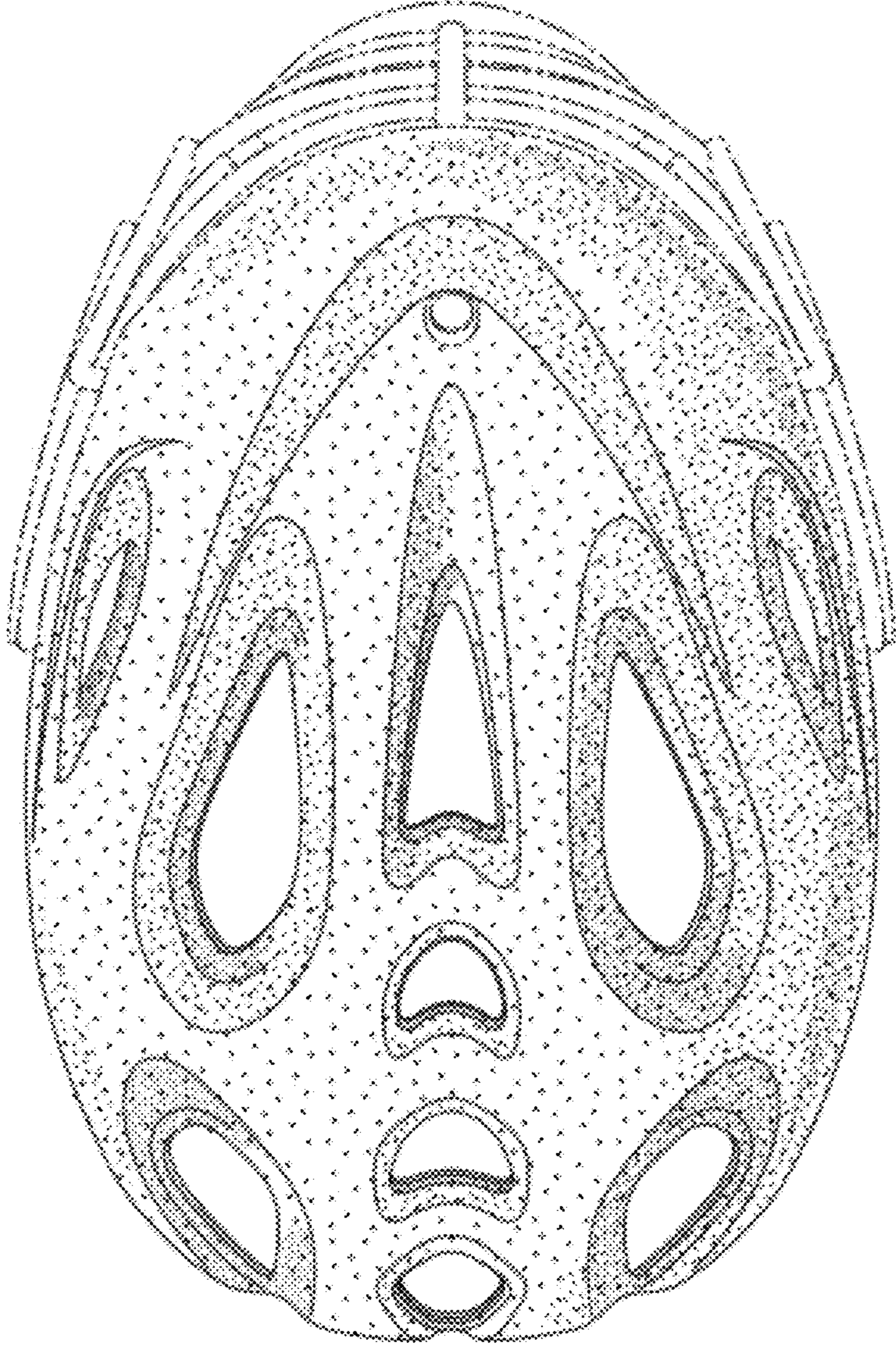


Fig. 2

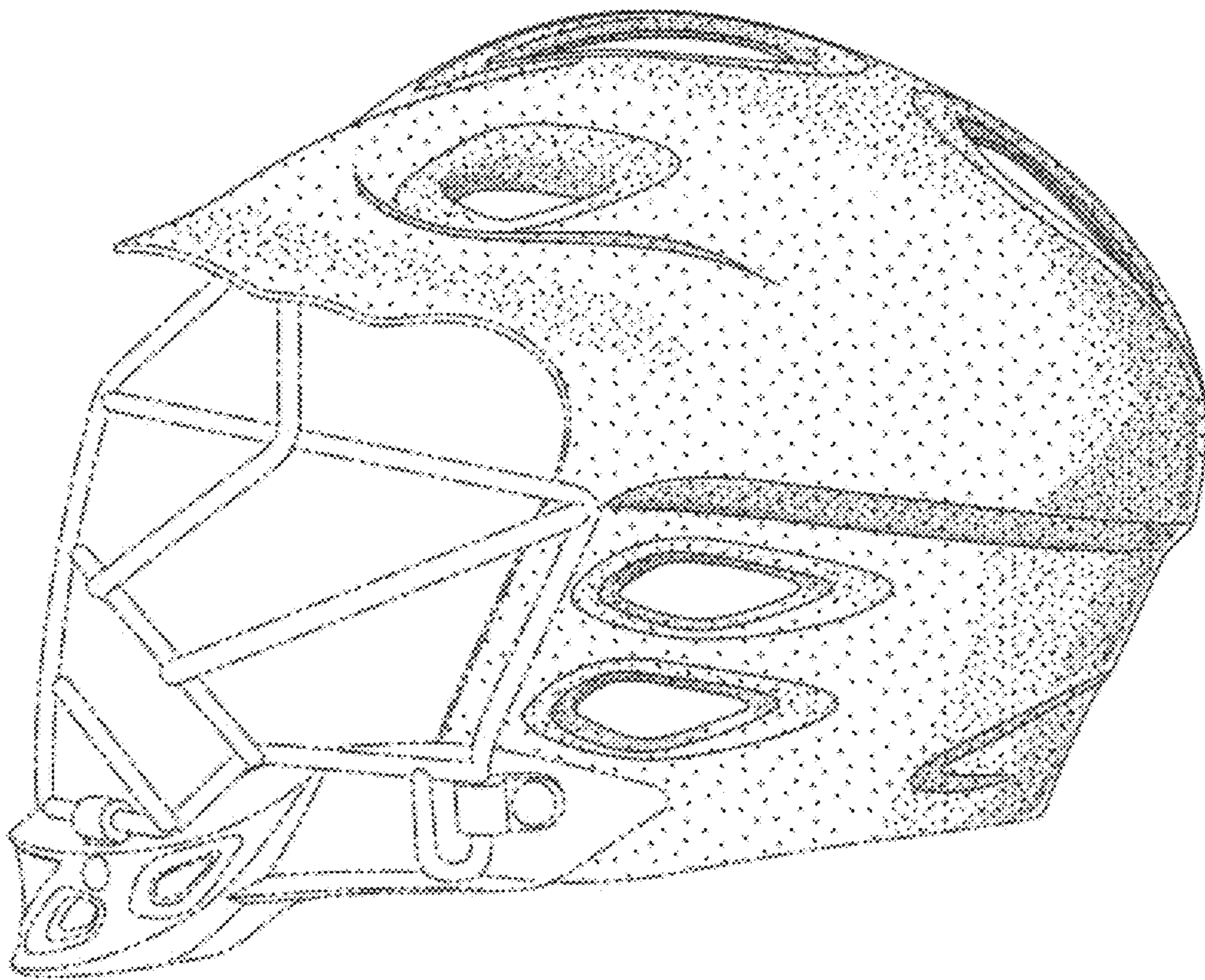


Fig. 3

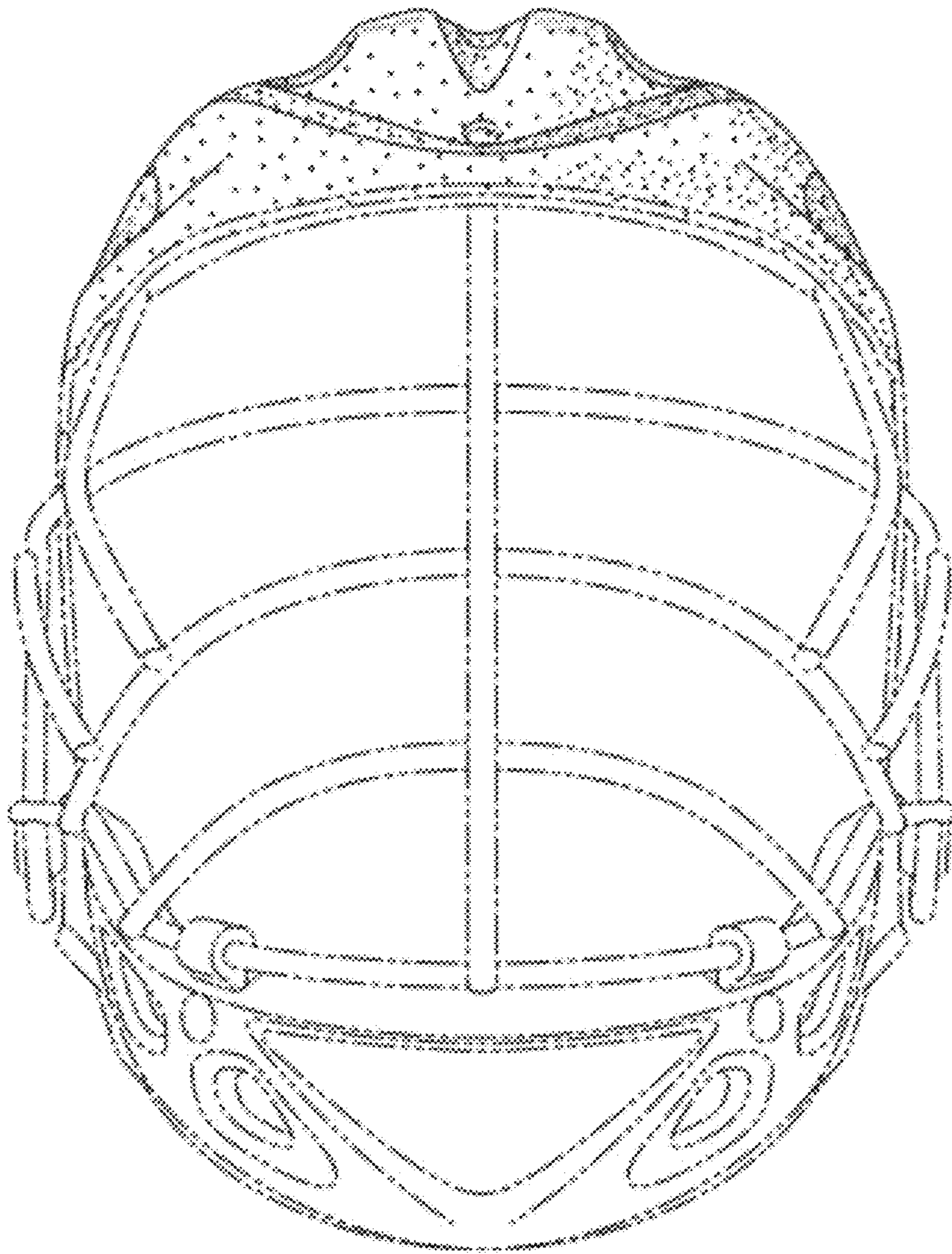


Fig. 4

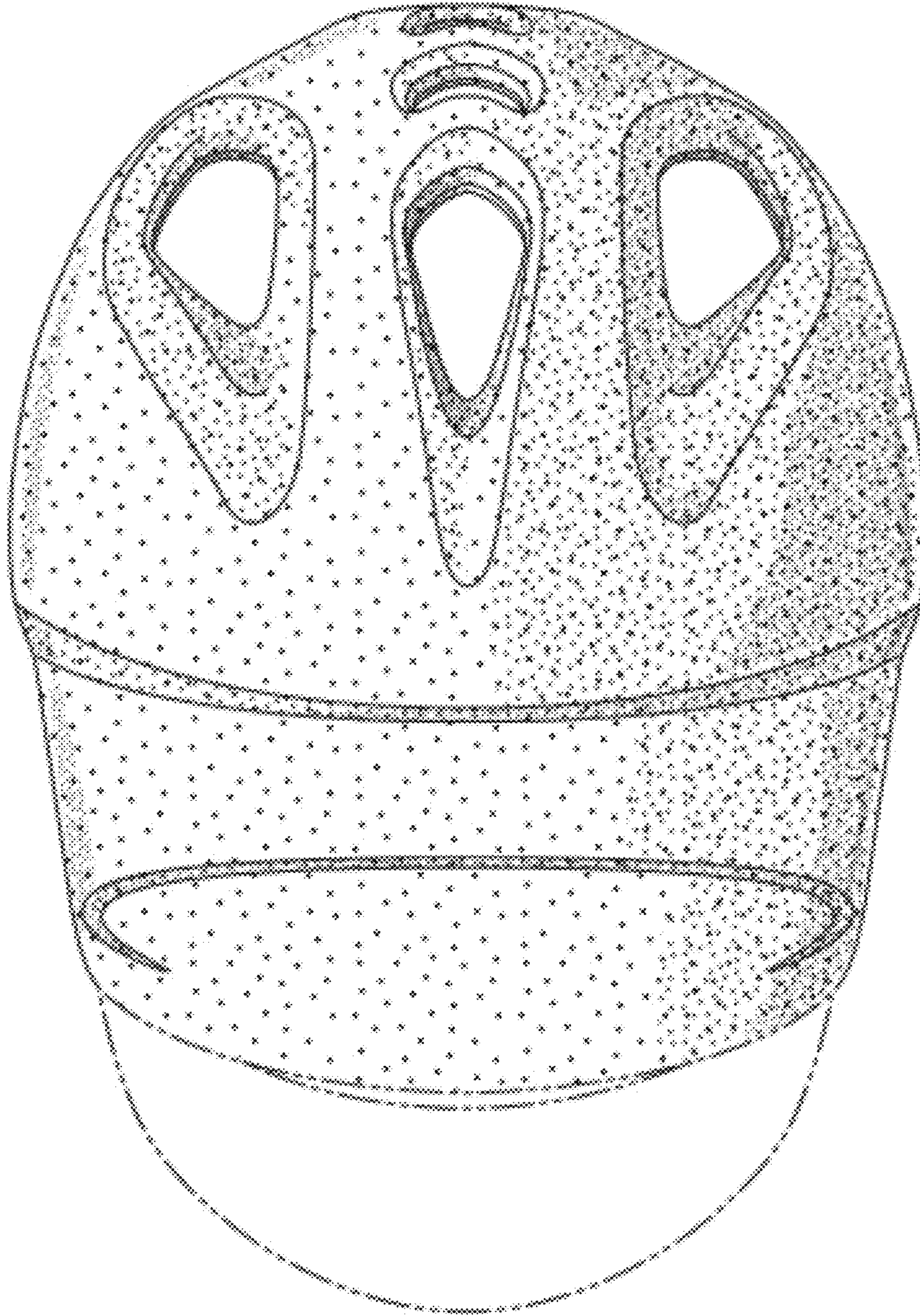


Fig. 5