

US00D671683S

(12) **United States Design Patent**
Stewart

(10) **Patent No.:** **US D671,683 S**
(45) **Date of Patent:** **** Nov. 27, 2012**

- (54) **HAIR CLIP**
- (75) Inventor: **Connie Stewart**, Scottsboro, AL (US)
- (73) Assignee: **Rust Innovations, LLC**, Scottsboro, AL (US)
- (**) Term: **14 Years**
- (21) Appl. No.: **29/428,065**
- (22) Filed: **Jul. 25, 2012**

2,496,487 A	2/1950	Moses	
2,509,658 A	5/1950	Wallace	
2,649,763 A	8/1953	Buergi-Schenk	
3,055,377 A	9/1962	Guinett et al.	
3,120,852 A	2/1964	Sawyer	
3,645,278 A	2/1972	Abraham	
4,522,215 A	6/1985	Verducci	
5,174,312 A	12/1992	Adams	
5,284,167 A	2/1994	Gill	
5,335,680 A	8/1994	Moore	
5,477,870 A *	12/1995	Menaged	132/279
5,533,533 A	7/1996	Shing	
5,597,000 A	1/1997	Gerber	
5,634,480 A	6/1997	Lu	

(Continued)

Related U.S. Application Data

- (62) Division of application No. 29/416,011, filed on Mar. 16, 2012, now Pat. No. Des. 667,167.
- (51) **LOC (9) Cl.** **28-03**
- (52) **U.S. Cl.** **D28/42**
- (58) **Field of Classification Search** D28/21-34, D28/39-43; 132/101, 126, 128-131, 144, 132/148, 219, 275-284
See application file for complete search history.

FOREIGN PATENT DOCUMENTS

NL 1001705 9/1996

OTHER PUBLICATIONS

The New Bandette Comb, Loc-A-Loc, Inc., found at <http://www.localoc.net/id55.html>, printed on Aug. 5, 2009.

Primary Examiner — Zenia Bennett

(74) *Attorney, Agent, or Firm* — Rahman LLC

(56) **References Cited**

U.S. PATENT DOCUMENTS

169,578 A	11/1875	Poppenhusen
673,098 A	4/1901	Tissier
694,934 A	3/1902	Machado
794,479 A	7/1905	Austin
840,681 A	1/1907	Becker
849,766 A	4/1907	Baker
902,317 A	10/1908	Nichols
930,195 A	8/1909	Kohn
941,586 A	11/1909	Purdy
1,052,310 A	2/1913	Burlando
1,182,242 A	5/1916	Bennett
1,241,960 A	10/1917	Gould
1,386,296 A	8/1921	Wessa
1,533,380 A	4/1925	Burkhart
1,795,598 A	3/1931	Fulton
2,428,985 A	10/1947	O'Neill
2,454,642 A	11/1948	Finman

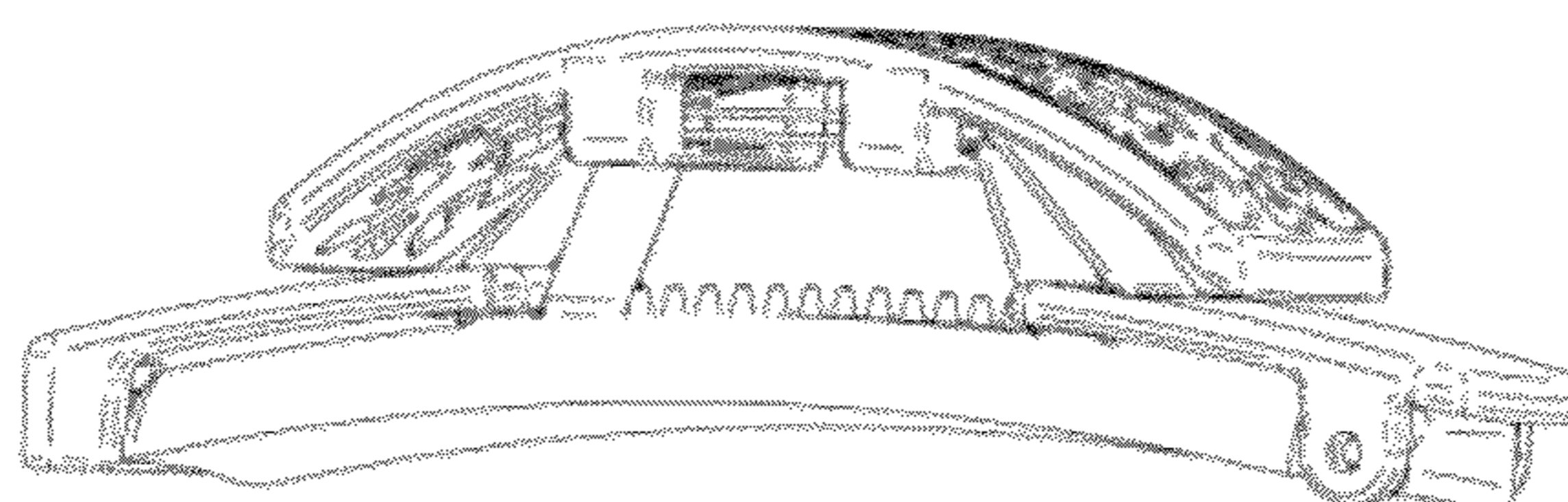

(57) **CLAIM**

The ornamental design for a hair clip, as shown and described.

DESCRIPTION

FIG. 1 is a front perspective view of a hair clip; FIG. 2 is a front view thereof; FIG. 3 is a left side view thereof; FIG. 4 is a right side view thereof; FIG. 5 is a rear view thereof; FIG. 6 is a top view thereof; FIG. 7 is an angled top view thereof; FIG. 8 is another angled top view thereof; and, FIG. 9 is yet another angled top view thereof.

1 Claim, 3 Drawing Sheets



US D671,683 S

Page 2

U.S. PATENT DOCUMENTS							
5,666,982	A	9/1997	Pignon	6,612,312	B2	9/2003	Silva
5,690,128	A	11/1997	Grimes	D511,863	S	11/2005	Lau
5,694,956	A	12/1997	Grinszpan	7,013,900	B2	3/2006	Silva
5,816,267	A	10/1998	Chou	7,373,940	B1	5/2008	Lloyd
5,890,497	A	4/1999	Tsai	D590,994	S	4/2009	Hsu
5,896,862	A	4/1999	Hwang	D605,361	S	12/2009	Hsu
6,035,499	A	3/2000	Ninomiya	D605,814	S	12/2009	Hsu
6,050,272	A	4/2000	Droin	D627,928	S	11/2010	Hsu
6,186,151	B1	2/2001	Newlin	D656,502	S *	3/2012	Cacioppo et al. D14/453
6,257,251	B1 *	7/2001	Burleson et al. 132/279	2004/0103911	A1	6/2004	Salvero
6,267,119	B1	7/2001	Silva	2005/0199255	A1	9/2005	Silva
6,267,120	B1	7/2001	Serignat	2008/0127991	A1	6/2008	Moreland
6,439,242	B1	8/2002	Head et al.	2008/0216862	A1	9/2008	Silva
6,578,585	B1	6/2003	Stachowski	2008/0302382	A1	12/2008	Wang

* cited by examiner

FIG.1




FIG.2




FIG.4




FIG.3




FIG.5




FIG.6

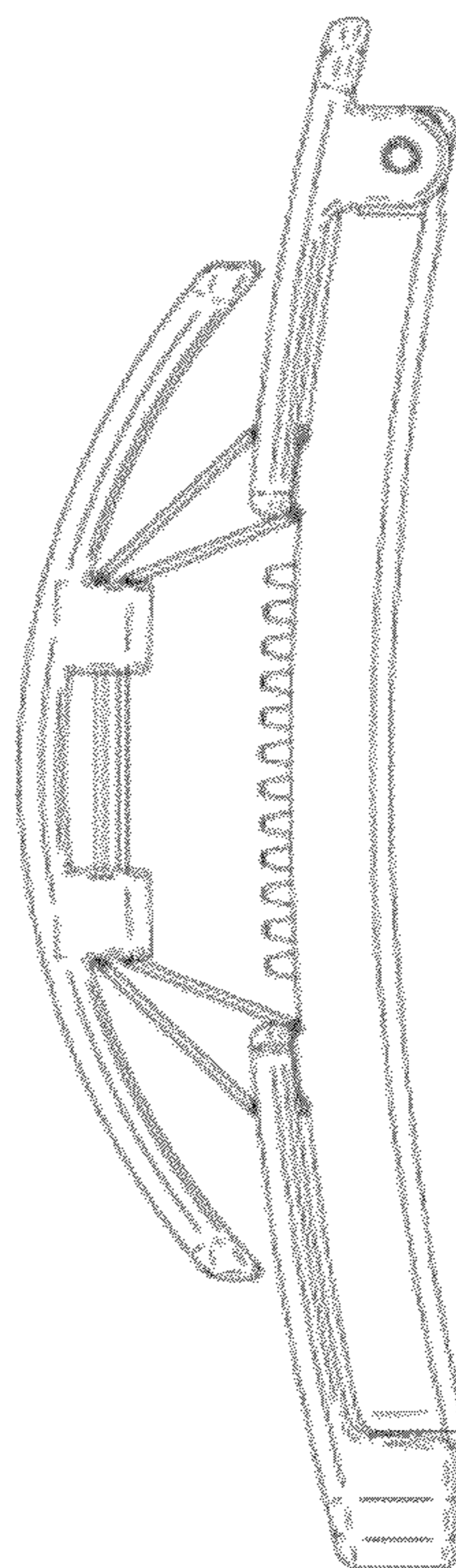


FIG.7

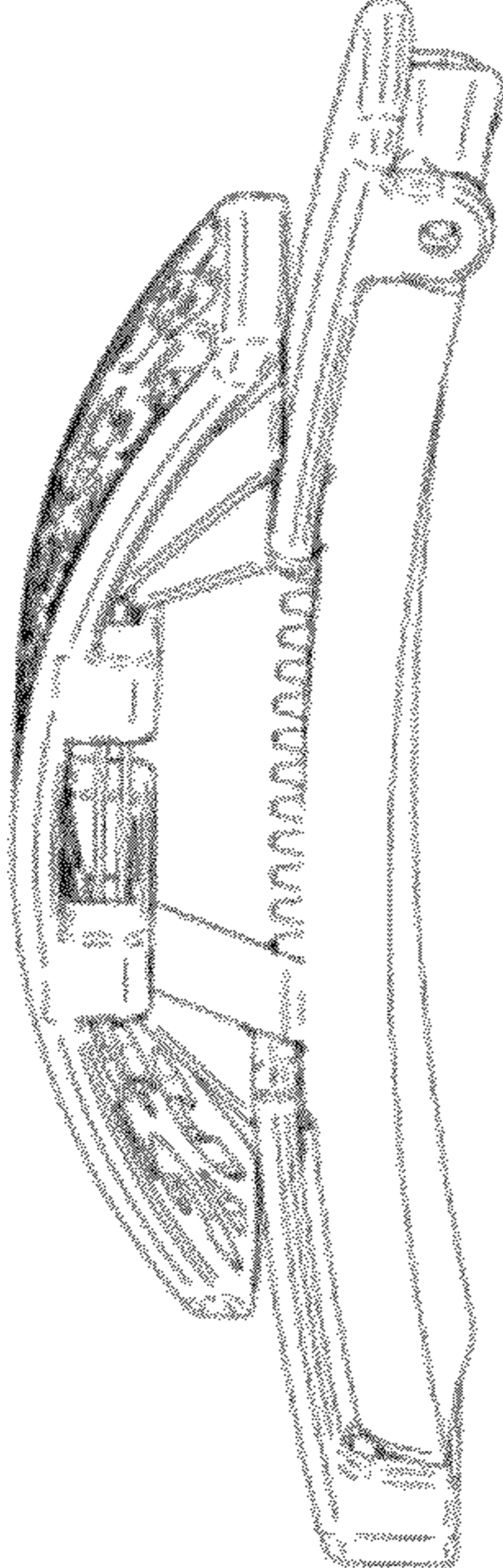


FIG.8

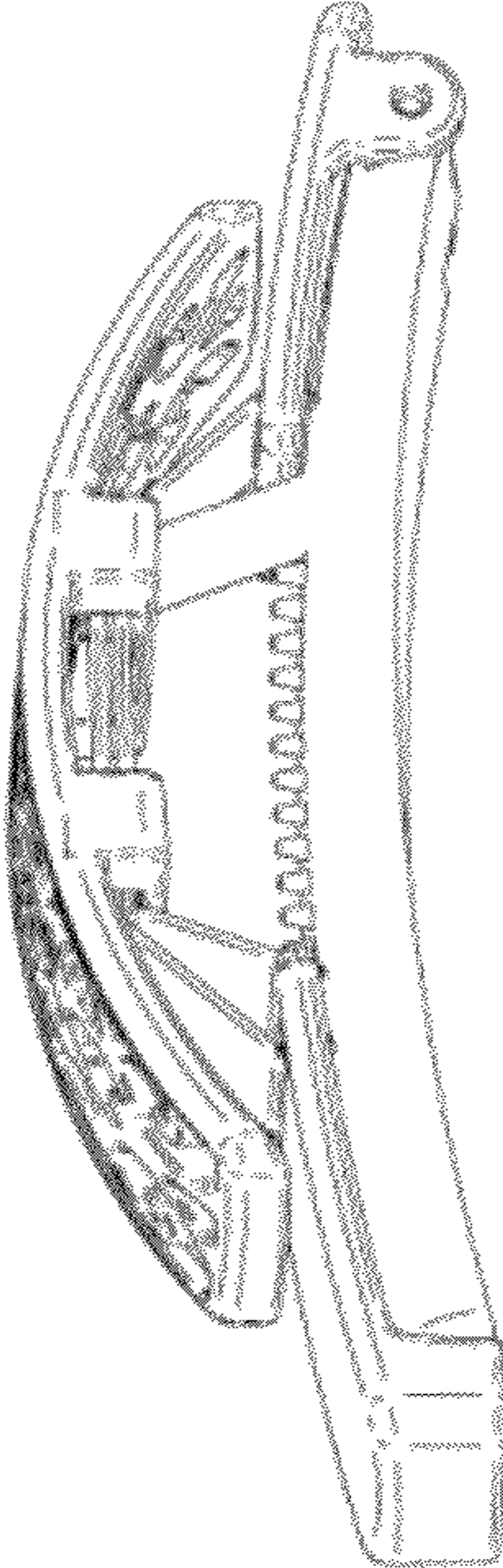


FIG.9

