



US00D671623S

(12) **United States Design Patent**
Lin

(10) **Patent No.:** **US D671,623 S**

(45) **Date of Patent:** **** Nov. 27, 2012**

(54) **WATER HOSE**

(76) Inventor: **Ting-I Lin**, Chan-Hwa (TW)

(**) Term: **14 Years**

(21) Appl. No.: **29/398,315**

(22) Filed: **Jul. 28, 2011**

(51) **LOC (9) Cl.** **23-01**

(52) **U.S. Cl.** **D23/266**

(58) **Field of Classification Search** D23/266;
138/103, 105, 122, 118, 118.1, 126, 128,
138/157; 285/124.1, 124.5

See application file for complete search history.

(56) **References Cited**

U.S. PATENT DOCUMENTS

D443,041 S *	5/2001	Uhlenkott	D23/266
D475,439 S *	6/2003	Lin	D23/266
D488,545 S *	4/2004	Takamatu	D23/266
D498,825 S *	11/2004	Fu	D23/266
D609,313 S *	2/2010	Lin	D23/266

D612,917 S *	3/2010	Eilertson et al.	D23/266
D623,278 S *	9/2010	Eilertson et al.	D23/266
2007/0131298 A1 *	6/2007	Ueng	138/115

* cited by examiner

Primary Examiner — Eric Goodman

(74) *Attorney, Agent, or Firm* — Lin & Associates IP, Inc.

(57) **CLAIM**

The ornamental design for a water hose, as shown and described.

DESCRIPTION

FIG. 1 is a perspective view of a water hose showing my new design;

FIG. 2 is a front elevational view thereof;

FIG. 3 is a rear elevational view thereof;

FIG. 4 is a left elevational view thereof;

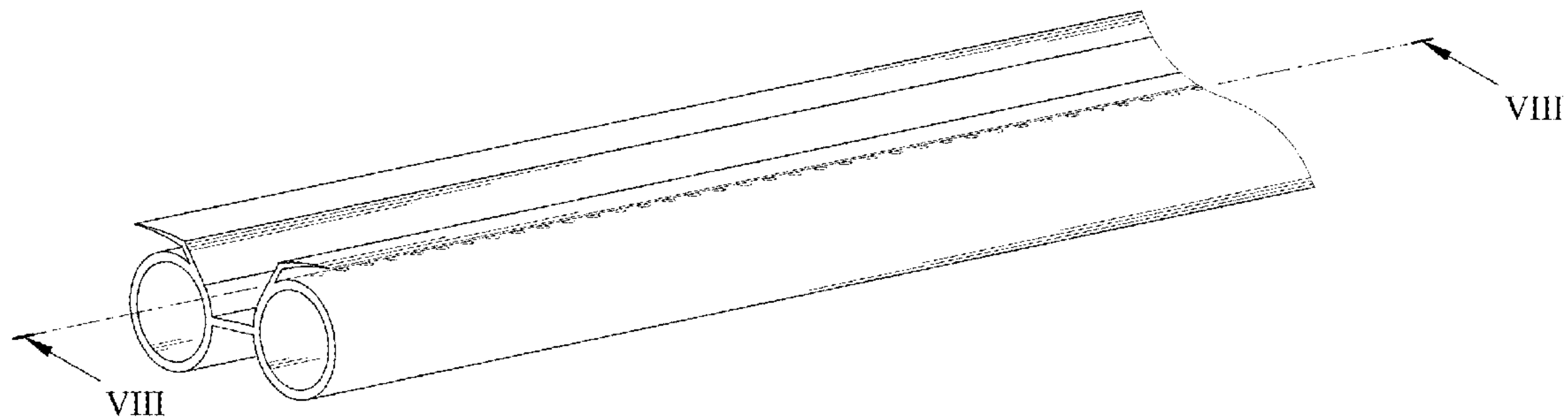
FIG. 5 is a right elevational view thereof;

FIG. 6 is a top view thereof;

FIG. 7 is a bottom view thereof; and,

FIG. 8 is a cross sectional view taken along line VIII-VIII of FIG. 1.

1 Claim, 7 Drawing Sheets



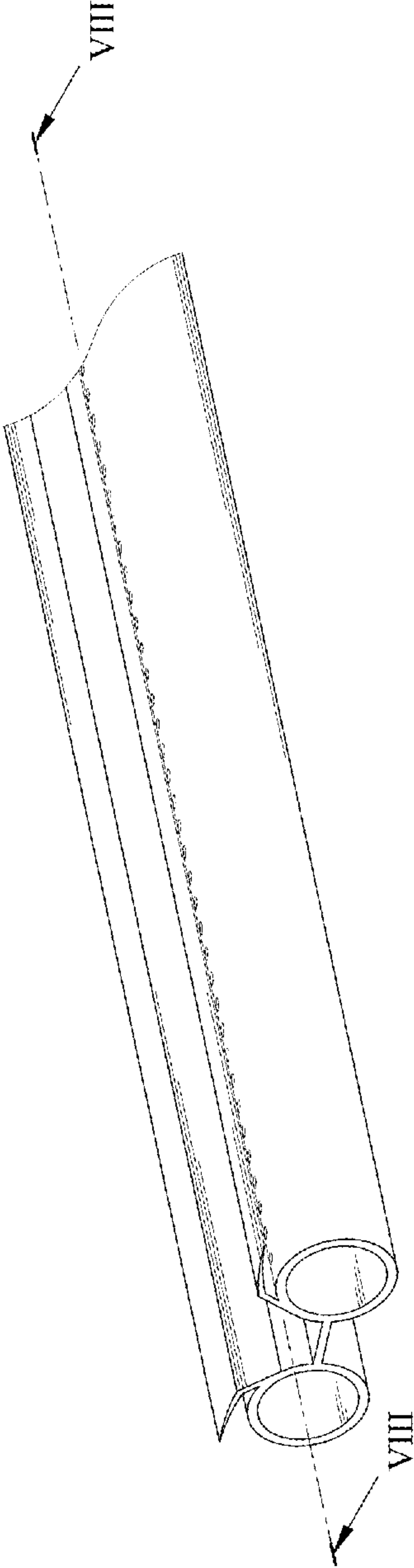


FIG. 1




FIG. 2




FIG. 3

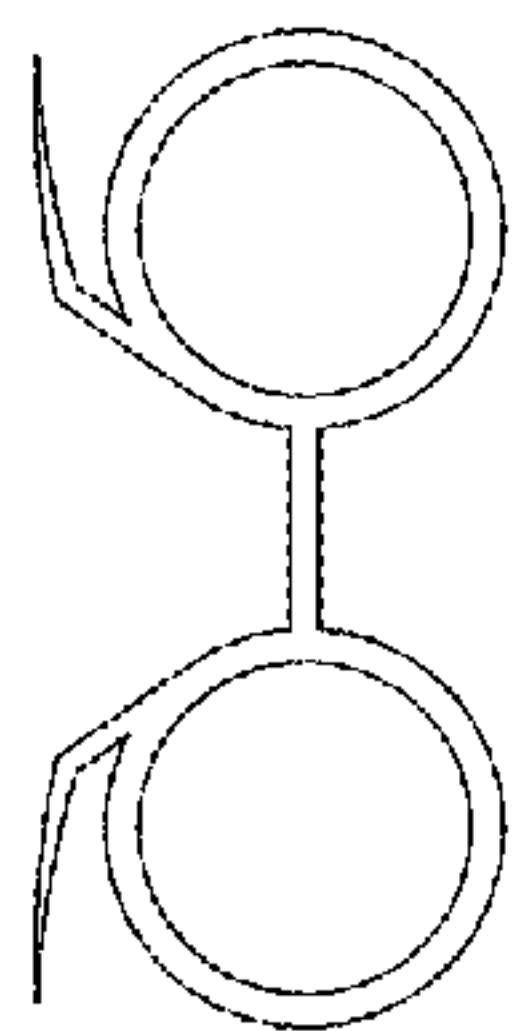


FIG. 5

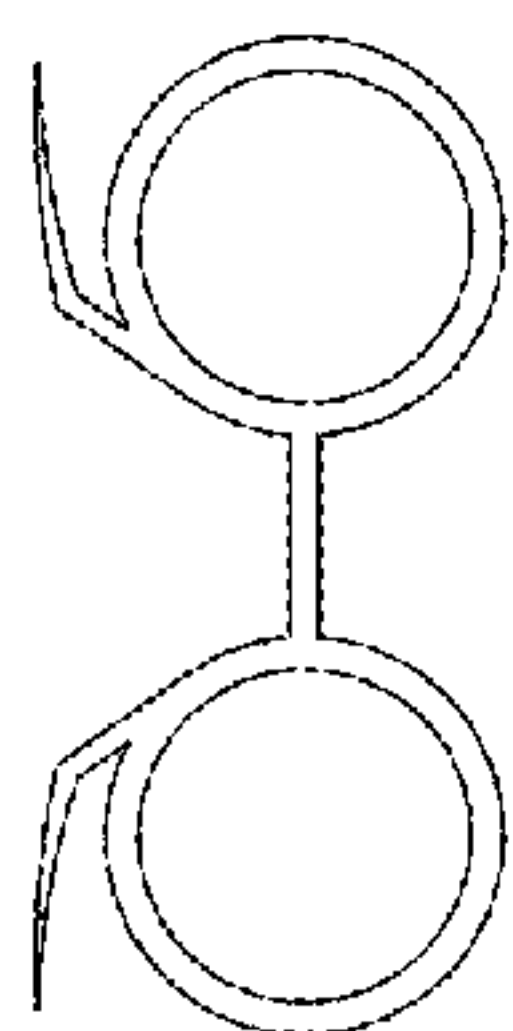


FIG. 4




FIG. 6




FIG. 7

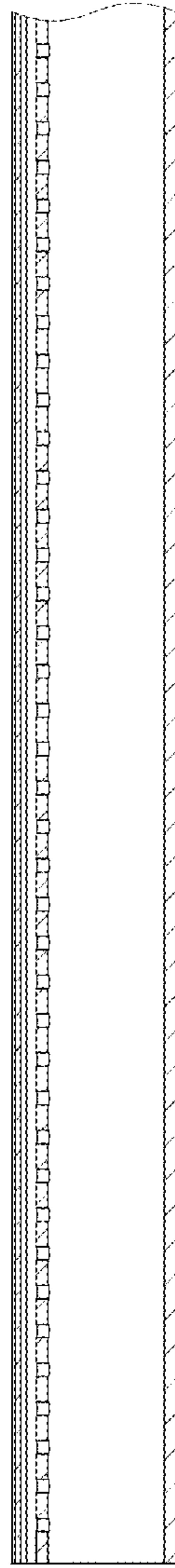


FIG. 8