



US00D671615S

(12) **United States Design Patent**  
**Moore**

(10) **Patent No.:** **US D671,615 S**

(45) **Date of Patent:** **\*\* Nov. 27, 2012**

(54) **FISHING LURE**

(76) Inventor: **Andre Moore**, Alabaster, AL (US)

(\*\*) Term: **14 Years**

(21) Appl. No.: **29/408,077**

(22) Filed: **Dec. 6, 2011**

(51) **LOC (9) Cl.** ..... **22-05**

(52) **U.S. Cl.** ..... **D22/127**

(58) **Field of Classification Search** ..... D22/126-133;  
43/42.24, 42.26, 42.28, 42.35, 42.39, 42.45,  
43/42.48

See application file for complete search history.

(56) **References Cited**

U.S. PATENT DOCUMENTS

1,267,627	A *	5/1918	Campbell	.....	43/42.26
2,231,949	A *	2/1941	Rinchart	.....	43/42.27
4,831,770	A *	5/1989	Dworski	.....	43/42.24
5,491,927	A *	2/1996	Ortiz	.....	43/42.28
6,094,855	A *	8/2000	Stump	.....	43/42.24
D433,727	S *	11/2000	Gibbs	.....	D22/126
D479,572	S *	9/2003	Adams	.....	D22/128

\* cited by examiner

*Primary Examiner* — Catheri Oliver-Garcia

(74) *Attorney, Agent, or Firm* — C. Brandon Browning;  
Maynard Cooper & Gale, PC

(57) **CLAIM**

The ornamental design for a fishing lure, as shown and described.

**DESCRIPTION**

FIG. 1 is a top plan view of a fishing lure in accordance with the present invention.

FIG. 2 is a top right side perspective view of the fishing lure of FIG. 1.

FIG. 3 is a top rear perspective view of the fishing lure of FIG. 1.

FIG. 4 is a side elevational view of the fishing lure of FIG. 1.


FIG. 5 is a top perspective view of the fishing lure of FIG. 1.

FIG. 6 is top front perspective view of the fishing lure of FIG. 1.

FIG. 7 is a bottom view of the fishing lure of FIG. 1; and,

FIG. 8 is an enlarged bottom view of rear end of the fishing lure of FIG. 1.

**1 Claim, 8 Drawing Sheets**








FIG. 1






FIG. 2






FIG. 3






FIG. 4




FIG. 5






FIG. 6






FIG. 7



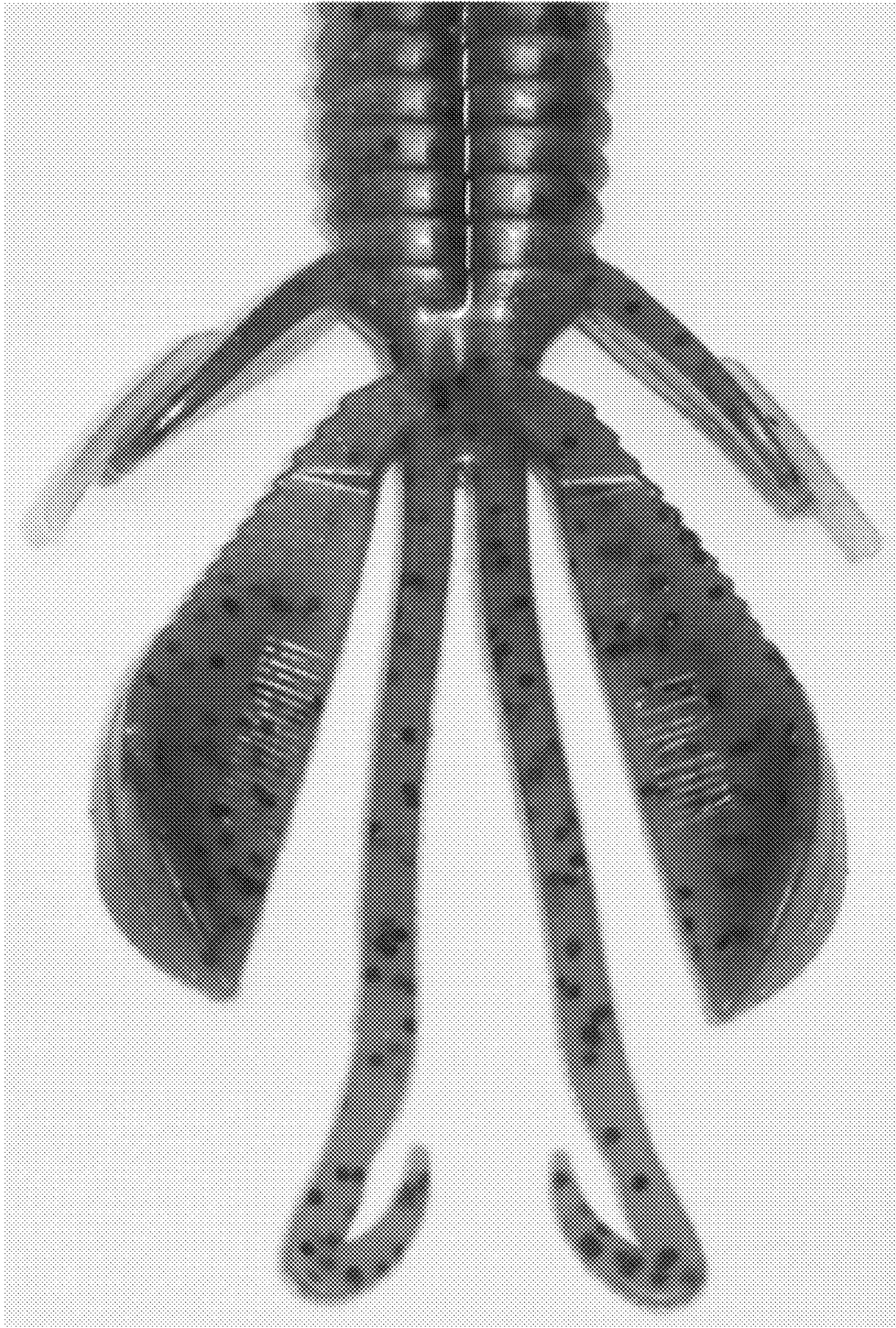


FIG. 8