



US00D671612S

(12) **United States Design Patent**
Azhocar

(10) **Patent No.:** **US D671,612 S**
(45) **Date of Patent:** **** Nov. 27, 2012**

- (54) **MAGAZINE RELEASE TOOL**
- (76) Inventor: **Frederick S Azhocar**, San Diego, CA
(US)
- (**) Term: **14 Years**
- (21) Appl. No.: **29/422,463**
- (22) Filed: **May 21, 2012**

5,182,972 A	2/1993	Skaleski	
5,234,142 A	8/1993	Loewen	
5,519,954 A	5/1996	Garrett	
5,916,340 A	6/1999	Forsyth	
6,173,519 B1	1/2001	Garrett	
6,300,582 B1 *	10/2001	Huang	200/302.2
6,546,596 B2 *	4/2003	Grote et al.	16/429
D488,588 S	4/2004	Murphy	
6,867,680 B1	3/2005	Kulle	
6,913,406 B1	7/2005	Nocerino	
7,357,225 B2	4/2008	Dorian	
7,393,342 B2 *	7/2008	Henniges et al.	604/187
8,011,277 B2	9/2011	Johnson et al.	

(Continued)

Related U.S. Application Data

- (63) Continuation of application No. 12/462,677, filed on Nov. 12, 2009.
- (51) **LOC (9) Cl.** **22-01**
- (52) **U.S. Cl.** **D22/108**
- (58) **Field of Classification Search** D22/108;
D8/300-322, 341; 16/DIG. 41; 200/341,
200/344-345; 42/70.01-70.02, 70.11
See application file for complete search history.

FOREIGN PATENT DOCUMENTS

- FR 2620563 A1 * 3/1989
- (Continued)

OTHER PUBLICATIONS

Office Action issued in U.S. Appl. No. 12/462,677, dated Feb. 24, 2012.

Primary Examiner — Michael A Pratt
(74) *Attorney, Agent, or Firm* — Knobbe, Martens, Olson & Bear, LLP

(56) **References Cited**

U.S. PATENT DOCUMENTS

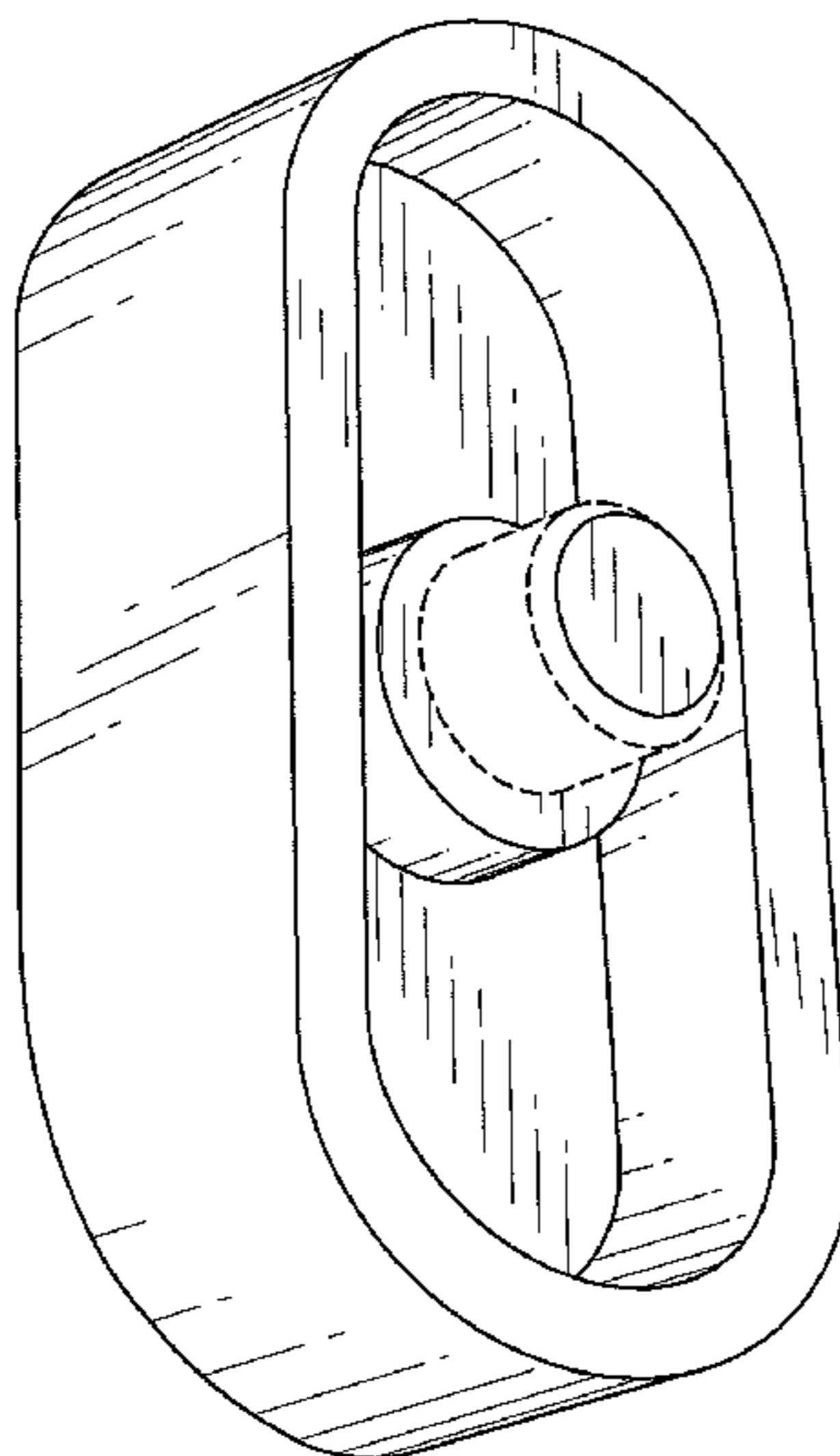
970,264 A *	9/1910	Peterson	200/337
2,151,846 A	3/1934	Greneker	
2,509,837 A	5/1950	Niizawa	
2,735,321 A	2/1956	Browne et al.	
2,895,139 A	7/1959	Compton	
3,333,850 A	8/1967	Miller	
3,746,815 A *	7/1973	Drummer	200/43.17
3,968,585 A	7/1976	Linha	
4,084,824 A	4/1978	Kalivas	
4,177,698 A	12/1979	Greneker	
4,334,492 A *	6/1982	Klingler	116/309
4,466,313 A	8/1984	Gardner	
4,521,985 A	6/1985	Smith et al.	
4,771,144 A	9/1988	Goyarts	
D301,963 S	7/1989	Jackson	
D303,915 S	10/1989	Knutson	
4,919,016 A	4/1990	Hanegraaf	
5,070,563 A	12/1991	Tervola	

(57) **CLAIM**
The ornamental design for a magazine release tool, as shown and described.

DESCRIPTION

FIG. 1 is a perspective view of a magazine release tool configured in accordance with the present invention; and, FIG. 2 is a top view thereof. The broken line showing of portions of the magazine release tool is included for the purpose of illustrating environment and forms no part of the claimed design.

1 Claim, 2 Drawing Sheets



US D671,612 S

Page 2

U.S. PATENT DOCUMENTS

2004/0104080 A1 6/2004 Sweet et al.
2006/0123683 A1 6/2006 Garrett et al.
2010/0236911 A1 9/2010 Wild et al.
2011/0056107 A1* 3/2011 Underwood 42/18

FOREIGN PATENT DOCUMENTS

GB 2239352 A * 6/1991
JP 05250959 A * 9/1993
WO WO 03097127 A1 * 11/2003
* cited by examiner

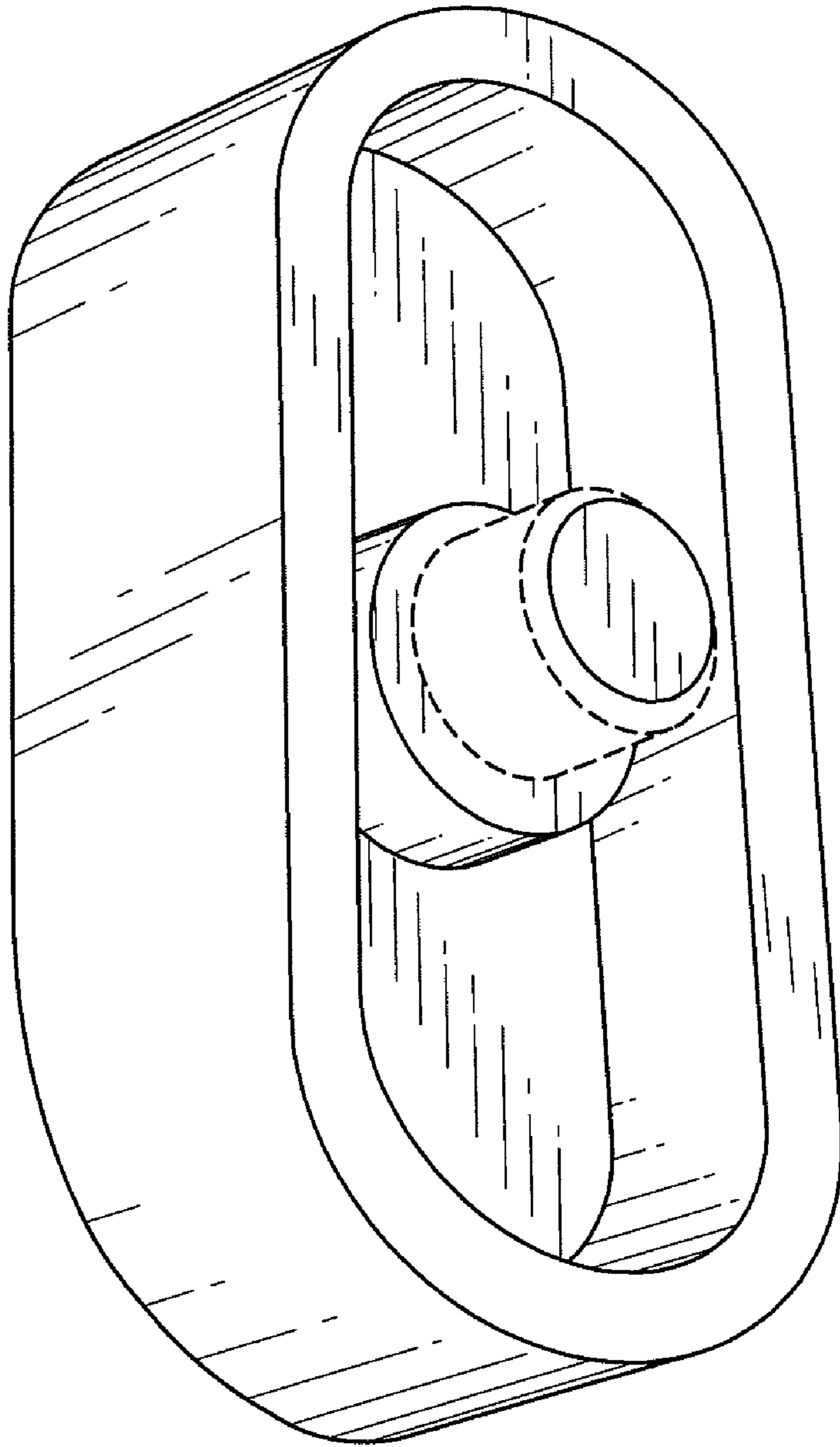


FIG. 1

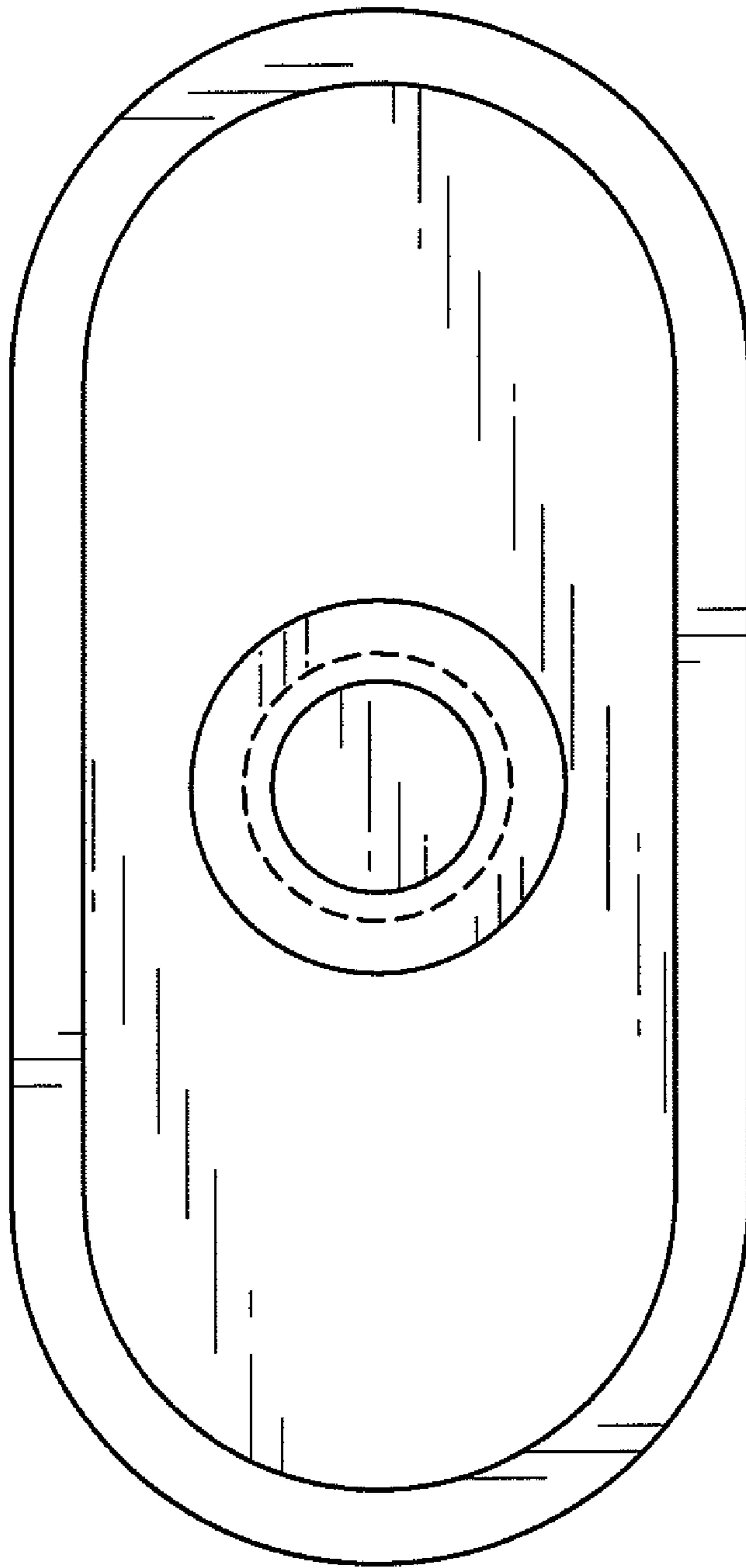


FIG. 2