



US00D671608S

(12) **United States Design Patent**
Hornsby et al.

(10) **Patent No.:** **US D671,608 S**
(45) **Date of Patent:** **** Nov. 27, 2012**

(54) **TOY PLAY SET**

(75) Inventors: **James Russell Hornsby**, Tampa, FL
(US); **Joseph L. McGowan**, St. Charles,
MO (US); **Dana L. Stewart**, St. Louis,
MO (US)

(73) Assignee: **Cepia, LLC**, St. Louis, MO (US)

(**) Term: **14 Years**

(21) Appl. No.: **29/405,905**

(22) Filed: **Nov. 8, 2011**

(51) **LOC (9) Cl.** **21-03**

(52) **U.S. Cl.** **D21/814**

(58) **Field of Classification Search** D21/811,
D21/814-816; 472/126

See application file for complete search history.

(56) **References Cited**

U.S. PATENT DOCUMENTS

D291,220 S	8/1987	Mariol	21/143
D331,273 S *	11/1992	Dessuro et al.	D21/816
D338,507 S *	8/1993	Hopkins	D21/506
D346,420 S *	4/1994	Cacciola et al.	D21/816

D358,620 S *	5/1995	Hill et al.	D21/511
5,580,316 A *	12/1996	Hill et al.	472/116
D390,905 S *	2/1998	Eldon et al.	D21/814
D434,099 S *	11/2000	Addleman	D21/815
6,607,418 B2	8/2003	Henry	446/70
D554,202 S	10/2007	Knight	D21/509
D554,203 S	10/2007	Knight	D21/509
D594,923 S *	6/2009	Auberger	D21/814
D641,807 S *	7/2011	Hornsby et al.	D21/564

* cited by examiner

Primary Examiner — Mitchell Siegel

(74) *Attorney, Agent, or Firm* — Kevin Pumm

(57) **CLAIM**

The ornamental design for a toy play set, as shown and described.

DESCRIPTION

FIG. 1 is a perspective view of a toy play set, showing my new design;

FIG. 2 is a front elevation view thereof;

FIG. 3 is a back elevation view thereof;

FIG. 4 is a right side elevation view thereof;

FIG. 5 is a left side elevation view thereof; and,

FIG. 6 is a top elevation view thereof.

1 Claim, 6 Drawing Sheets

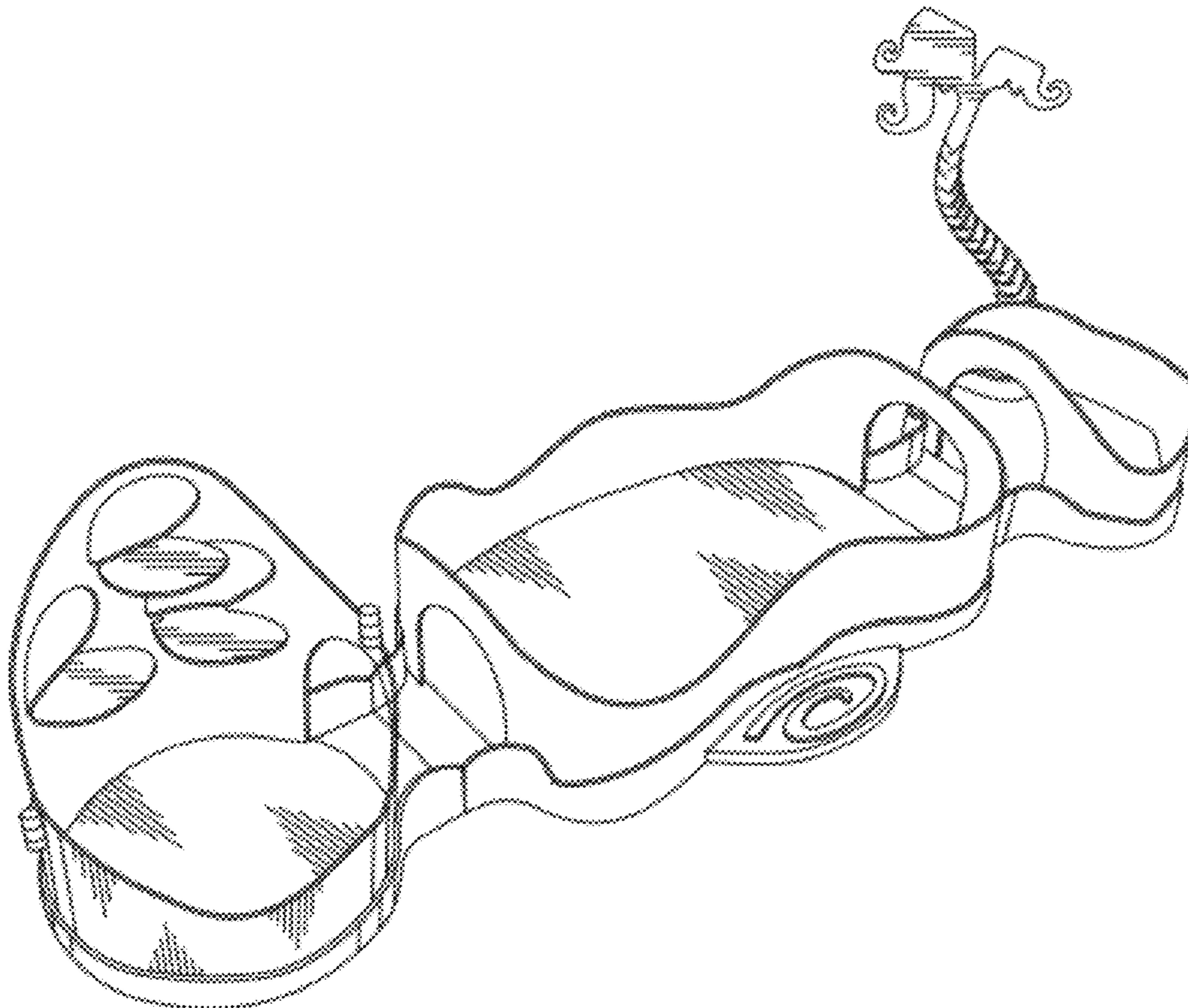




FIG. 1

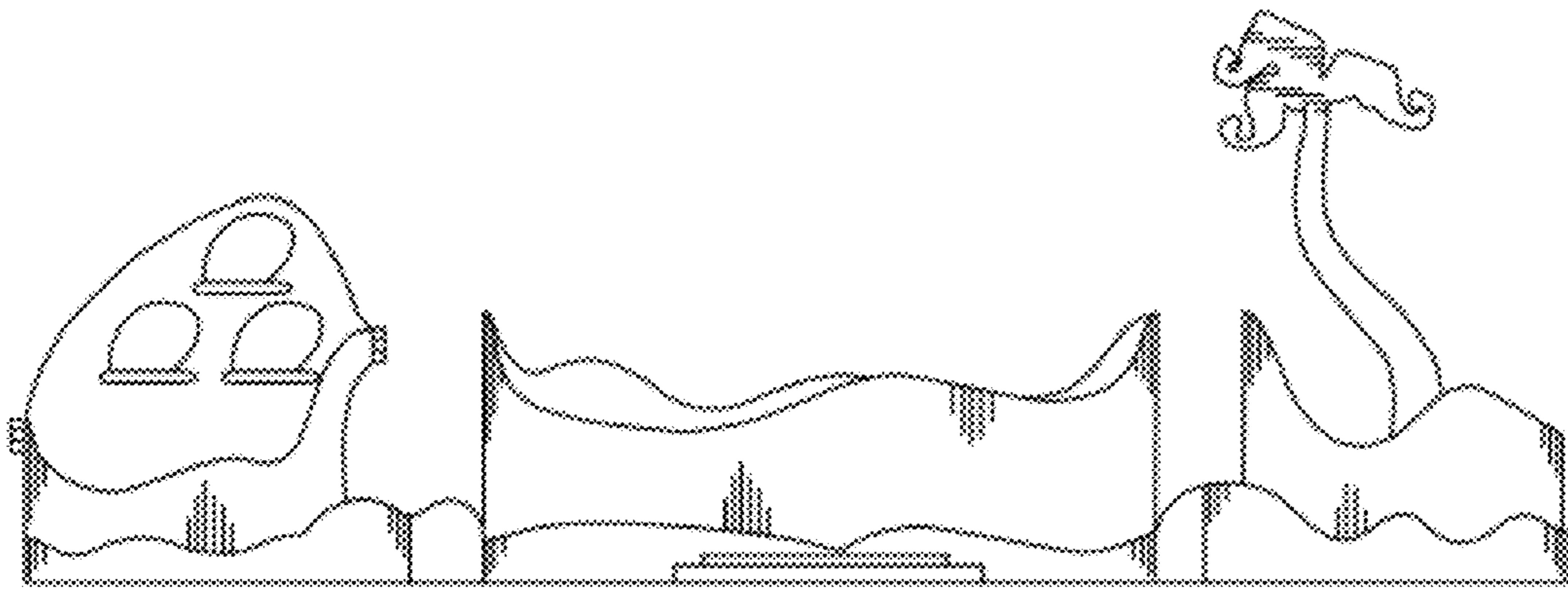


FIG. 2




FIG. 3

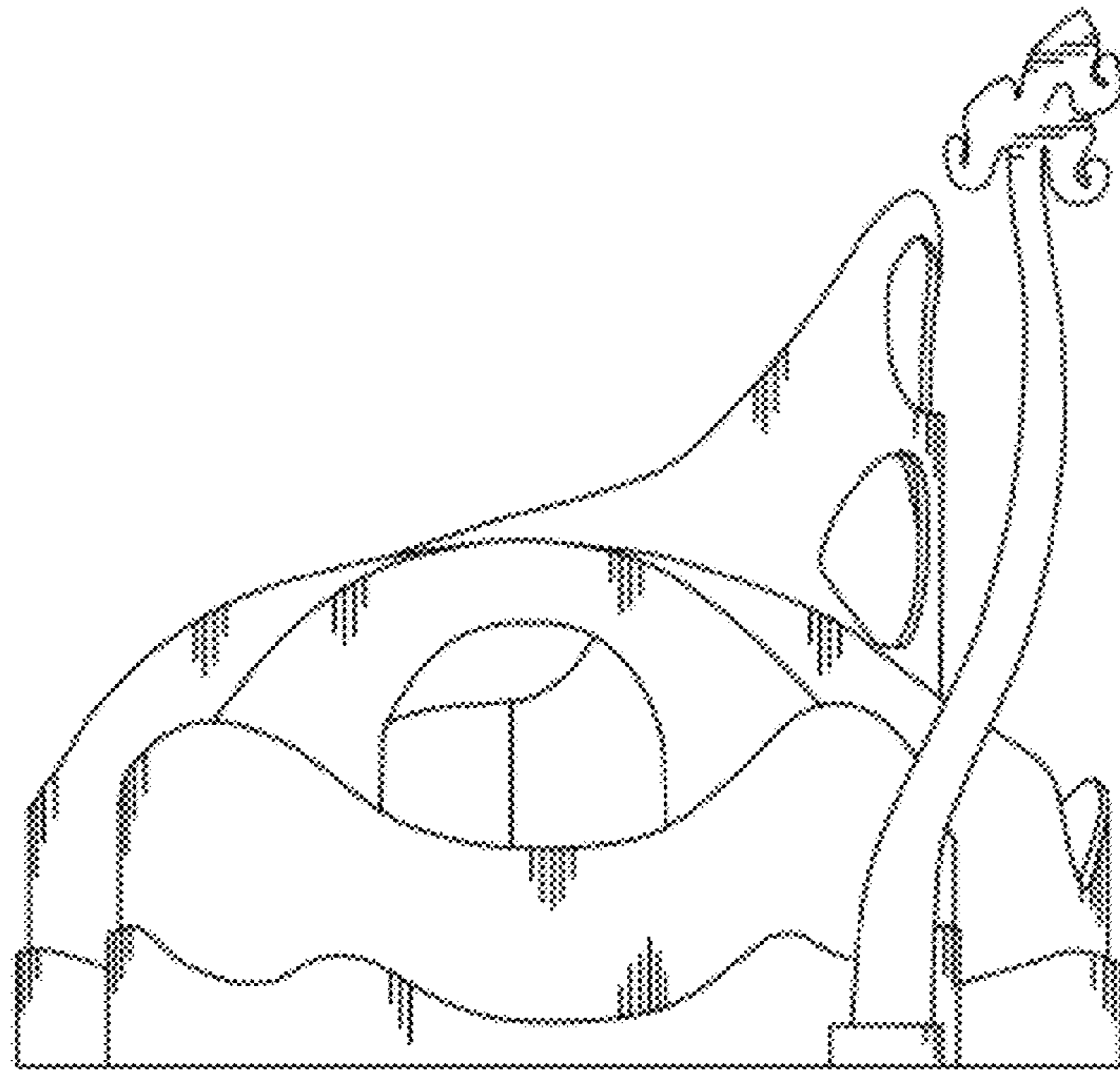


FIG. 4

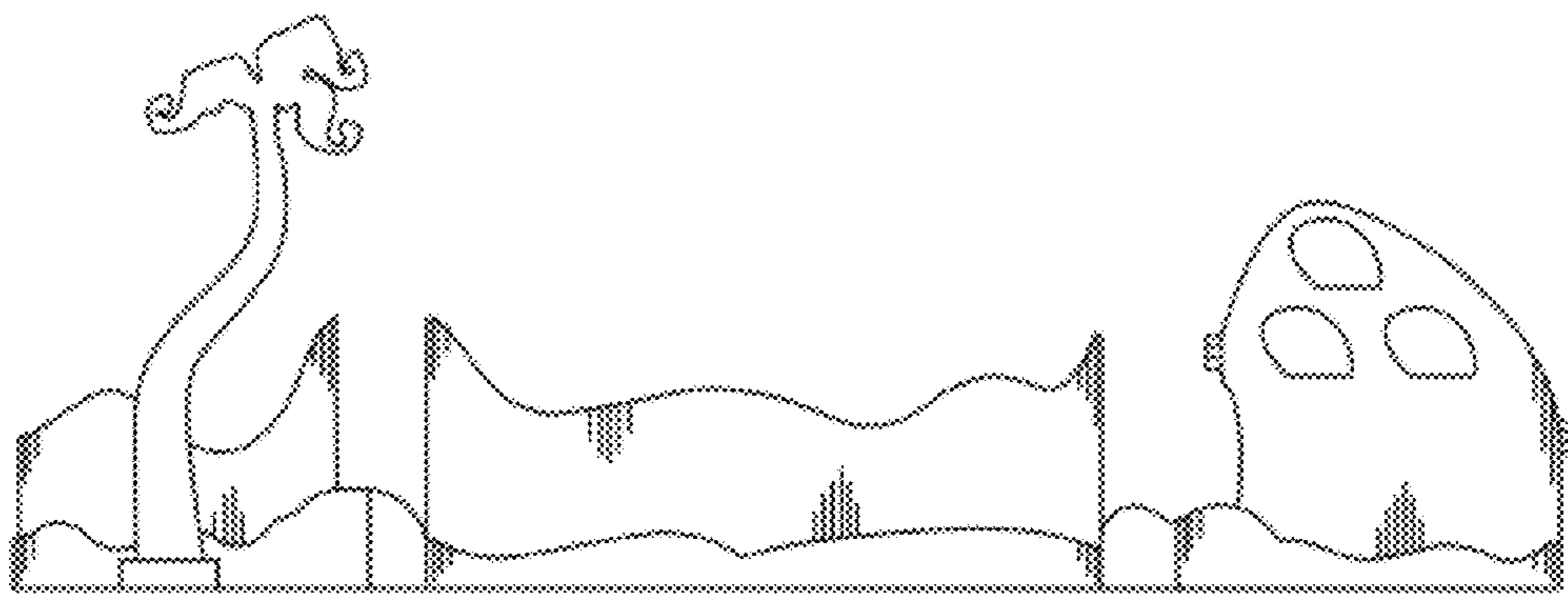


FIG. 5

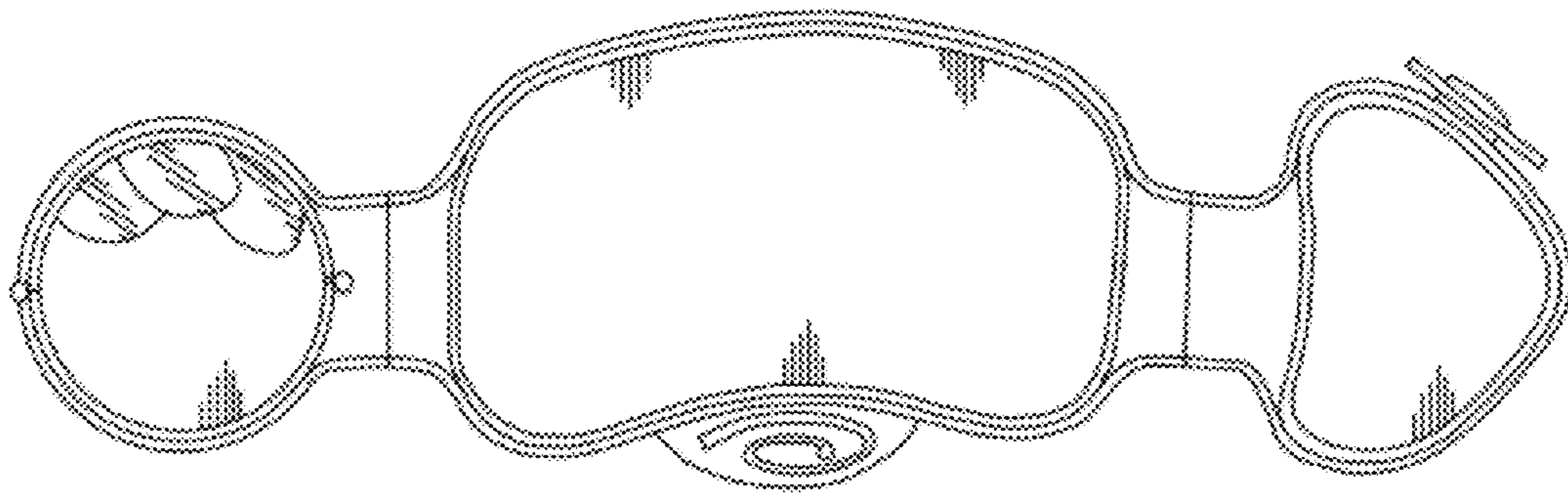


FIG. 6