



US00D671582S

(12) **United States Design Patent**
Jang et al.

(10) **Patent No.:** **US D671,582 S**

(45) **Date of Patent:** **** Nov. 27, 2012**

(54) **DIGITAL CAMERA**

(75) Inventors: **Seungho Jang**, Kyunggi-do (KR);
InShik Kim, Seoul (KR)

(73) Assignee: **Samsung Electronics Co., Ltd.**,
Suwon-si (KR)

(**) Term: **14 Years**

(21) Appl. No.: **29/392,242**

(22) Filed: **May 19, 2011**

(51) **LOC (9) Cl.** **16-01**

(52) **U.S. Cl.** **D16/202**

(58) **Field of Classification Search** D16/200–204,
D16/208, 218; 348/373–376; 358/909.1;
396/535–541

See application file for complete search history.

(56) **References Cited**

U.S. PATENT DOCUMENTS

D545,335 S *	6/2007	Kanno	D16/218
D561,219 S *	2/2008	Nagayama et al.	D16/202
D568,358 S *	5/2008	Shimobayashi	D16/202
D577,756 S *	9/2008	Nakamura	D16/202
7,646,426 B2 *	1/2010	Saiki et al.	348/373

D611,974 S *	3/2010	Kwon et al.	D16/202
D627,381 S *	11/2010	Kwon	D16/202
D634,765 S *	3/2011	Noh et al.	D16/202
D634,766 S *	3/2011	Ham	D16/202
D641,033 S *	7/2011	Nohara	D16/202

* cited by examiner

Primary Examiner — Adir Aronovich

(74) *Attorney, Agent, or Firm* — Ladas & Parry LLP

(57) **CLAIM**



The ornamental design for a digital camera, as shown and described.

DESCRIPTION

FIG. 1 is a top, front and right side perspective view of a digital camera showing my design;
FIG. 2 is a front elevational view thereof;
FIG. 3 is a rear elevational view thereof;
FIG. 4 is a left side elevational view thereof;
FIG. 5 is a right side elevational view thereof;
FIG. 6 is a top plan view thereof; and,
FIG. 7 is a bottom plan view thereof.

The portions of the camera in broken lines are shown for illustrative purposes only and form no part of the claimed design.

1 Claim, 4 Drawing Sheets






FIG. 1

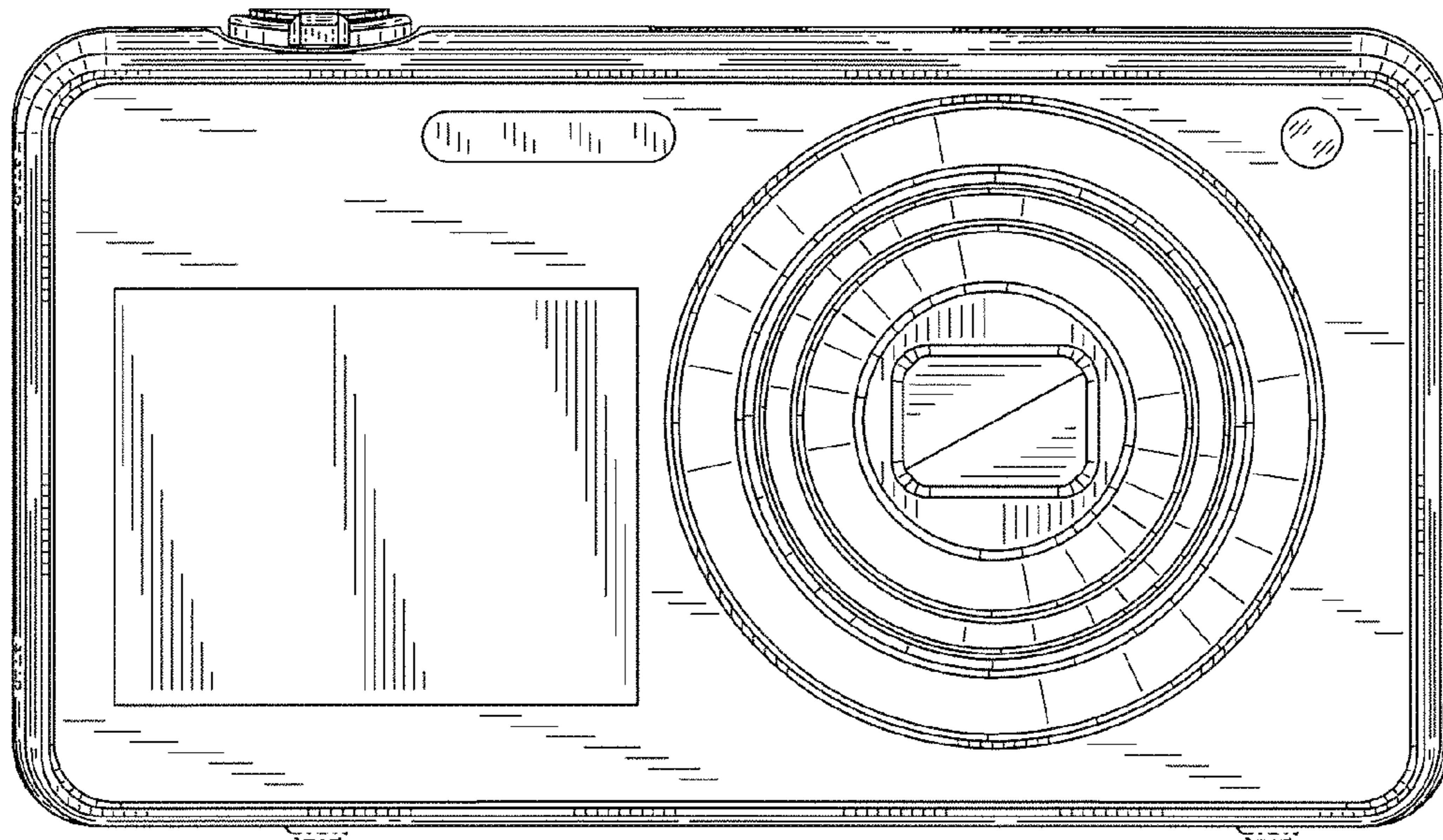


FIG. 2



FIG. 3

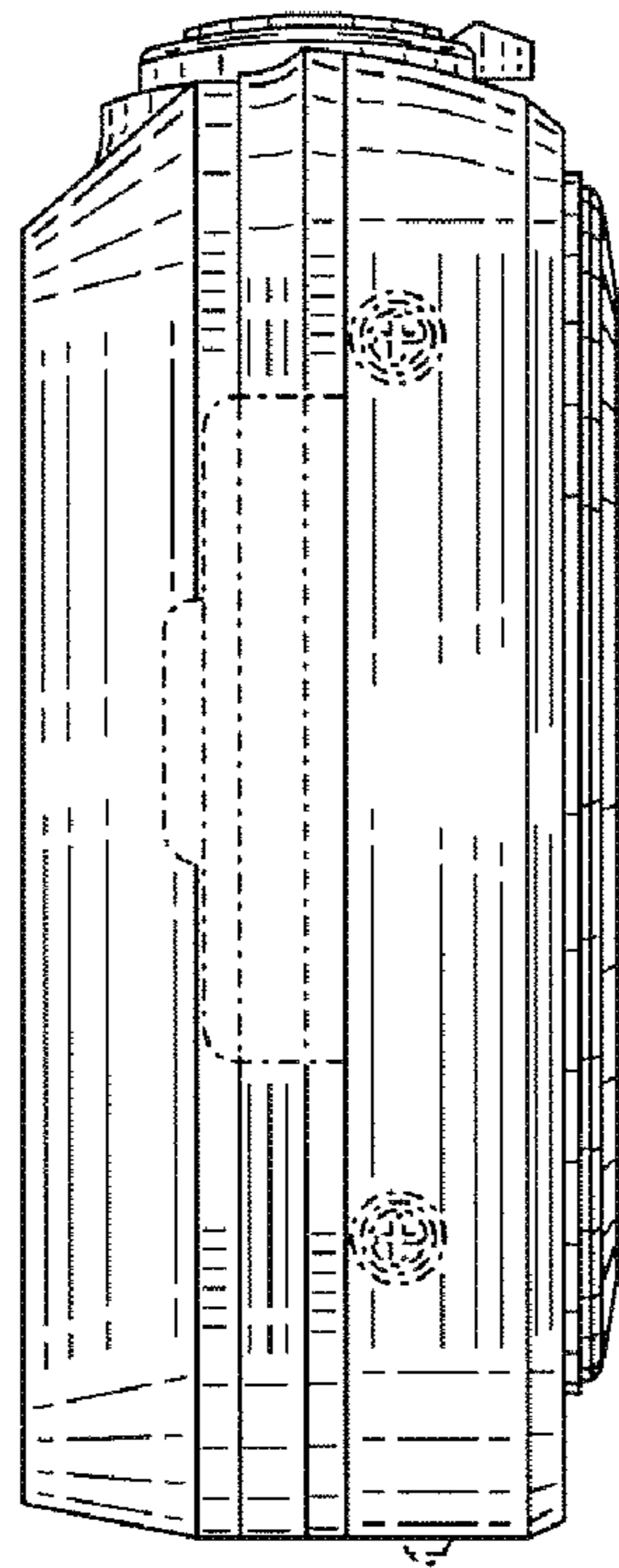


FIG. 4

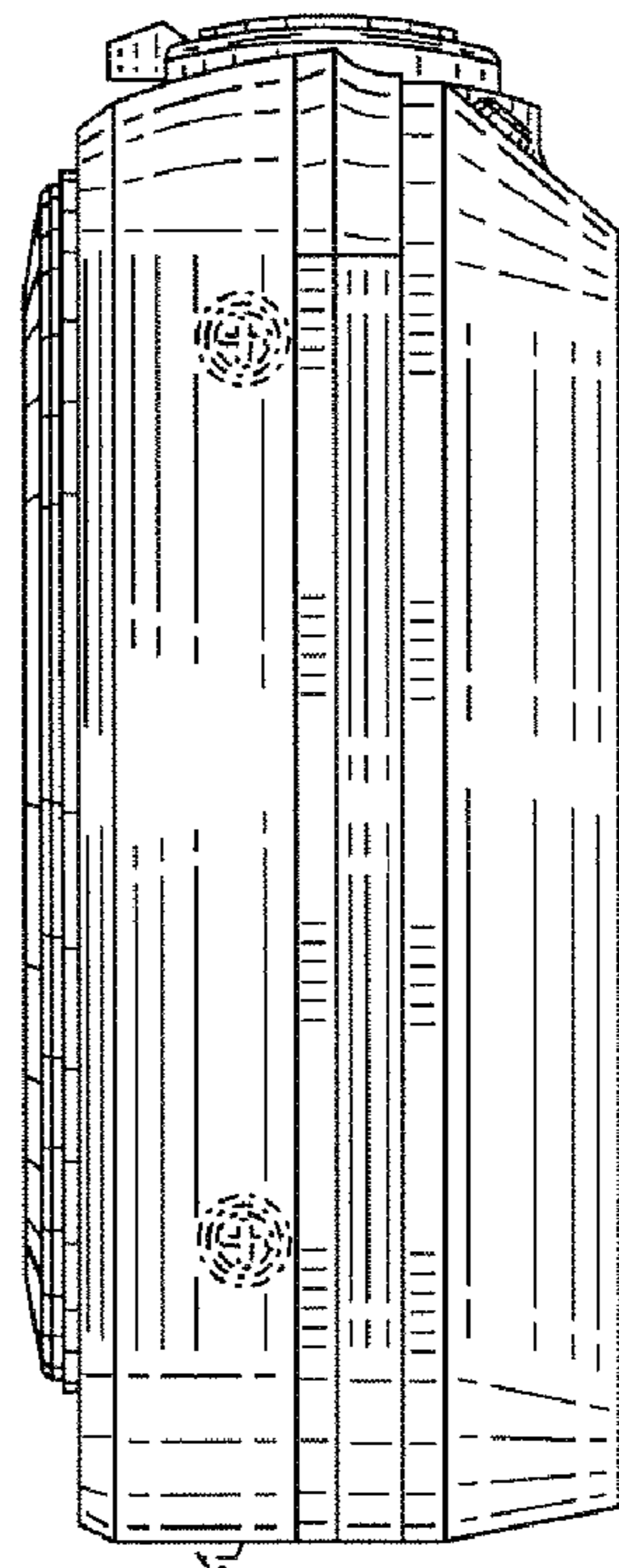


FIG. 5

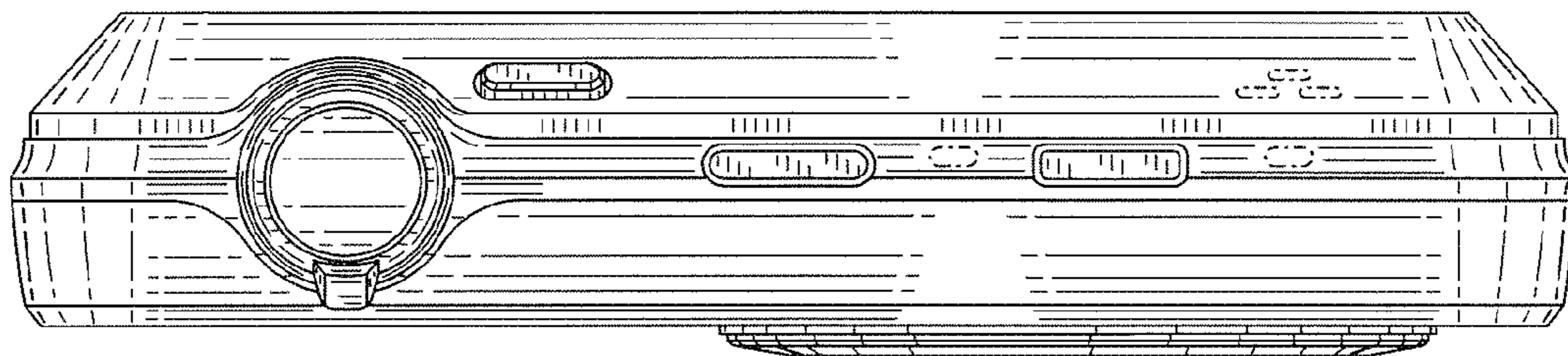


FIG. 6

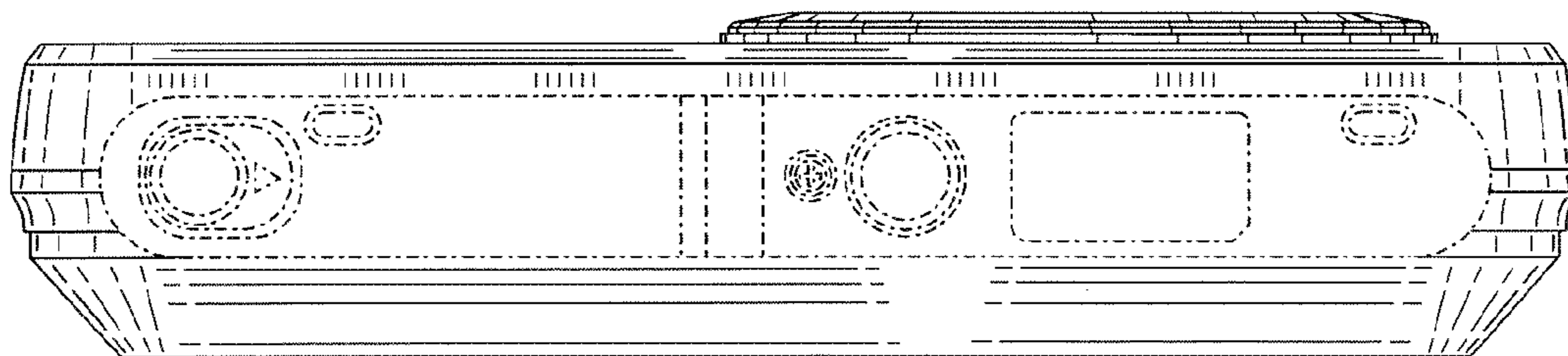


FIG. 7