



US00D671576S

(12) **United States Design Patent**
Jafa et al.

(10) **Patent No.:** **US D671,576 S**
(45) **Date of Patent:** **** Nov. 27, 2012**

(54) **COOLER**

(75) Inventors: **Emad Jafa**, Brewster, NY (US);
Noureddine Dia Malaeb, Thousand
Oaks, CA (US); **David W. Duncan**,
Chesterfield, MO (US); **Byron C. Lee**,
Thousand Oaks, CA (US); **Leah L.**
Thomas, Thousand Oaks, CA (US)

(73) Assignee: **PepsiCo, Inc.**, Purchase, NY (US)

(**) Term: **14 Years**

(21) Appl. No.: **29/412,511**

(22) Filed: **Feb. 3, 2012**

(51) **LOC (9) Cl.** **15-07**

(52) **U.S. Cl.** **D15/91**

(58) **Field of Classification Search** D15/79,
D15/81, 83-88, 91; D6/470-472; 62/246-255,
62/331, 337, 440-449, 457.1; 312/236, 352,
312/400-408, 114, 116

See application file for complete search history.

(56) **References Cited**

U.S. PATENT DOCUMENTS

D244,019 S *	4/1977	Brown	D15/88
D271,107 S *	10/1983	Trulaske	D15/85
D363,398 S *	10/1995	Branz et al.	D6/472
5,803,560 A *	9/1998	Trulaske et al.	D6/472
D421,534 S *	3/2000	Trulaske et al.	D6/472
D449,844 S *	10/2001	Kim	D15/81
D481,224 S *	10/2003	Draper	D6/470

D481,740 S *	11/2003	Li et al.	D15/81
D513,014 S *	12/2005	Seki	D15/81
D518,836 S *	4/2006	Reese et al.	D15/89
D520,532 S *	5/2006	Reese et al.	D15/89
D520,533 S *	5/2006	Reese et al.	D15/89
D541,315 S *	4/2007	Trulaske, Sr.	D15/88
D630,230 S *	1/2011	Yang	D15/81
D646,307 S *	10/2011	Schaffer et al.	D15/81
D651,221 S *	12/2011	Voron et al.	D15/89
D652,064 S *	1/2012	Voron et al.	D15/89

2010/0018233 A1 1/2010 Jafa et al.
2011/0301749 A1 12/2011 Hammonds et al.

* cited by examiner

Primary Examiner — Mitchell Siegel

(74) *Attorney, Agent, or Firm* — Banner & Witcoff, Ltd.

(57) **CLAIM**

The ornamental design for a cooler, as shown and described.

DESCRIPTION

FIG. 1 is a top, front, left perspective view of a cooler showing a first embodiment of our new design;

FIG. 2 is a front view thereof;

FIG. 3 is a left side view thereof;

FIG. 4 is a right side view thereof;

FIG. 5 is a top, front, left perspective view of a cooler showing a second embodiment of our new design;

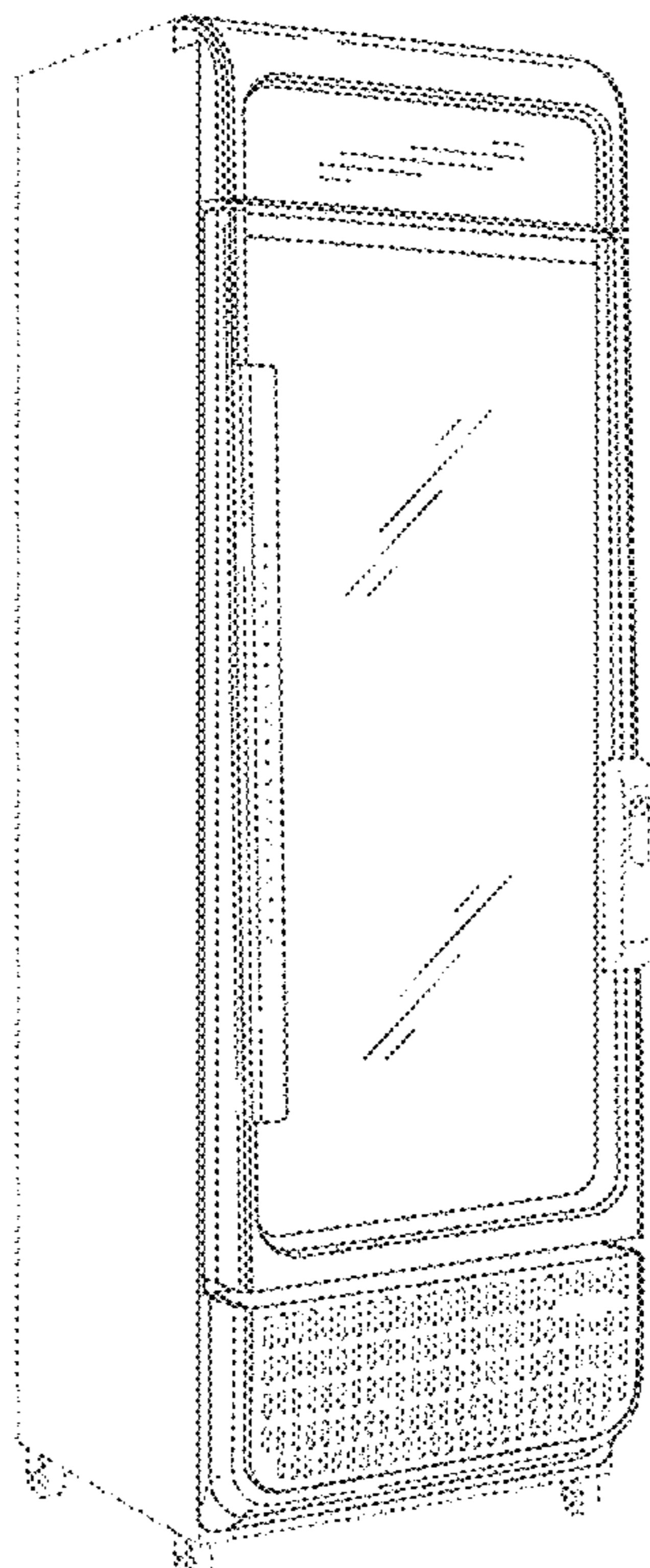
FIG. 6 is a front view thereof;

FIG. 7 is a left side view thereof; and,

FIG. 8 is a right side view thereof.

The broken lines showing the remainder of the cooler are for environmental purposes only and form no part of the claimed design.

1 Claim, 8 Drawing Sheets



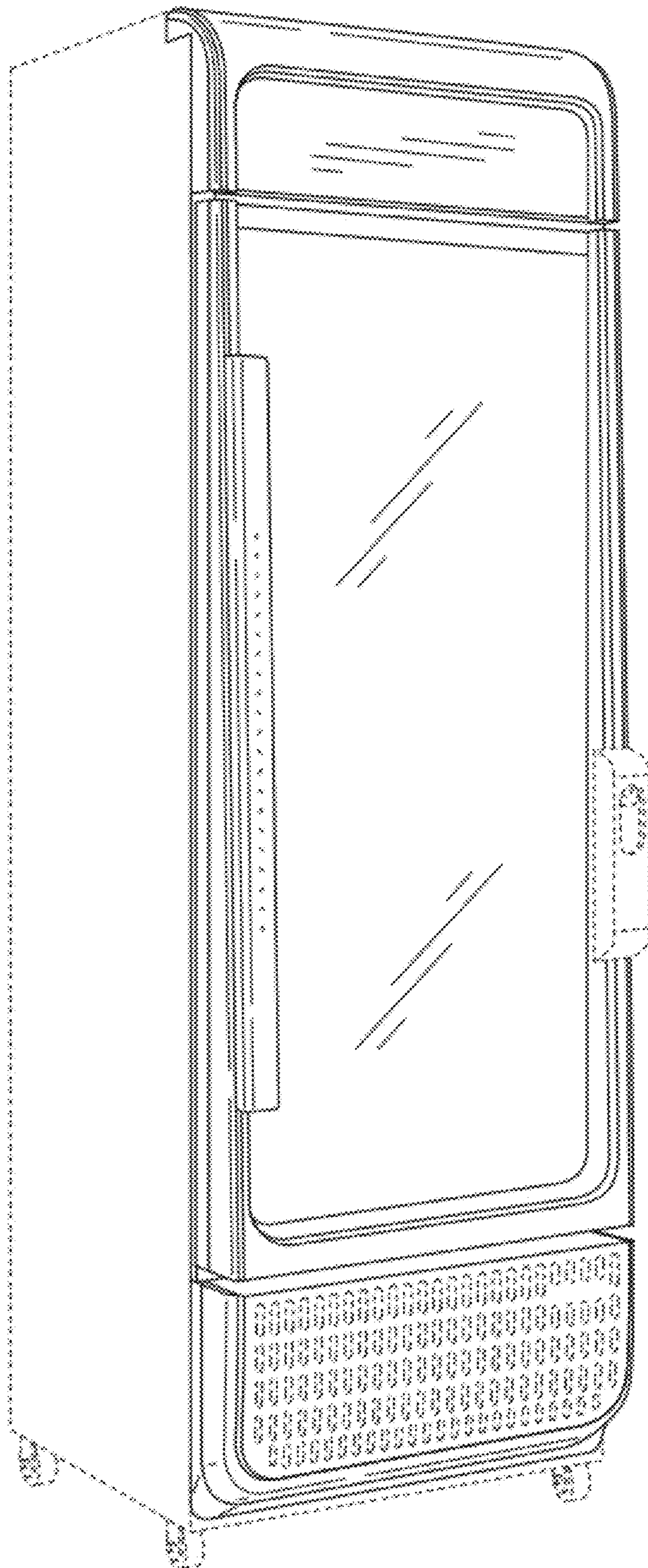


FIG. 1

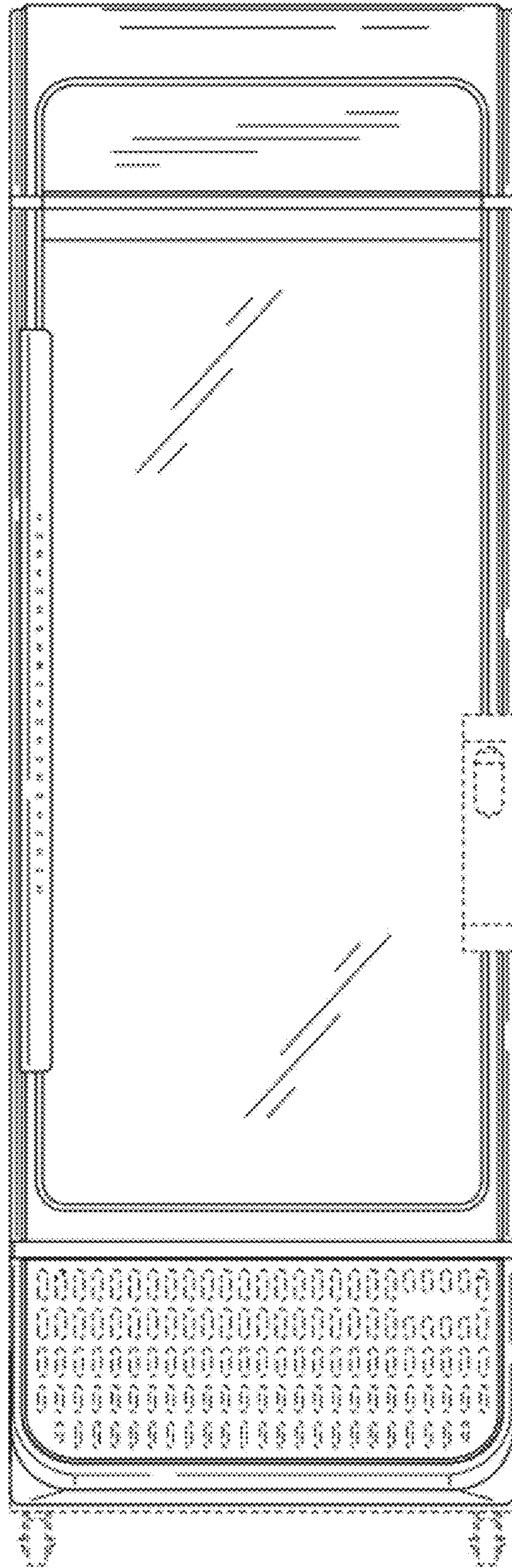


FIG. 2




FIG. 3

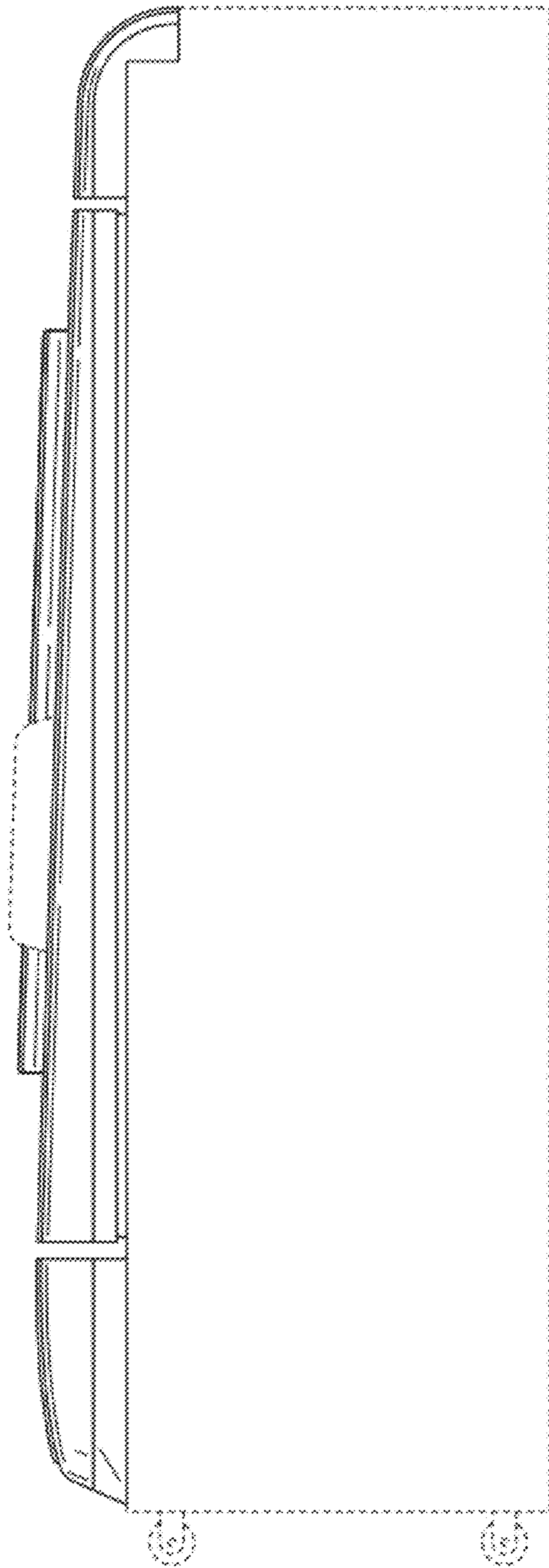


FIG. 4

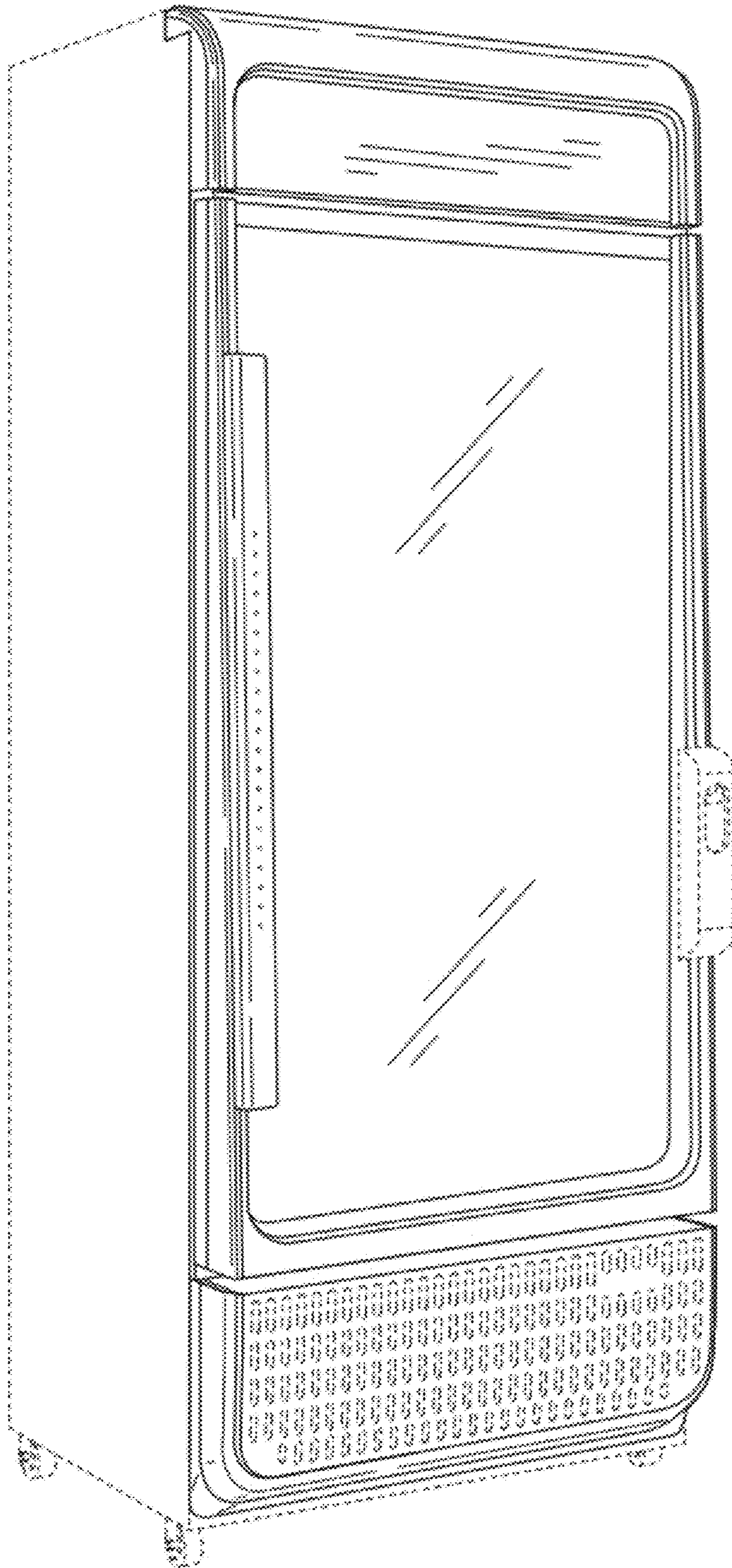


FIG. 5

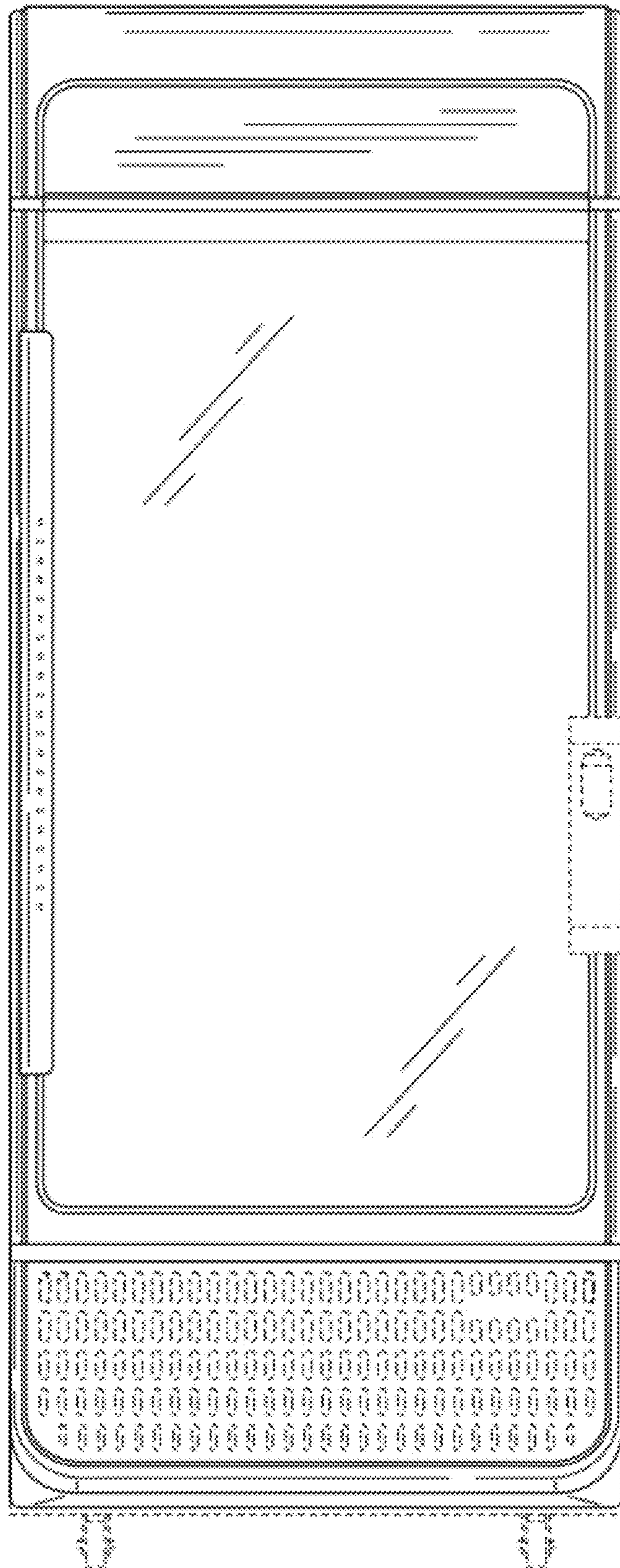


FIG. 6

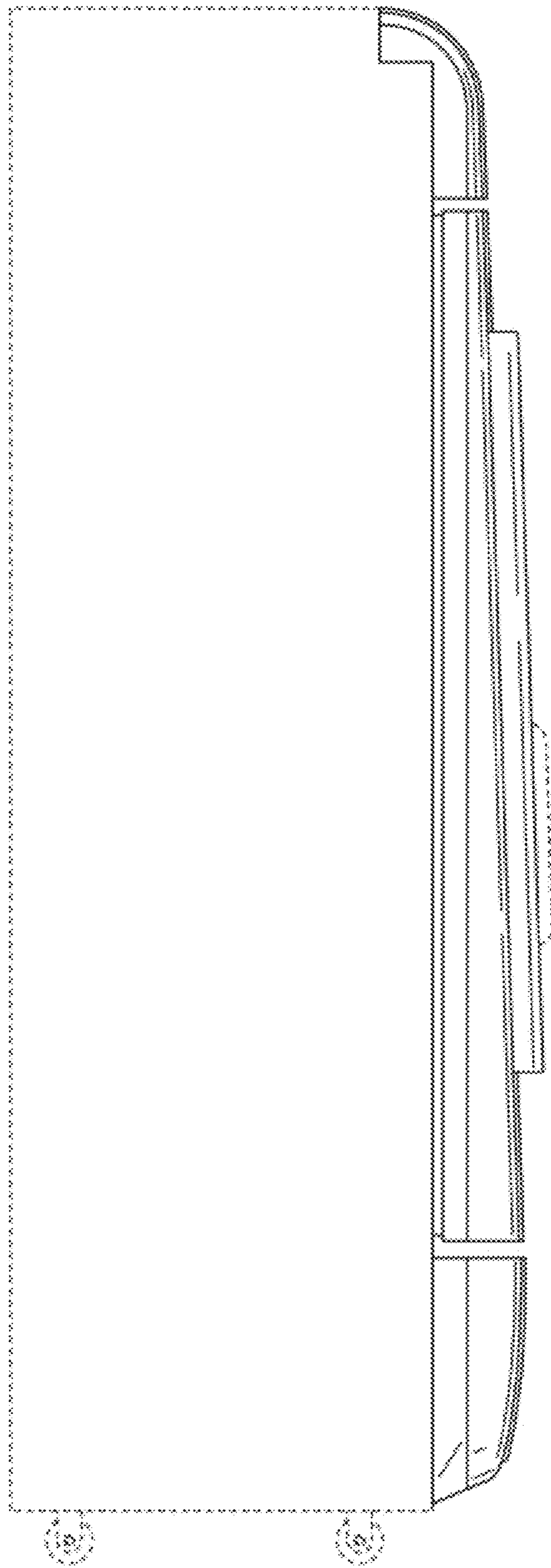


FIG. 7

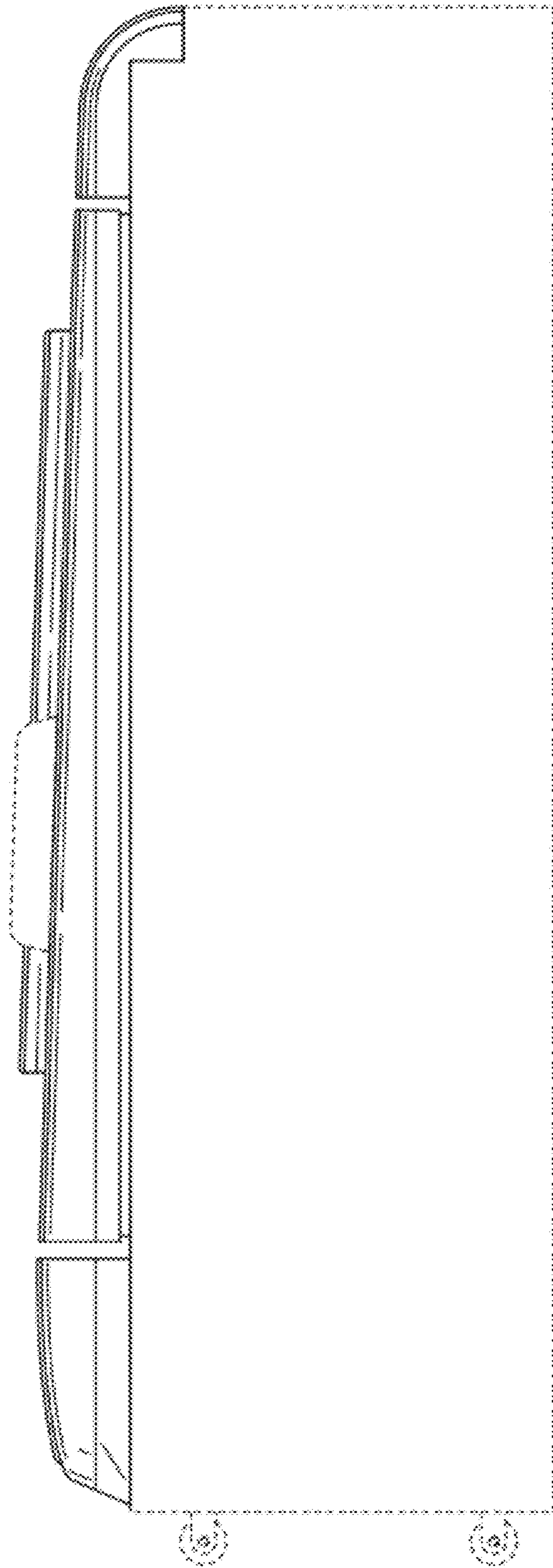


FIG. 8