



US00D671508S

(12) **United States Design Patent**  
**Moriguchi et al.**

(10) **Patent No.:** **US D671,508 S**

(45) **Date of Patent:** **\*\* Nov. 27, 2012**

(54) **LIGHT EMITTING DIODE MODULE**

(75) Inventors: **Takashi Moriguchi**, Kyoto (JP);  
**Masahiko Kobayakawa**, Kyoto (JP)

(73) Assignee: **Rohm Co., Ltd.**, Kyoto (JP)

(\*\*) Term: **14 Years**

(21) Appl. No.: **29/408,950**

(22) Filed: **Dec. 19, 2011**

(30) **Foreign Application Priority Data**

Jul. 22, 2011 (JP) ..... 2011-016882

(51) **LOC (9) Cl.** ..... **13-03**

(52) **U.S. Cl.** ..... **D13/180**

(58) **Field of Classification Search** ..... D13/180;  
D26/1, 2; 257/79, 80, 81, 88, 89, 95, 98,  
257/99, 100, E33.058; 313/483, 498, 500;  
362/555, 800

See application file for complete search history.

(56) **References Cited**

**U.S. PATENT DOCUMENTS**

D568,834 S \* 5/2008 Nishida et al. .... D13/180  
D568,835 S \* 5/2008 Nishida et al. .... D13/180  
D574,791 S \* 8/2008 Shimozawa ..... D13/180

D590,358 S \* 4/2009 Miyashita et al. .... D13/180  
D597,972 S \* 8/2009 Kobayakawa ..... D13/180  
D601,977 S \* 10/2009 Tsuchiya ..... D13/180  
D624,886 S \* 10/2010 Ni et al. .... D13/180  
2009/0134408 A1\* 5/2009 Park et al. .... 257/88  
2010/0320482 A1\* 12/2010 Tachibana ..... 257/88  
2012/0025227 A1\* 2/2012 Chan et al. .... 257/89  
2012/0061692 A1\* 3/2012 Chang et al. .... 257/88

\* cited by examiner

*Primary Examiner* — Selina Sikder

(74) *Attorney, Agent, or Firm* — Hamre, Schumann, Mueller  
& Larson, P.C.

(57) **CLAIM**

I claim the ornamental design for a light emitting diode module, as shown.

**DESCRIPTION**

FIG. 1 is a perspective view of a light emitting diode module according to our new design

FIG. 2 is a front view of the same module;

FIG. 3 is a rear view of the same module;

FIG. 4 is a top plan view of the same module;

FIG. 5 is a bottom view of the same module;

FIG. 6 is a right side view of the same module; and

FIG. 7 is a left side view of the same module; and,

FIG. 8 is a sectional view of the same module taken along lines 8-8 in FIG. 4.

**1 Claim, 6 Drawing Sheets**

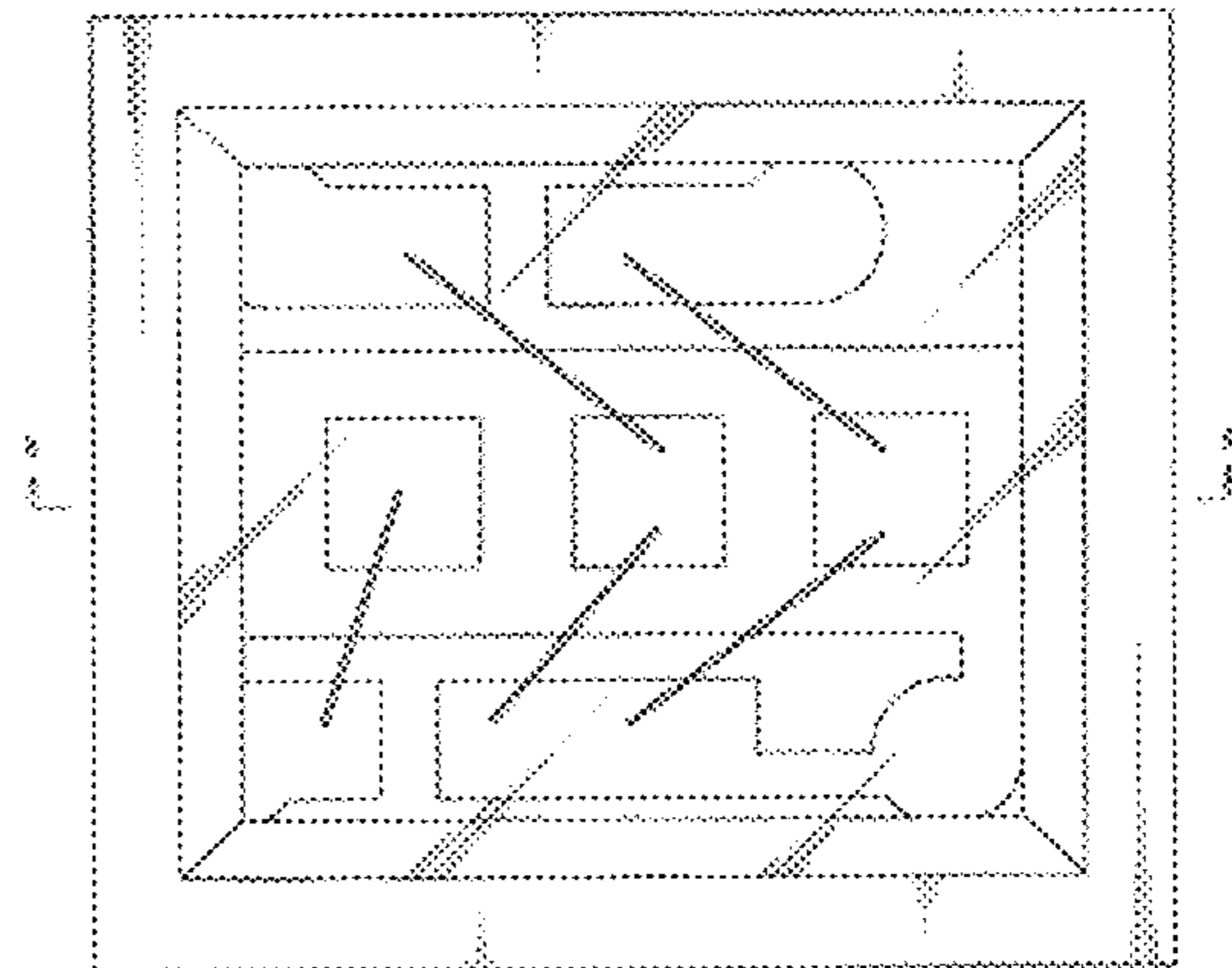
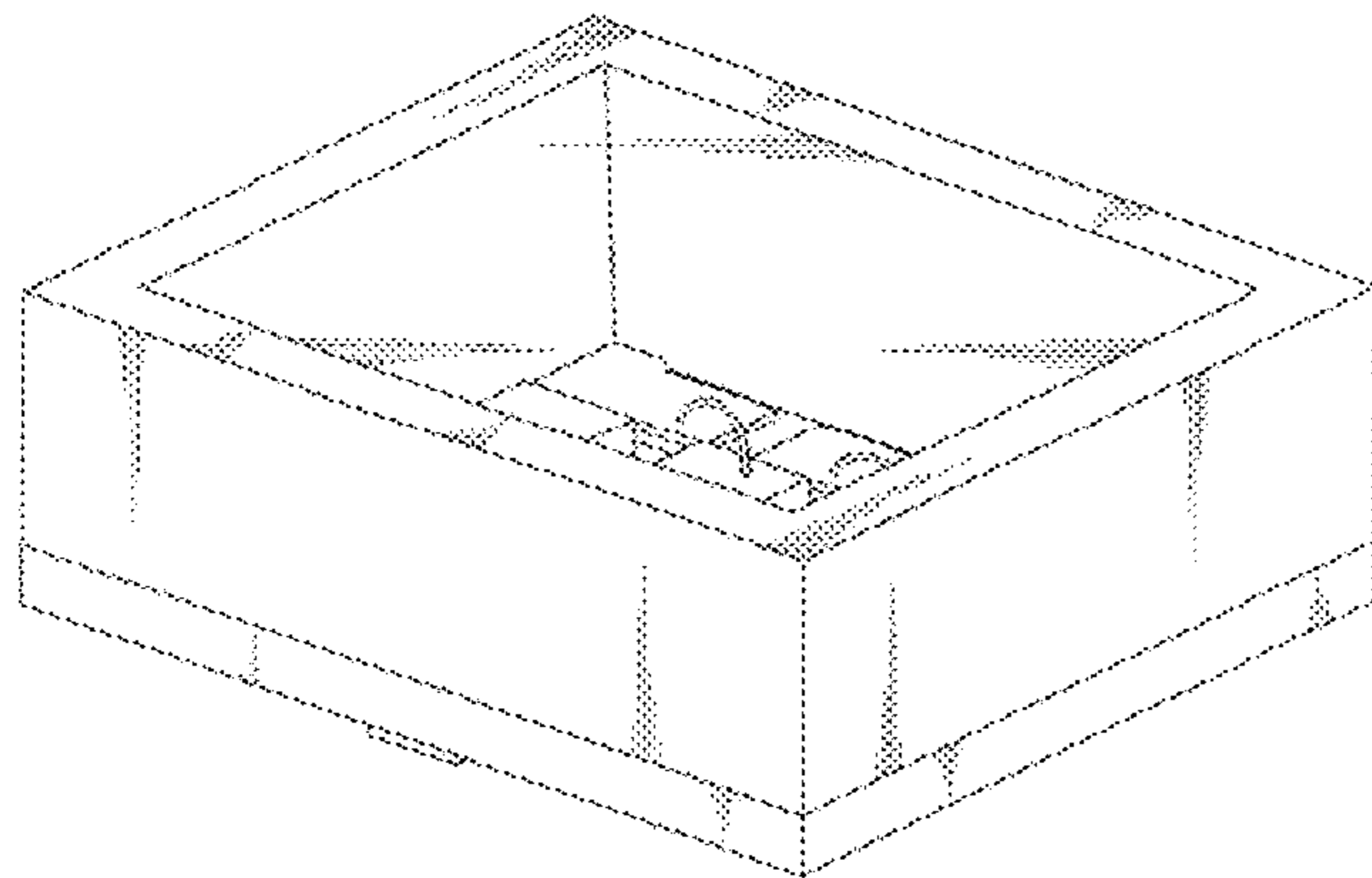


Fig. 1

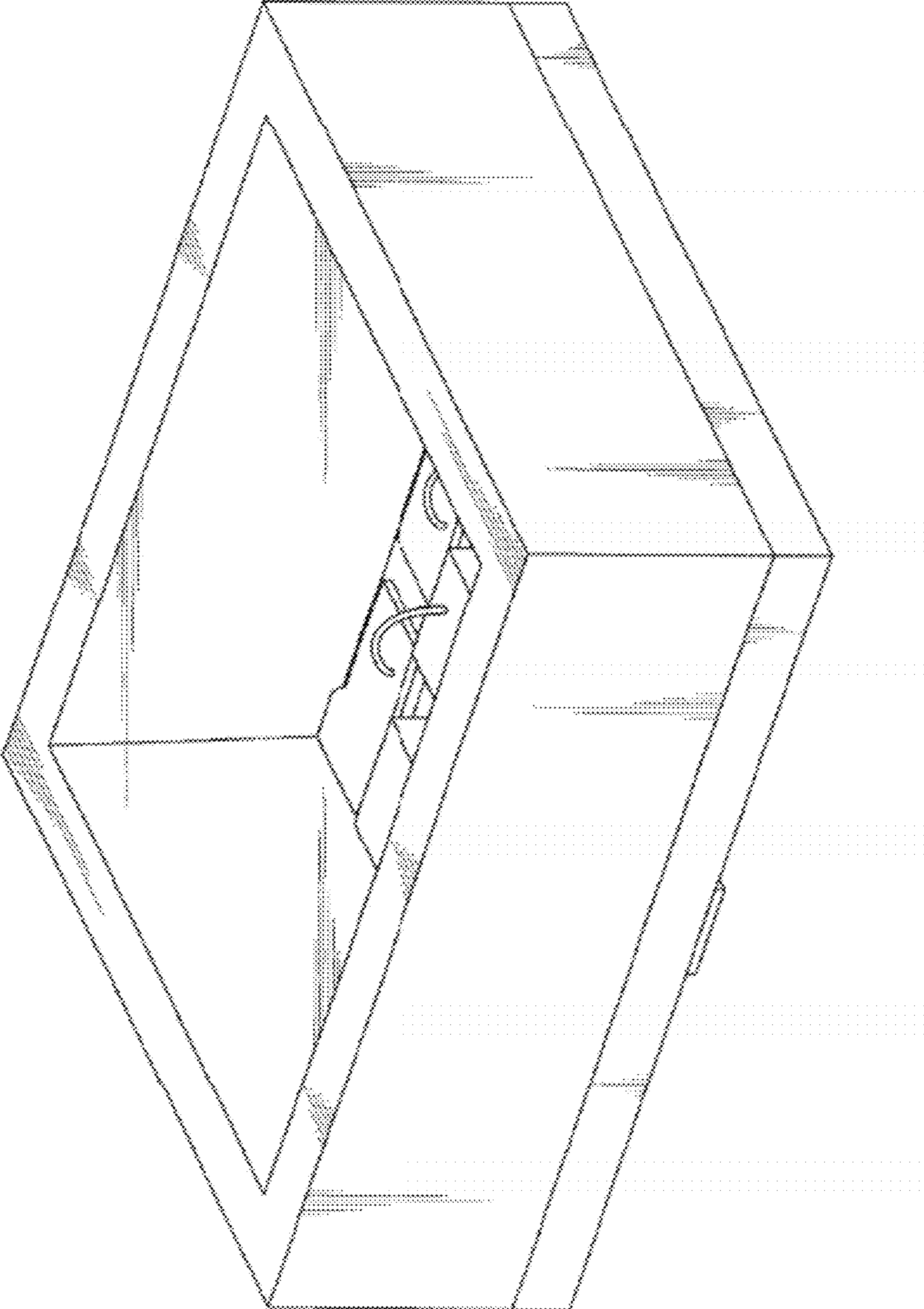


Fig. 2




Fig. 3




Fig. 4




Fig. 5




Fig. 6




Fig. 7

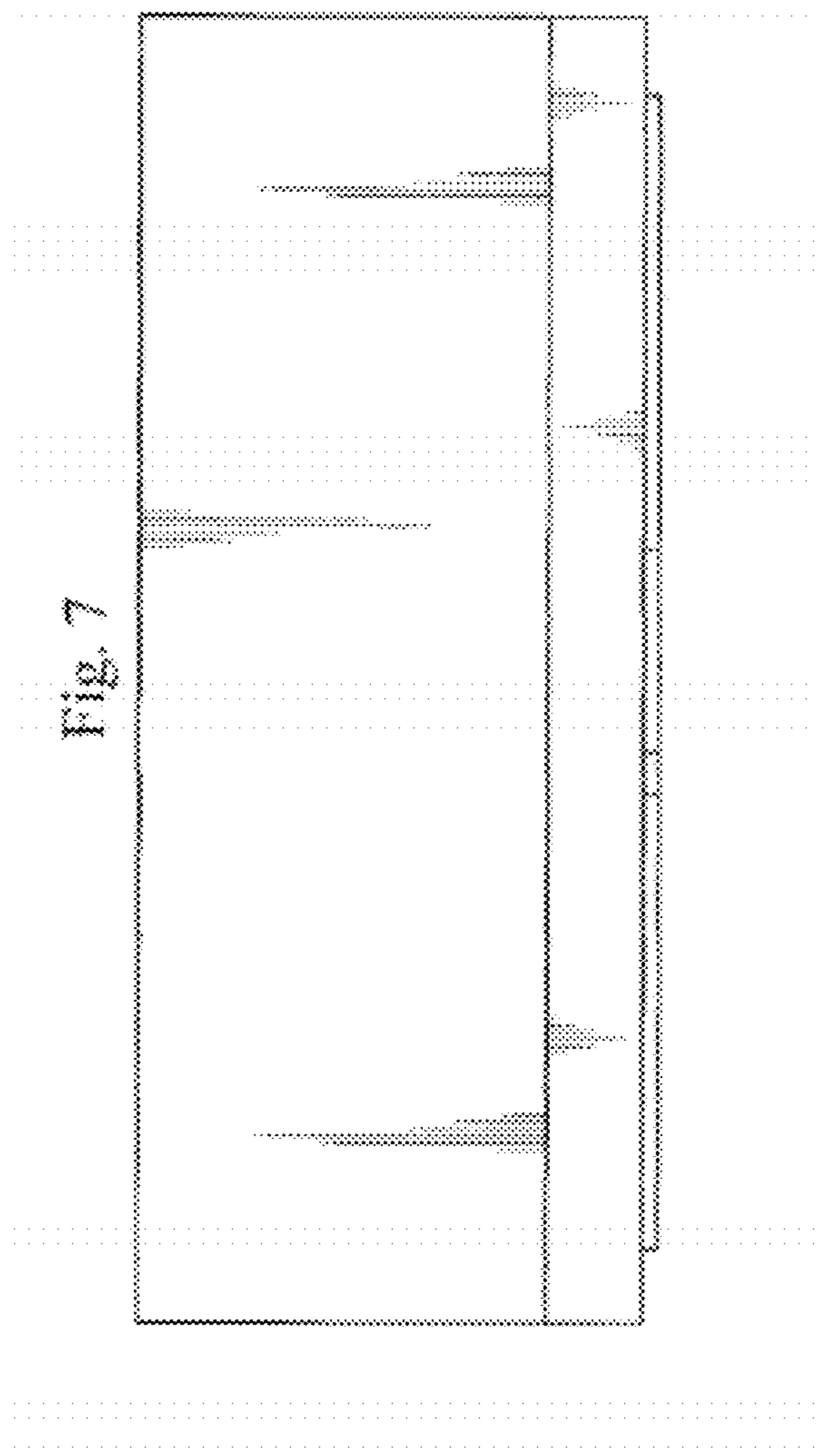


Fig. 8

