



US00D671493S

(12) **United States Design Patent**
Hasbrook et al.

(10) **Patent No.:** **US D671,493 S**
(45) **Date of Patent:** **** Nov. 27, 2012**

- (54) **MOBILE BATTERY CASE**
- (75) Inventors: **William Benjamin Hasbrook**, Tualatin, OR (US); **Sean Michael Stuck**, Portland, OR (US)
- (73) Assignee: **Mophie, Inc.**, Santa Ana, CA (US)
- (**) Term: **14 Years**
- (21) Appl. No.: **29/423,036**
- (22) Filed: **May 25, 2012**
- (51) **LOC (9) Cl.** **13-02**
- (52) **U.S. Cl.** **D13/119; D14/250; D13/108**
- (58) **Field of Classification Search** D13/103, D13/107-110, 118-119, 184, 199; D14/250-253, D14/432, 434, 440, 203.3-203.7, 217, 496, D14/248, 238.1; 320/107-115; D3/201, D3/218, 269, 301, 273, 303; 429/96-100, 429/163, 176; 220/4.02; 224/191, 240, 241, 224/245, 682-683
See application file for complete search history.

D603,603 S *	11/2009	Laine et al.	D3/218
D606,528 S *	12/2009	Khan et al.	D14/250
D609,463 S *	2/2010	Bullen	D3/218
D616,360 S *	5/2010	Huang	D13/103
D616,361 S *	5/2010	Huang	D13/103
D619,573 S *	7/2010	Khan et al.	D14/250
D624,908 S *	10/2010	Huskinson	D14/250
D624,909 S *	10/2010	Huskinson	D14/250
D626,540 S *	11/2010	Brown et al.	D14/250
D632,683 S *	2/2011	Richardson et al.	D14/250
D632,685 S *	2/2011	Richardson et al.	D14/250
D634,741 S *	3/2011	Richardson et al.	D14/250
D653,202 S *	1/2012	Hasbrook et al.	D13/103
D654,069 S *	2/2012	Kwon et al.	D14/250
D655,281 S *	3/2012	Turocy	D14/250
D656,495 S *	3/2012	Andre et al.	D14/250
D663,263 S *	7/2012	Gupta et al.	D13/103
D664,091 S *	7/2012	Pliner et al.	D13/108
2009/0160399 A1 *	6/2009	Woud	320/115
2009/0186264 A1 *	7/2009	Huang	429/96

* cited by examiner

Primary Examiner — Rosemary K Tarcza
(74) *Attorney, Agent, or Firm* — Duane Morris LLP

(57) **CLAIM**
The ornamental design for a mobile battery case, as shown and described in the Figures.

(56) **References Cited**

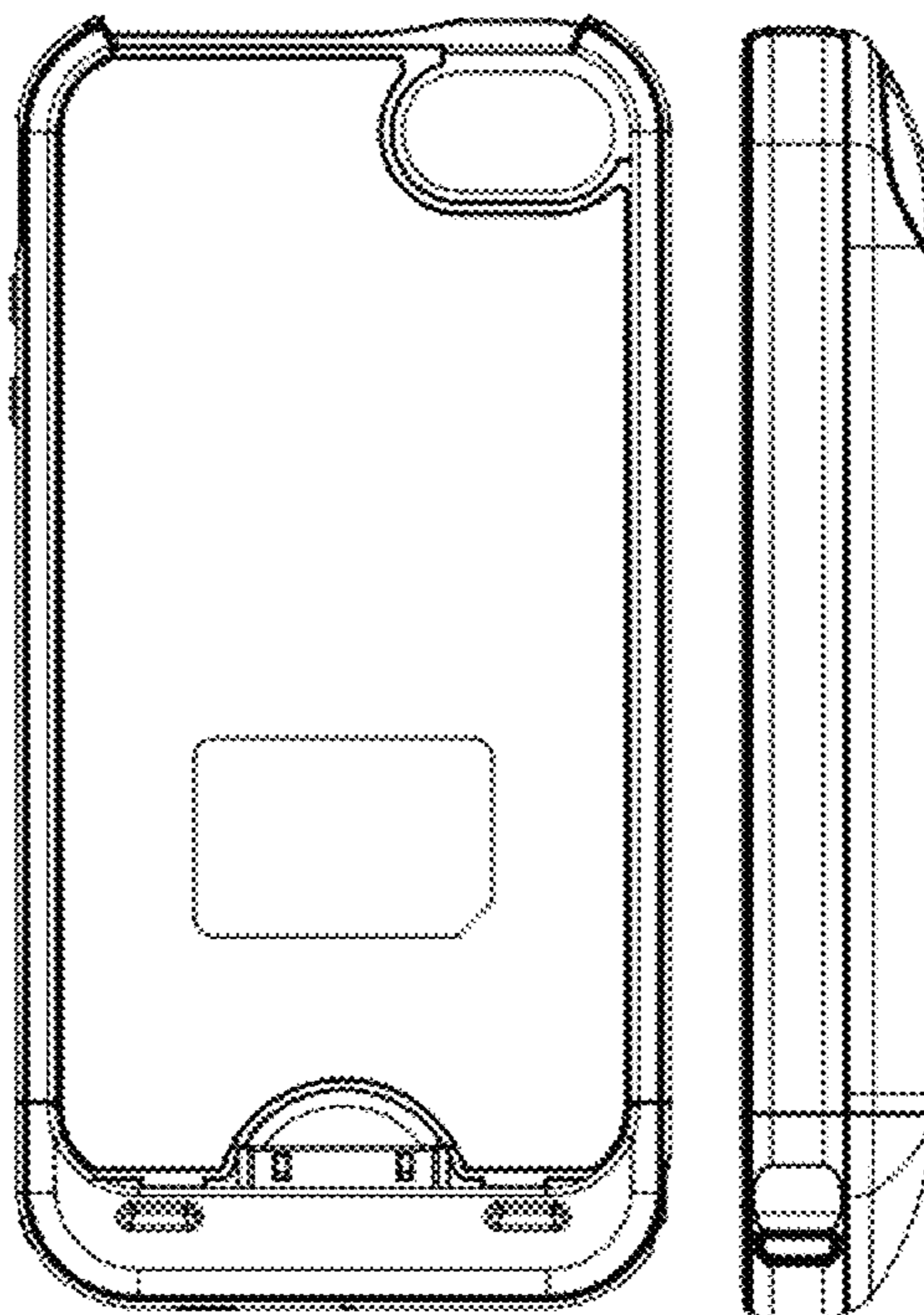
U.S. PATENT DOCUMENTS

D417,189 S *	11/1999	Amero et al.	D13/107
D460,761 S *	7/2002	Croley	D14/434
D500,041 S *	12/2004	Tsujimoto	D14/434
D535,252 S *	1/2007	Sandnes	D13/108
D556,681 S *	12/2007	Kim	D13/103
D558,667 S *	1/2008	Park et al.	D13/108
D561,092 S *	2/2008	Kim	D13/103
D582,149 S *	12/2008	Tan	D3/218
D597,089 S *	7/2009	Khan et al.	D14/250

DESCRIPTION

FIG. 1 is a front view of the mobile battery case;
FIG. 2 is a left-hand-side view of the mobile battery case;
FIG. 3 is a right-hand-side view of the mobile battery case;
FIG. 4 is a rear view of the mobile battery case;
FIG. 5 is a top view of the mobile battery case; and,
FIG. 6 is a bottom view of the mobile battery case.

1 Claim, 6 Drawing Sheets



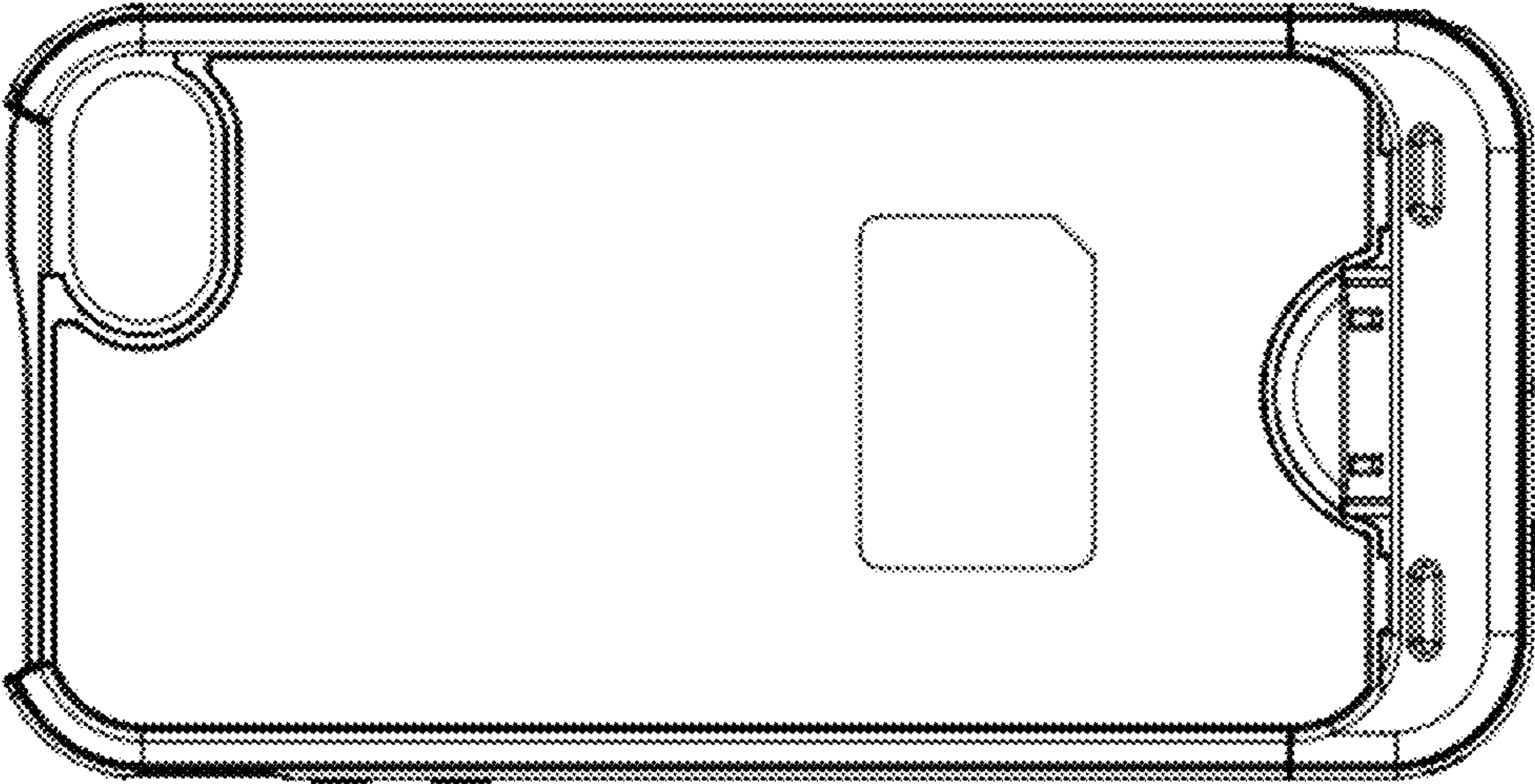


FIGURE 1




FIGURE 2




FIGURE 3




FIGURE 4




FIGURE 5

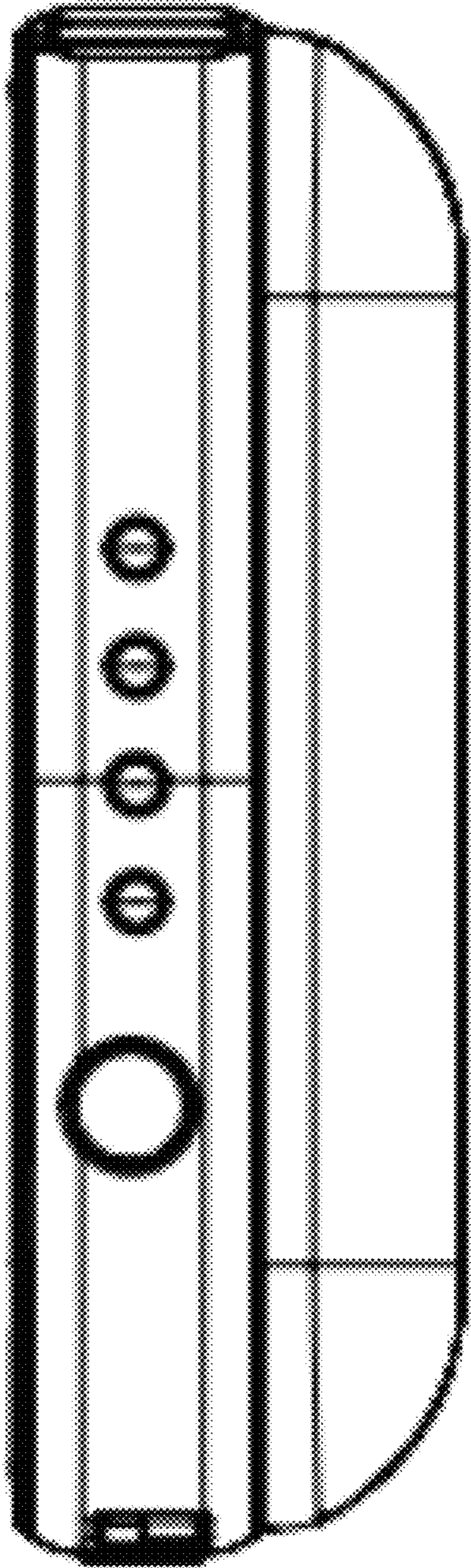


FIGURE 6