



US00D671486S

(12) **United States Design Patent**  
**Rooney et al.**

(10) **Patent No.:** **US D671,486 S**  
(45) **Date of Patent:** **\*\* Nov. 27, 2012**

- (54) **TIRE**
- (75) Inventors: **Timothy Michael Rooney**, Munroe Falls, OH (US); **James Benedict Kubeck**, Cuyahoga Falls, OH (US)
- (73) Assignee: **The Goodyear Tire & Rubber Company**, Akron, OH (US)
- (\*\*) Term: **14 Years**
- (21) Appl. No.: **29/427,338**
- (22) Filed: **Jul. 17, 2012**
- (51) **LOC (9) Cl.** ..... **12-15**
- (52) **U.S. Cl.** ..... **D12/579**
- (58) **Field of Classification Search** ..... D12/568–603, D12/536, 542–544, 900–901; 152/209.1–209.9, 152/209.11–209.19, 209.21–209.28, 455  
See application file for complete search history.

D578,954 S	10/2008	Harvey et al. ....	D12/512
D578,957 S *	10/2008	Bonko et al. ....	D12/579
D582,836 S	12/2008	Harvey et al. ....	D12/512
D583,301 S	12/2008	Ohigashi ....	D12/512
D591,219 S	4/2009	Ohigahi et al. ....	D12/544
D601,487 S *	10/2009	Ebel et al. ....	D12/579
D605,105 S	12/2009	Klein ....	D12/579
D627,709 S *	11/2010	Harvey et al. ....	D12/579
D642,509 S	8/2011	Curtis et al. ....	D12/579
D653,195 S *	1/2012	Sareen ....	D12/579
D654,012 S *	2/2012	Lo ....	D12/579
D656,086 S	3/2012	Herbeuval et al. ....	D12/579

\* cited by examiner

*Primary Examiner* — Stacia Cadmus

(74) *Attorney, Agent, or Firm* — Richard B. O’Planick

(57) **CLAIM**

The ornamental design for a tire, as shown and described.

**DESCRIPTION**

FIG. 1 is a perspective view of a tire showing our new design, it being understood that the pattern repeats uniformly throughout the circumference of the tread;

FIG. 2 is a front elevational view thereof;

FIG. 3 is a right side elevational view thereof; the opposite side elevational view being identical thereto;

FIG. 4 is an enlarged fragmentary front elevational view thereof;

FIG. 5 is a perspective view of a second embodiment of a tire showing our new design, it being understood that the pattern repeats uniformly throughout the circumference of the tread and that the opposite side view is identical thereto; and,

FIG. 6 is a front elevational view of a second embodiment, it being understood that an enlarged fragmentary view thereof would be substantially identical to that shown in FIG. 4, with the exception of the inclusion of the sidewall in solid lines.

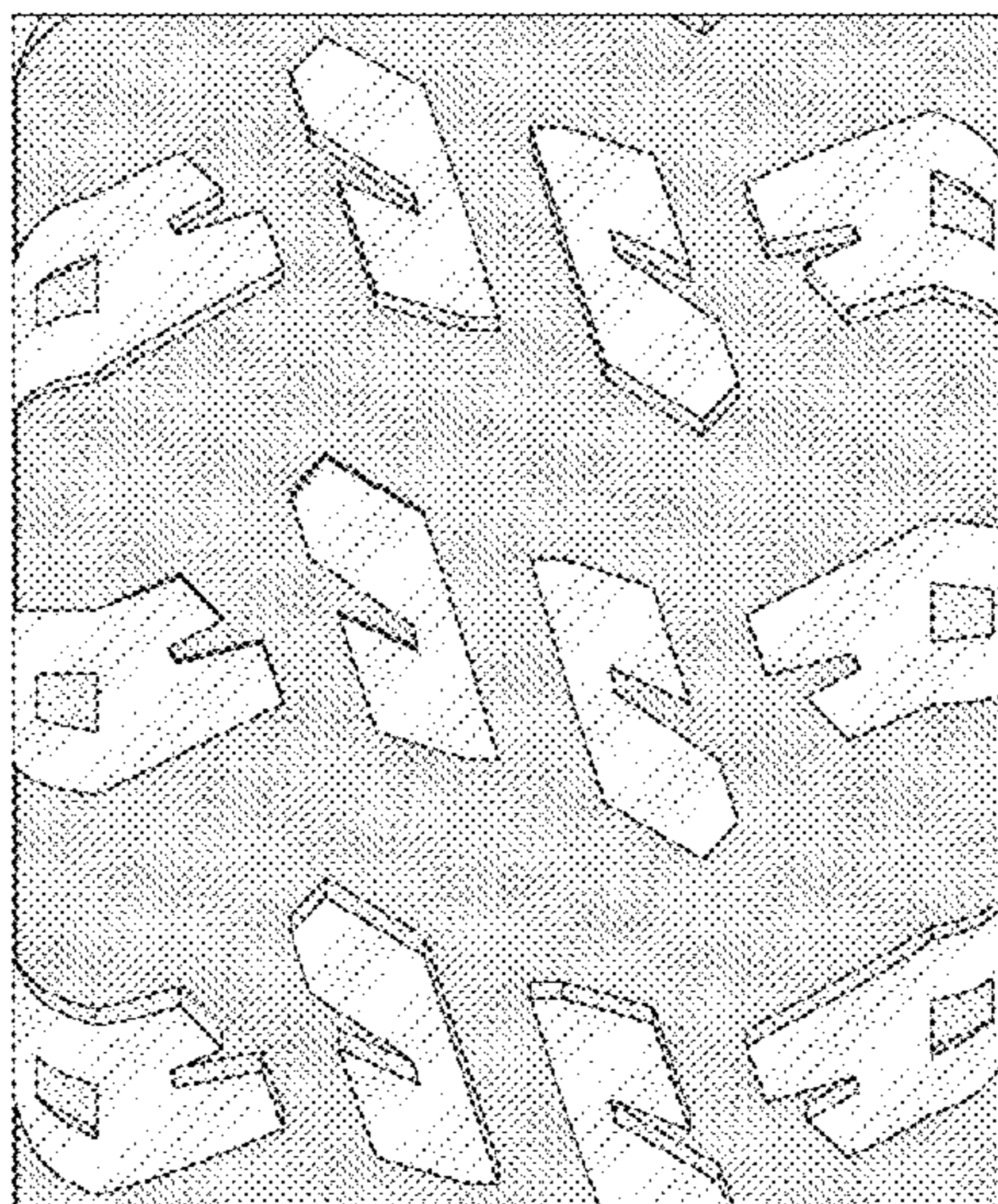
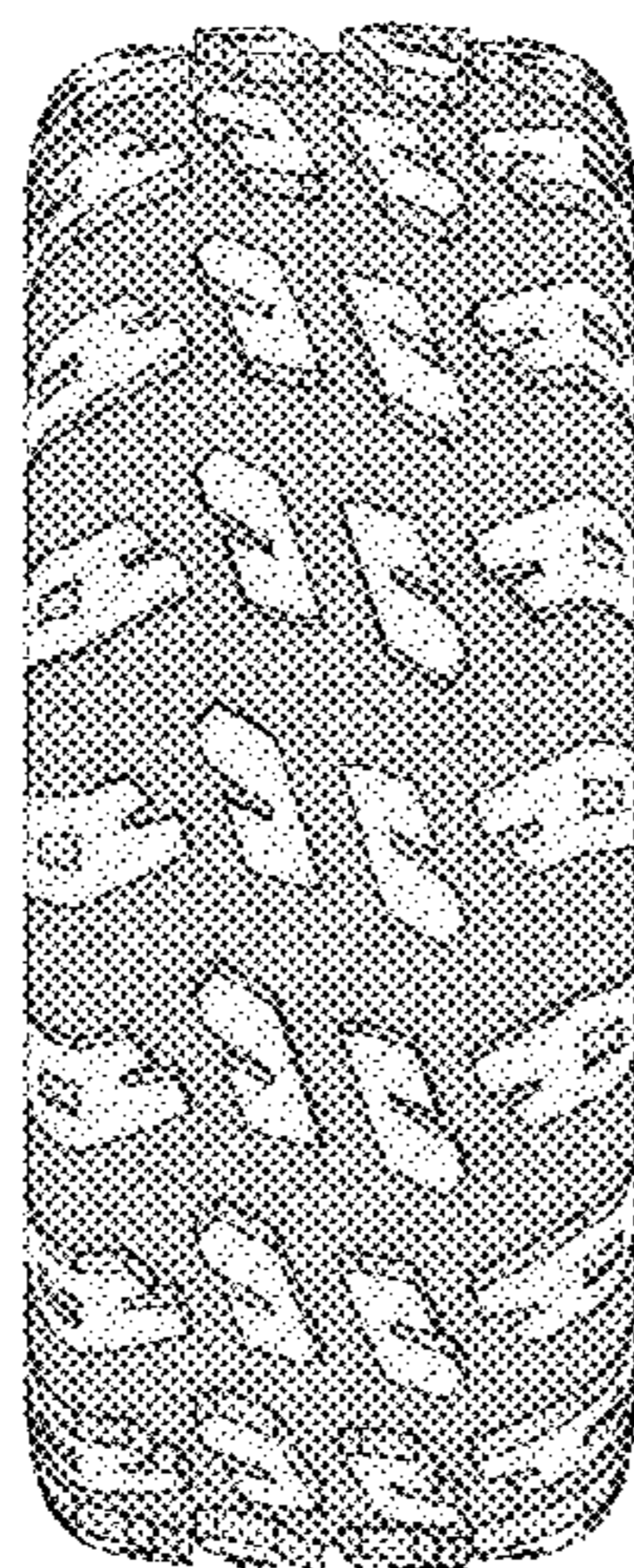
In the drawings, the broken lines showing of the sidewall, inner bead and the peripheral boundary between the tire tread and the sidewall in FIGS. 1 through 4 depict environmental subject matter and form no part of the claimed design.

**1 Claim, 6 Drawing Sheets**

(56) **References Cited**

U.S. PATENT DOCUMENTS

D337,978 S *	8/1993	Himuro et al. ....	D12/579
D413,287 S	8/1999	Brown et al. ....	D12/147
D413,288 S	8/1999	Brown et al. ....	D12/147
D414,727 S	10/1999	Brown et al. ....	D12/146
D430,832 S *	9/2000	Edwards ....	D12/579
D444,106 S *	6/2001	Allison et al. ....	D12/579
D450,273 S *	11/2001	Guspodin et al. ....	D12/579
D453,311 S *	2/2002	Guspodin et al. ....	D12/579
D455,681 S *	4/2002	Guspodin et al. ....	D12/579
D456,344 S *	4/2002	Rooney ....	D12/579
D457,486 S *	5/2002	Guspodin et al. ....	D12/579
D487,055 S	2/2004	Rooney et al. ....	D12/579
D487,056 S	2/2004	Rooney et al. ....	D12/579
D487,057 S	2/2004	Rooney et al. ....	D12/579
D496,328 S	9/2004	Shondel et al. ....	D12/579
D511,738 S	11/2005	Maxwell ....	D12/544
D556,124 S *	11/2007	Thum et al. ....	D12/579
D556,672 S *	12/2007	Umstot et al. ....	D12/579
D556,673 S *	12/2007	Missik-Gaffney et al. ...	D12/579
D556,674 S *	12/2007	Missik-Gaffney et al. ...	D12/579
D577,663 S	9/2008	Klein ....	D12/605
D578,953 S	10/2008	Umstot et al. ....	D12/512



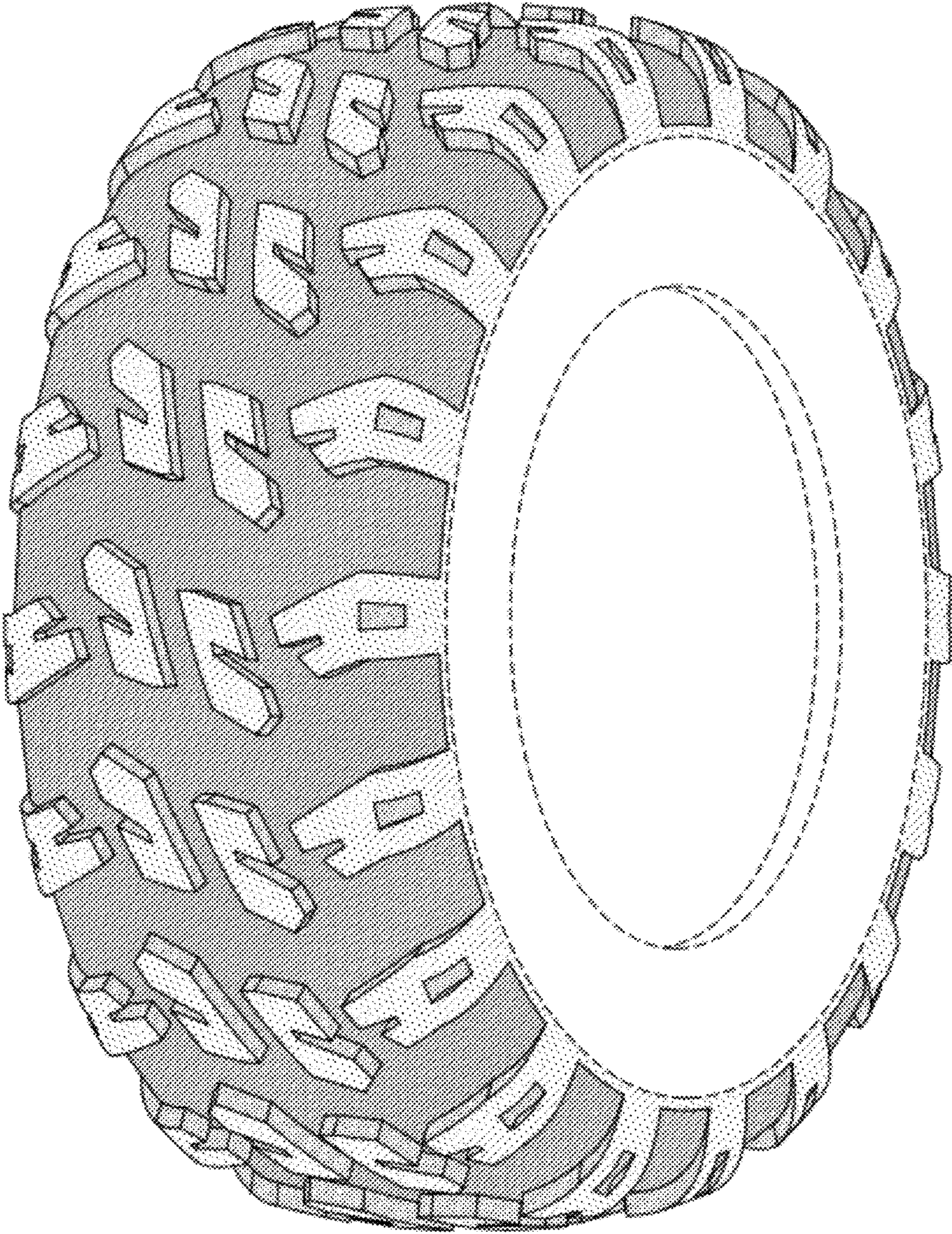


FIG-1




FIG-2

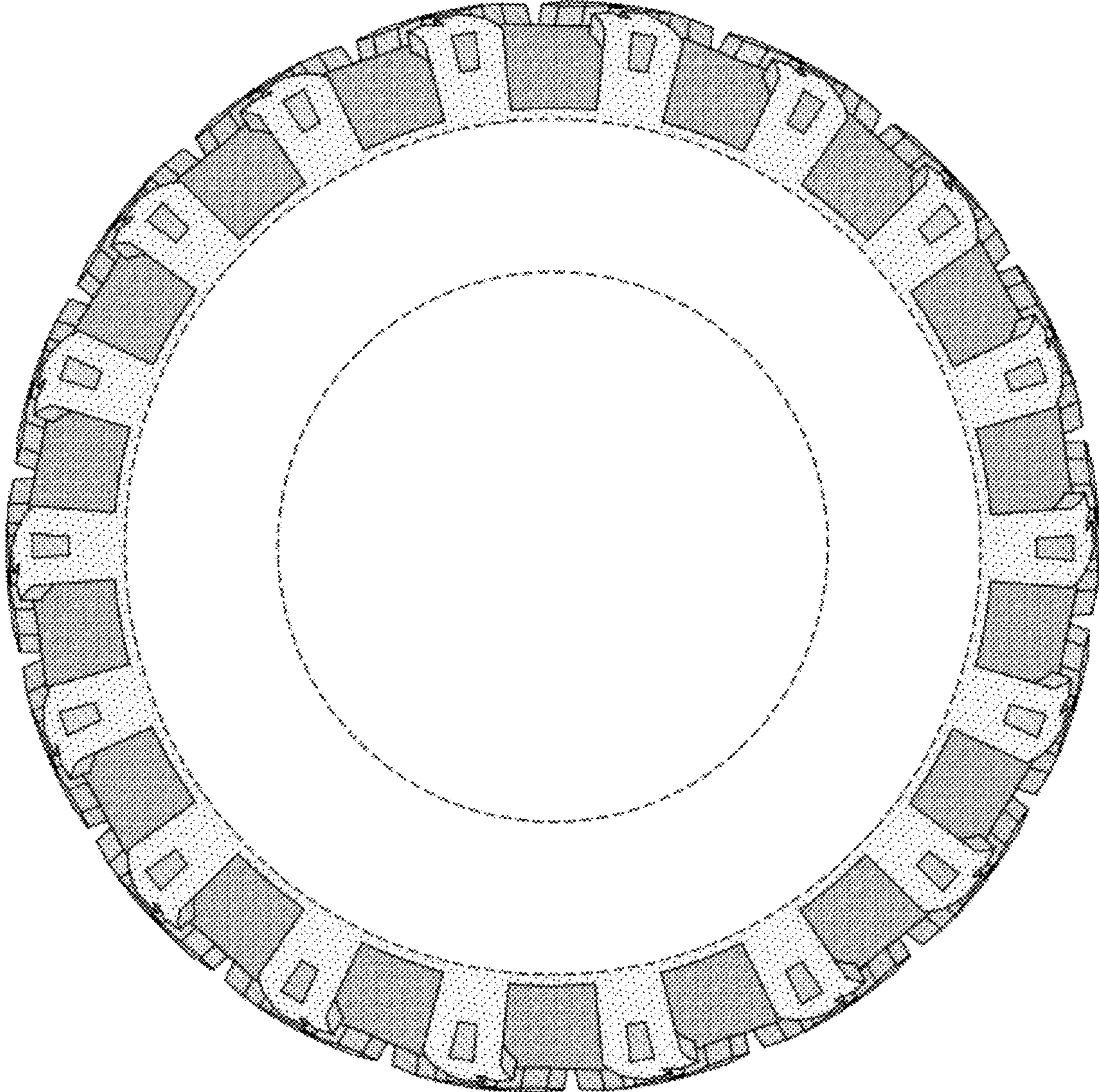


FIG-3




FIG-4

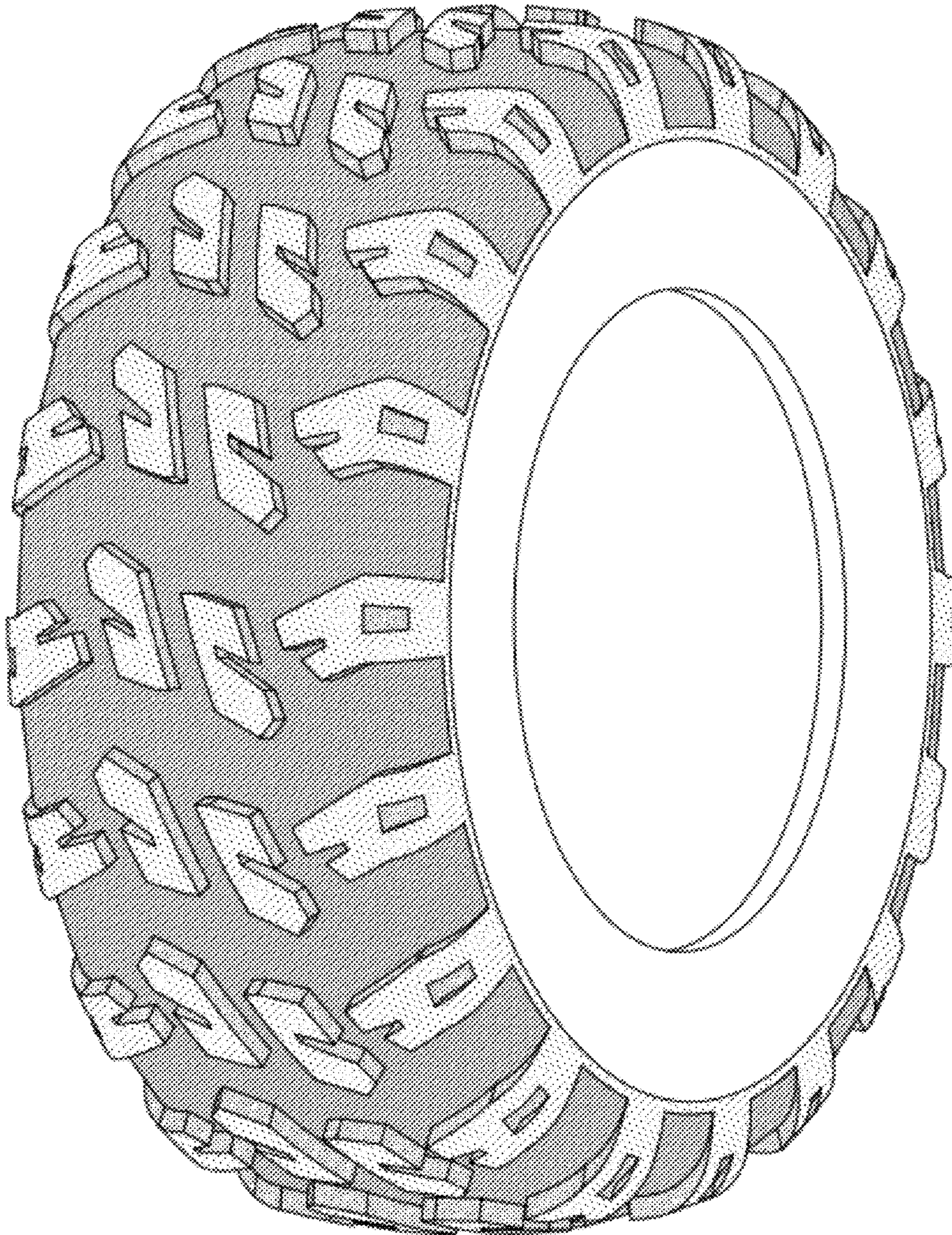


FIG-5




FIG-6