



US00D671466S

(12) **United States Design Patent**
Matsuda et al.

(10) **Patent No.:** **US D671,466 S**

(45) **Date of Patent:** **** Nov. 27, 2012**

(54) **REAR DOOR TRIM PANEL FOR
AUTOMOBILE**

(75) Inventors: **Masahiro Matsuda**, Kanagawa (JP);
Ken Okabe, Kanagawa (JP)

(73) Assignee: **Nissan Motor Co., Ltd.**, Yokohama (JP)

(**) Term: **14 Years**

(21) Appl. No.: **29/411,341**

(22) Filed: **Jan. 19, 2012**

(51) **LOC (9) Cl.** **12-08**

(52) **U.S. Cl.** **D12/195**

(58) **Field of Classification Search** D12/195,
D12/193, 414, 190, 196; 180/190; 280/750-752;
296/190.01-191, 70, 193.08, 145, 153, 37.1-37.13,
296/149, 146.1; D15/17, 28; D10/46, 98,
D10/102-103; 49/501-502; D8/302-303
See application file for complete search history.

(56) **References Cited**

U.S. PATENT DOCUMENTS

D382,528 S *	8/1997	Hellhake et al.	D12/195
D497,337 S *	10/2004	Takagi et al.	D12/195
D519,896 S *	5/2006	Sudo	D12/195
D529,850 S *	10/2006	Yu et al.	D12/195
D531,101 S *	10/2006	Yu et al.	D12/195
D533,821 S *	12/2006	Tamagawa et al.	D12/195
D534,470 S *	1/2007	Tsuchiya et al.	D12/195
D534,849 S *	1/2007	Tamagawa et al.	D12/195
D536,650 S *	2/2007	Young et al.	D12/195
D577,645 S *	9/2008	Wyszogrod et al.	D12/195
D577,646 S *	9/2008	Wyszogrod et al.	D12/195
D607,802 S *	1/2010	Collins et al.	D12/195
D615,017 S *	5/2010	Smith	D12/195

D616,348 S *	5/2010	Rosenbohm	D12/195
D633,022 S *	2/2011	Hwang et al.	D12/195
D633,023 S *	2/2011	Hwang et al.	D12/195

* cited by examiner

Primary Examiner — Katrina A Betton

(74) *Attorney, Agent, or Firm* — Global IP Counselors, LLP

(57) **CLAIM**

The ornamental design for a rear door trim panel for an automobile, as shown and described.

DESCRIPTION

FIG. 1 is a front elevational view of a rear door trim panel for an automobile in accordance with our new design;
 FIG. 2 is a top plan view of the rear door trim panel in accordance with our new design of FIG. 1;
 FIG. 3 is a bottom plan view of the rear door trim panel in accordance with our new design of FIGS. 1 to 2;
 FIG. 4 is a right side elevational view of the rear door trim panel in accordance with our new design of FIGS. 1 to 3;
 FIG. 5 is a left side elevational view of the rear door trim panel in accordance with our new design of FIGS. 1 to 4;
 FIG. 6 is a front-right side perspective view of the rear door trim panel in accordance with our new design of FIGS. 1 to 5; and,
 FIG. 7 is a front-left side perspective view of the rear door trim panel in accordance with our new design of FIGS. 1 to 6.
 The rear view of the rear door trim panel forms no part of the claimed design.
 Our new design includes the mirror image of the rear door trim panel shown in FIGS. 1 to 7.

1 Claim, 7 Drawing Sheets





FIG. 1




FIG. 2




FIG. 3




FIG. 4




FIG. 5




FIG. 6

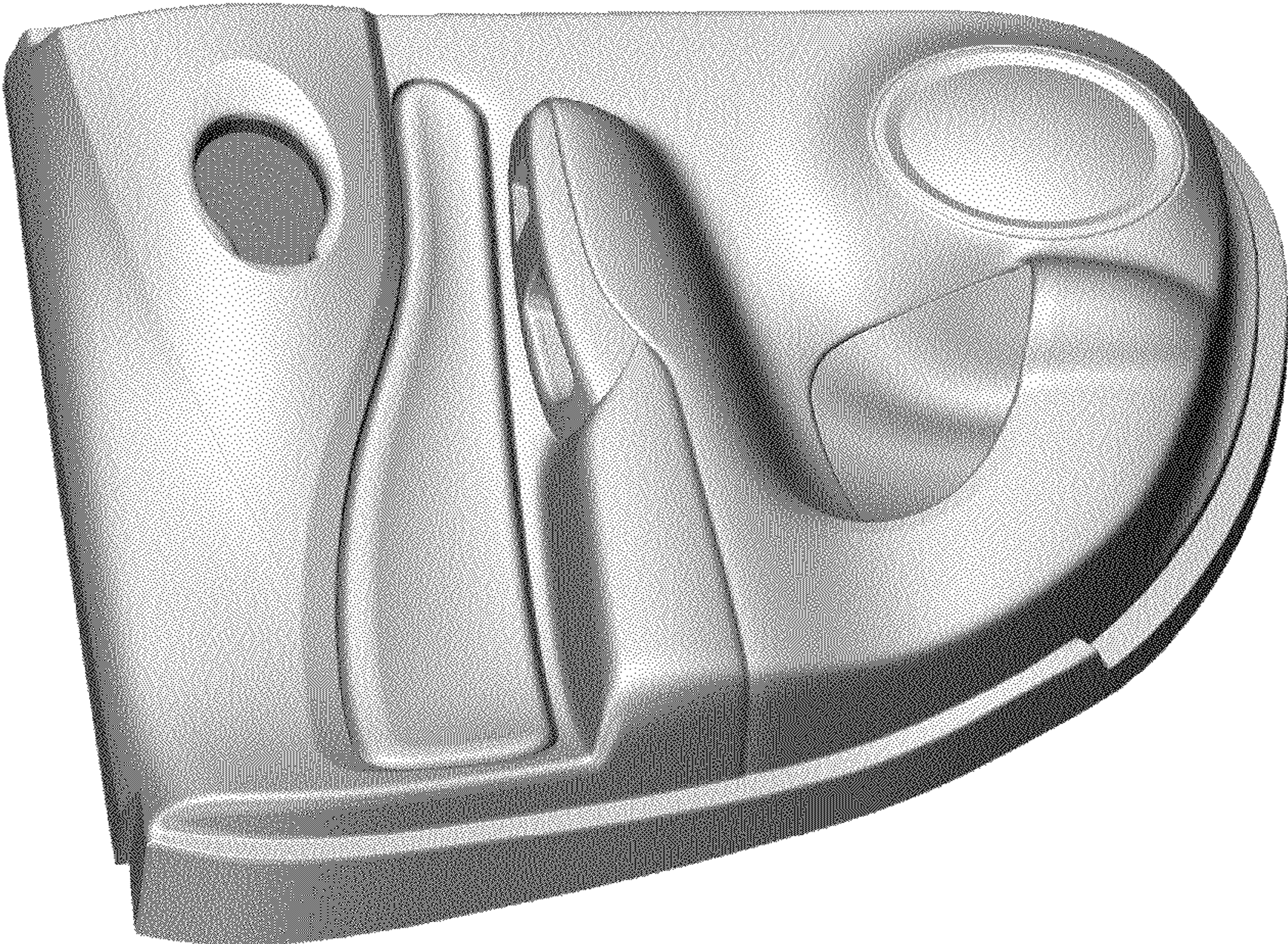


FIG. 7