



US00D671463S

(12) **United States Design Patent**  
**Goto**

(10) **Patent No.:** **US D671,463 S**

(45) **Date of Patent:** **\*\* Nov. 27, 2012**

(54) **FRONT BUMPER FOR AUTOMOBILE**

(75) Inventor: **Jun Goto**, Saitama-ken (JP)

(73) Assignee: **Honda Motor Co., Ltd**, Tokyo (JP)

(\*\*) Term: **14 Years**

(21) Appl. No.: **29/400,835**

(22) Filed: **Sep. 1, 2011**

(51) **LOC (9) Cl.** ..... **12-16**

(52) **U.S. Cl.** ..... **D12/169**

(58) **Field of Classification Search** ..... D12/169,  
D12/196, 171, 216, 163, 86, 90-92; 293/102,  
293/113, 115, 117, 120; 296/180.1, 180.2  
See application file for complete search history.

(56) **References Cited**

U.S. PATENT DOCUMENTS

D579,389 S \* 10/2008 Miyazaki ..... D12/169  
D589,415 S \* 3/2009 Osborne et al. .... D12/169

D614,547 S \* 4/2010 Schell et al. .... D12/169  
D626,472 S \* 11/2010 Loeb ..... D12/169  
D641,296 S \* 7/2011 Schell et al. .... D12/169

\* cited by examiner

*Primary Examiner* — Melody N Brown

(74) *Attorney, Agent, or Firm* — Westerman, Hattori,  
Daniels & Adrian, LLP

(57) **CLAIM**

The ornamental design for a front bumper for automobile, as shown and described.

**DESCRIPTION**

FIG. 1 is a perspective view of a front bumper for automobile showing my new design;  
FIG. 2 is a front elevational view thereof;  
FIG. 3 is a rear elevational view thereof;  
FIG. 4 is a top plan view thereof;  
FIG. 5 is a bottom plan view thereof; and,  
FIG. 6 is a right side elevation view thereof, the left side elevational view being a mirror image thereof.

**1 Claim, 6 Drawing Sheets**

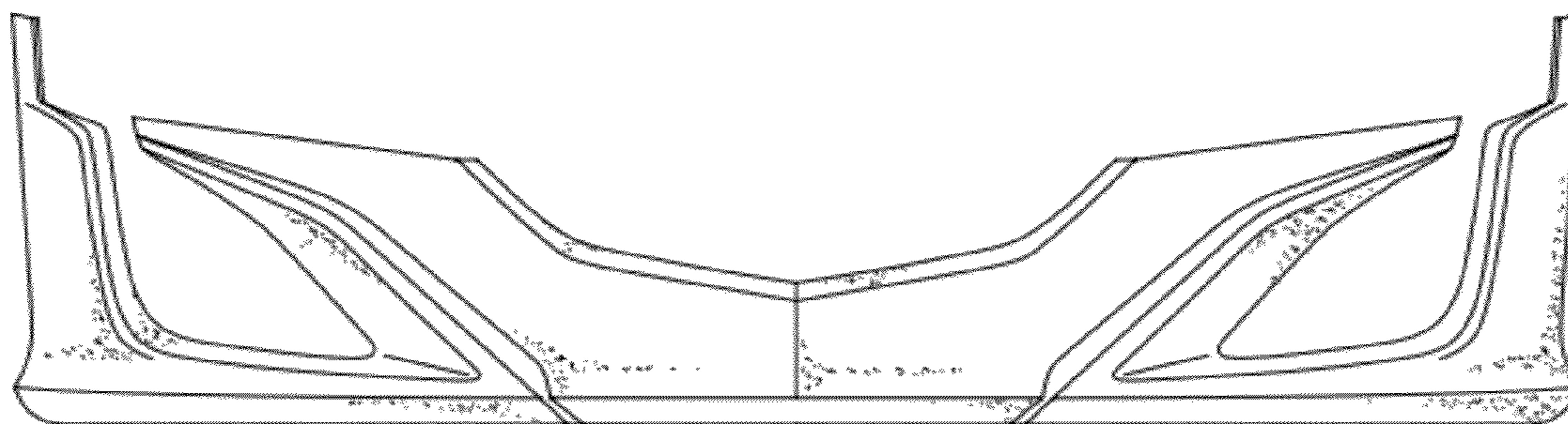


FIG. 1

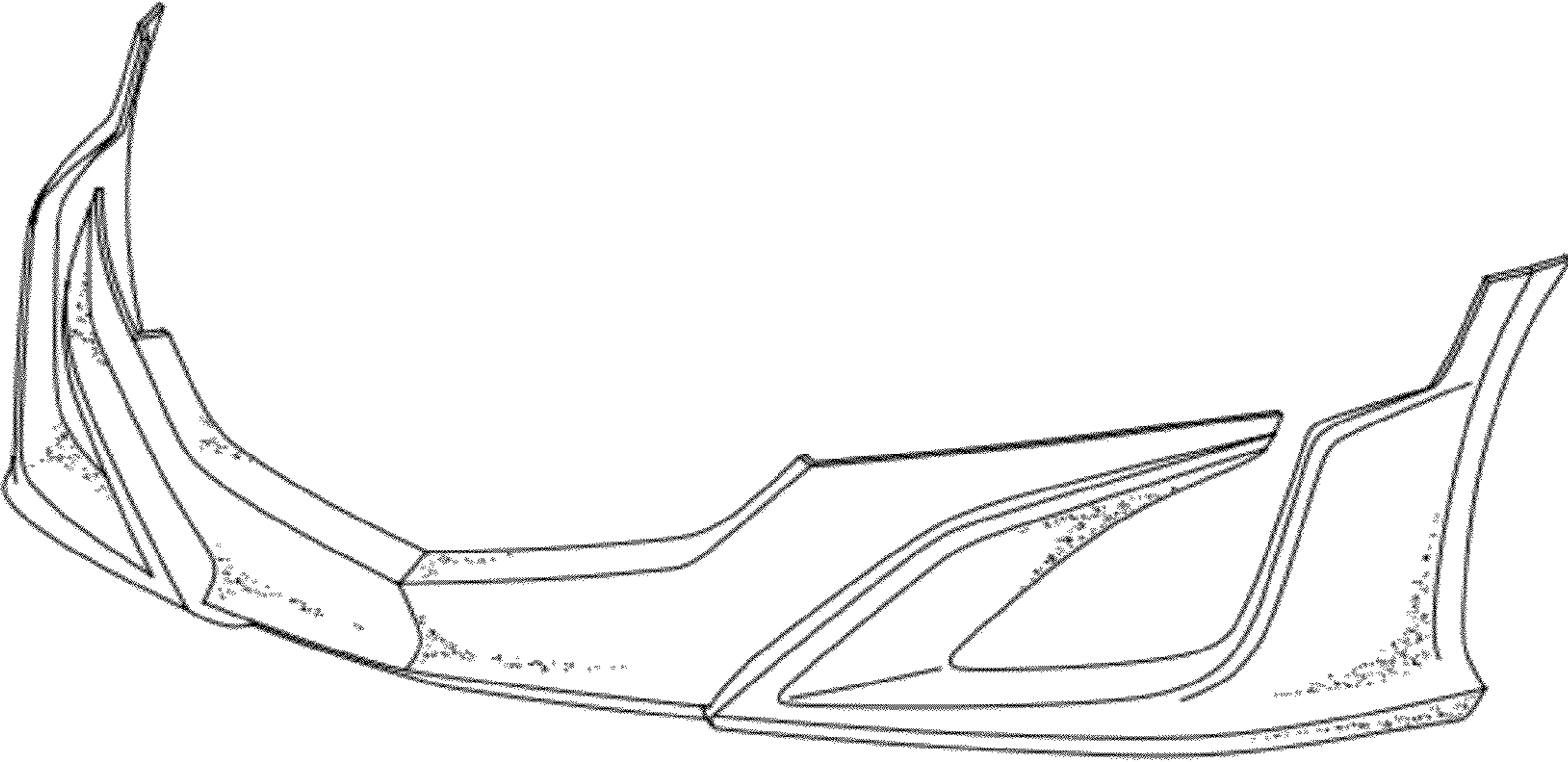


FIG. 2

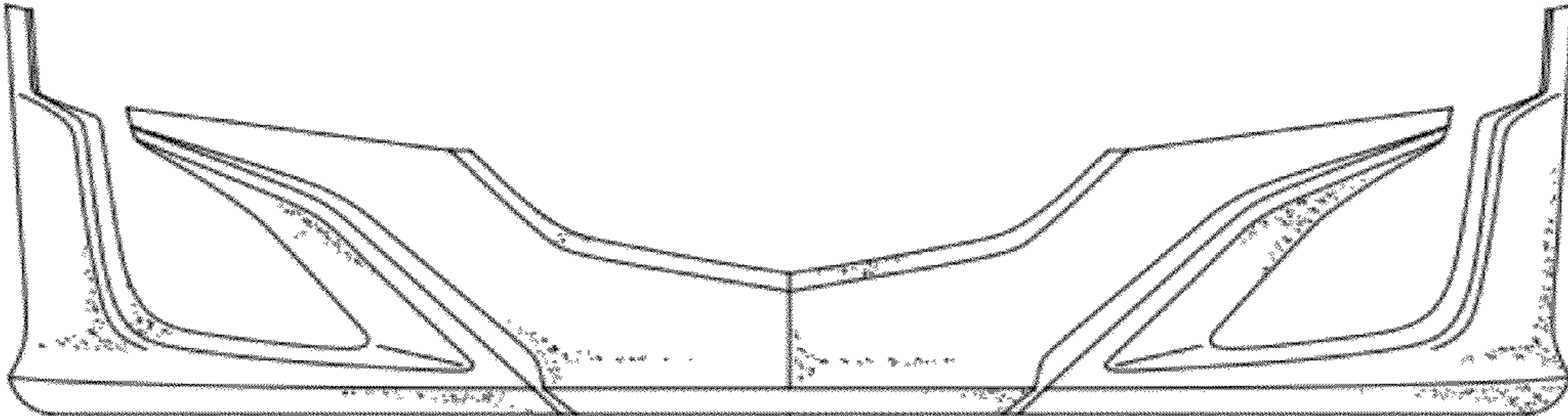


FIG. 3

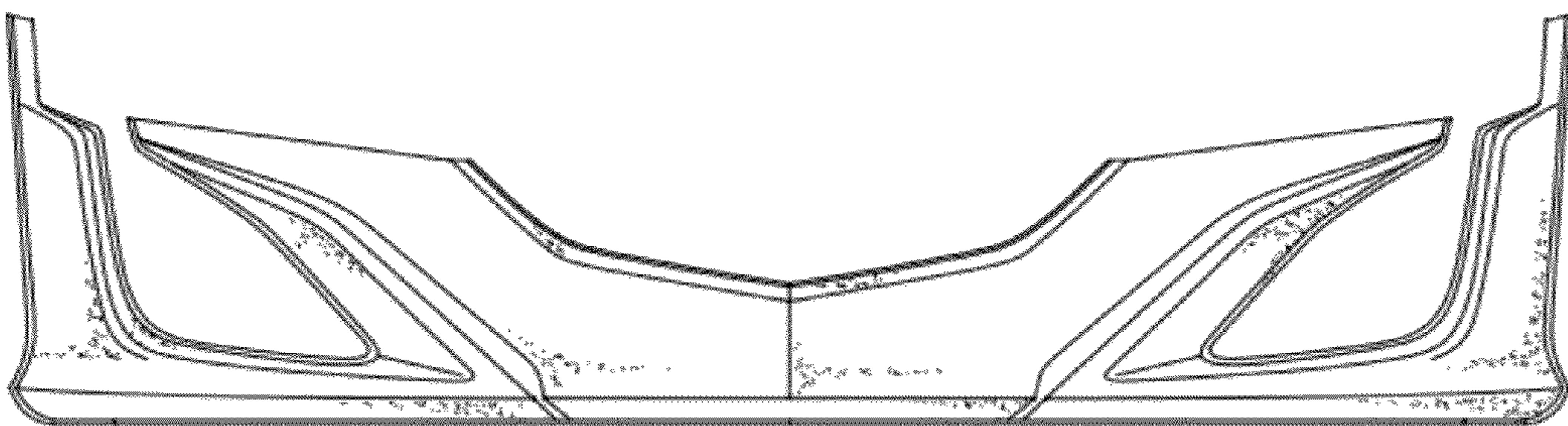




FIG. 4

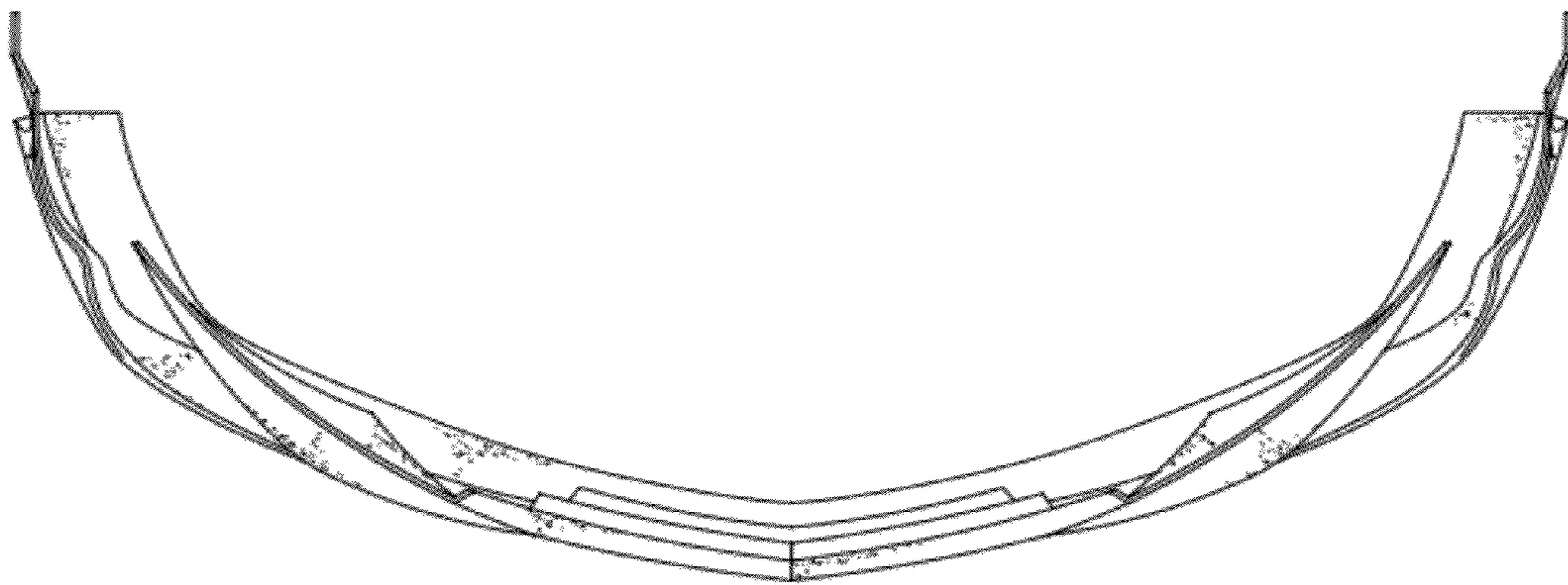


FIG. 5

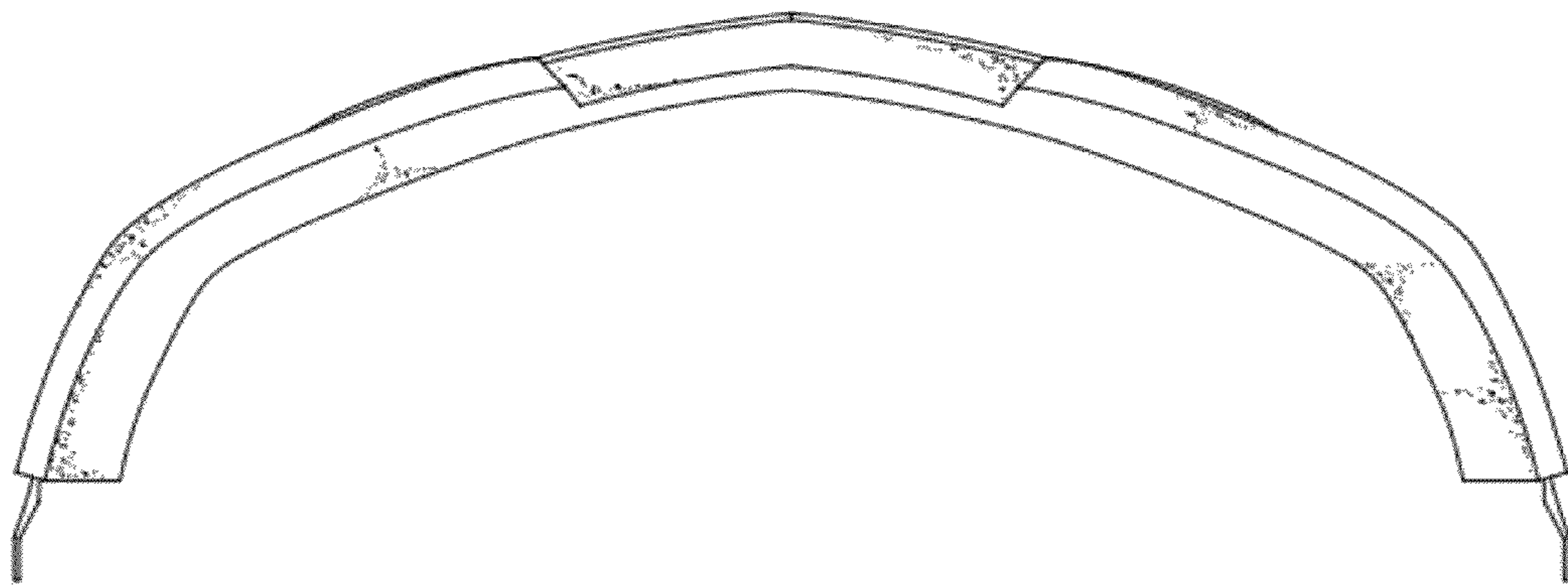
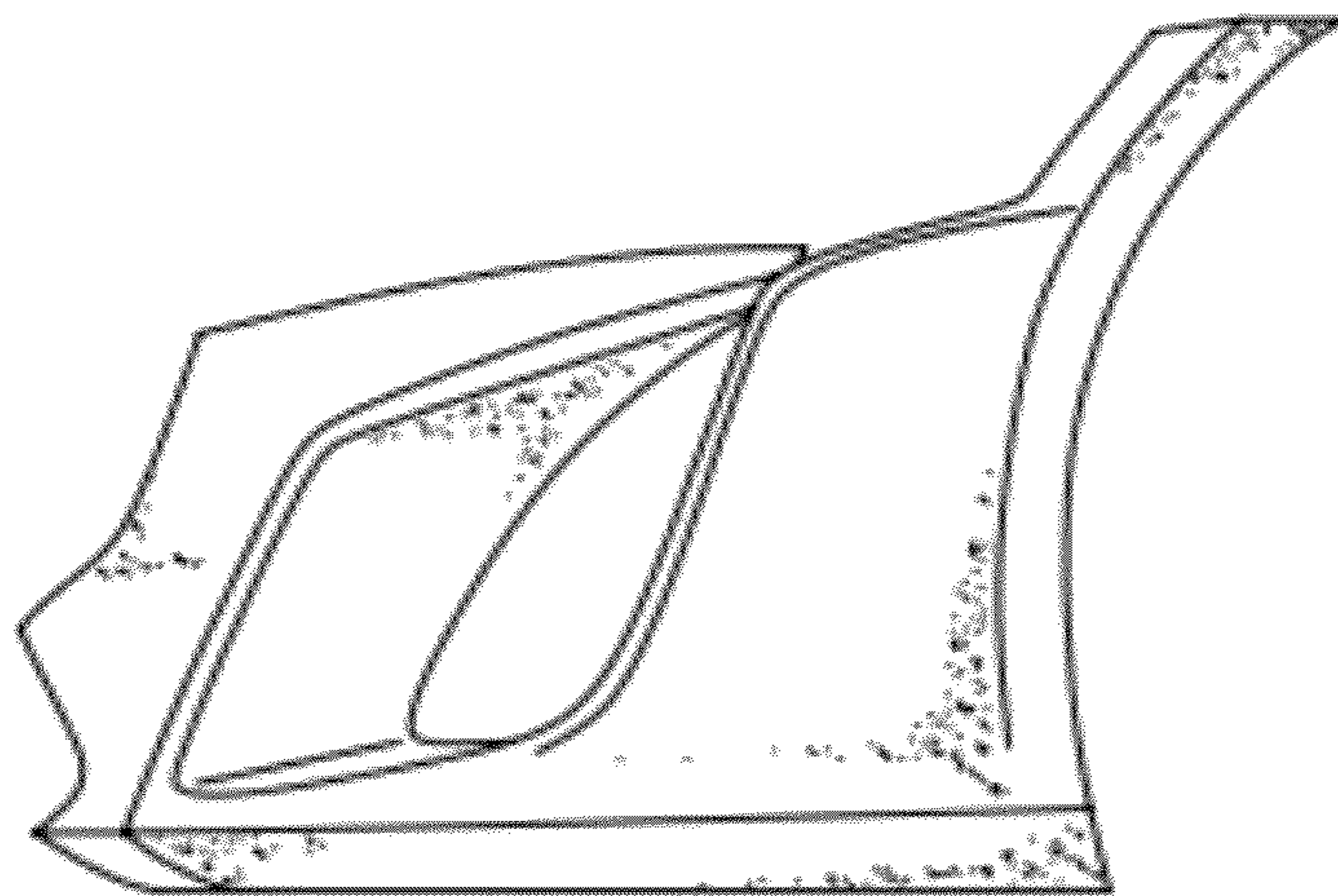


FIG. 6



UNITED STATES PATENT AND TRADEMARK OFFICE  
**CERTIFICATE OF CORRECTION**

PATENT NO. : D671,463 S  
APPLICATION NO. : 29/400835  
DATED : November 27, 2012  
INVENTOR(S) : Jun Goto

Page 1 of 8

It is certified that error appears in the above-identified patent and that said Letters Patent is hereby corrected as shown below:

The title page showing the illustrative figure should be deleted to be replaced with the attached title page.

Drawing sheets, consisting of Figs. 1-6, should be deleted to be replaced with the drawing sheets, consisting of Figs. 1-6, as shown on the attached pages.

Signed and Sealed this  
Twentieth Day of August, 2013



Teresa Stanek Rea  
*Acting Director of the United States Patent and Trademark Office*



(12) **United States Design Patent**  
**Goto**

(10) **Patent No.:** **US D671,463 S**  
(45) **Date of Patent:** **\*\* Nov. 27, 2012**

(54) **FRONT BUMPER FOR AUTOMOBILE**

(75) Inventor: **Jun Goto, Saitama-ken (JP)**

(73) Assignee: **Honda Motor Co., Ltd, Tokyo (JP)**

(\*\*) Term: **14 Years**

(21) Appl. No.: **29/400,835**

(22) Filed: **Sep. 1, 2011**

(51) **LOC (9) Cl.** ..... **12-16**

(52) **U.S. Cl.** ..... **D12/169**

(58) **Field of Classification Search** ..... D12/169,  
D12/196, 171, 216, 163, 86, 90-92; 293/102,  
293/113, 115, 117, 120; 296/180.1, 180.2  
See application file for complete search history.

(56) **References Cited**

**U.S. PATENT DOCUMENTS**

D579,389 S \* 10/2008 Miyazaki ..... D12/169  
D589,415 S \* 3/2009 Osborne et al. .... D12/169

D614,547 S \* 4/2010 Schell et al. .... D12/169  
D626,472 S \* 11/2010 Loeb ..... D12/169  
D641,296 S \* 7/2011 Schell et al. .... D12/169

\* cited by examiner

*Primary Examiner* -- Melody N Brown

(74) *Attorney, Agent, or Firm* -- Westerman, Hattori,  
Daniels & Adrian, LLP

(57) **CLAIM**

The ornamental design for a front bumper for automobile, as shown and described.

**DESCRIPTION**

FIG. 1 is a perspective view of a front bumper for automobile showing my new design;  
FIG. 2 is a front elevational view thereof;  
FIG. 3 is a rear elevational view thereof;  
FIG. 4 is a top plan view thereof;  
FIG. 5 is a bottom plan view thereof; and  
FIG. 6 is a right side elevation view thereof, the left side elevational view being a mirror image thereof.

**1 Claim, 6 Drawing Sheets**

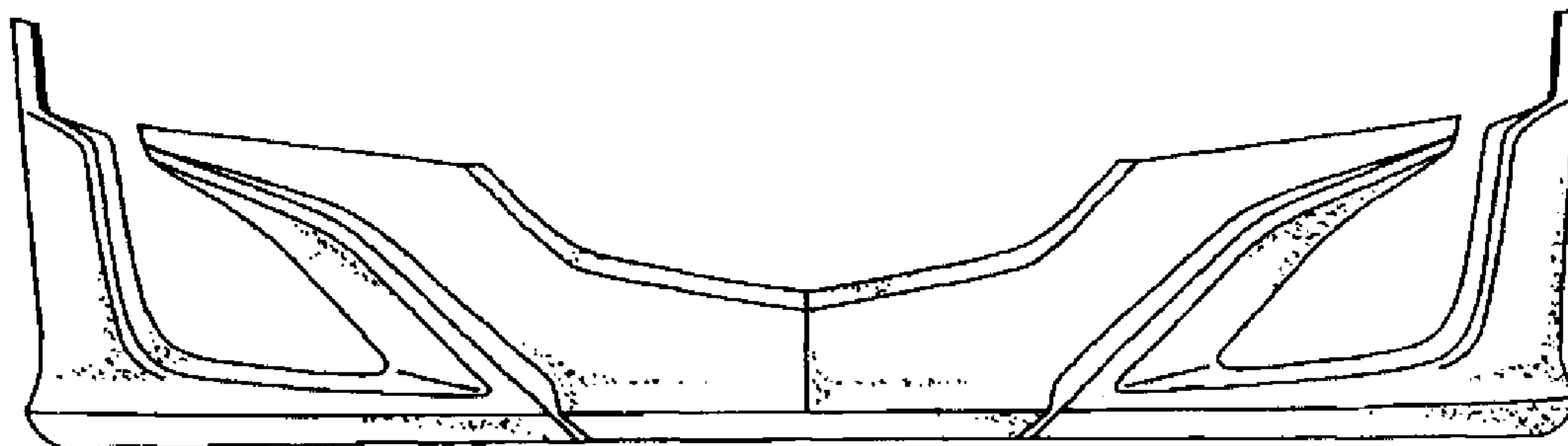


FIG. 1

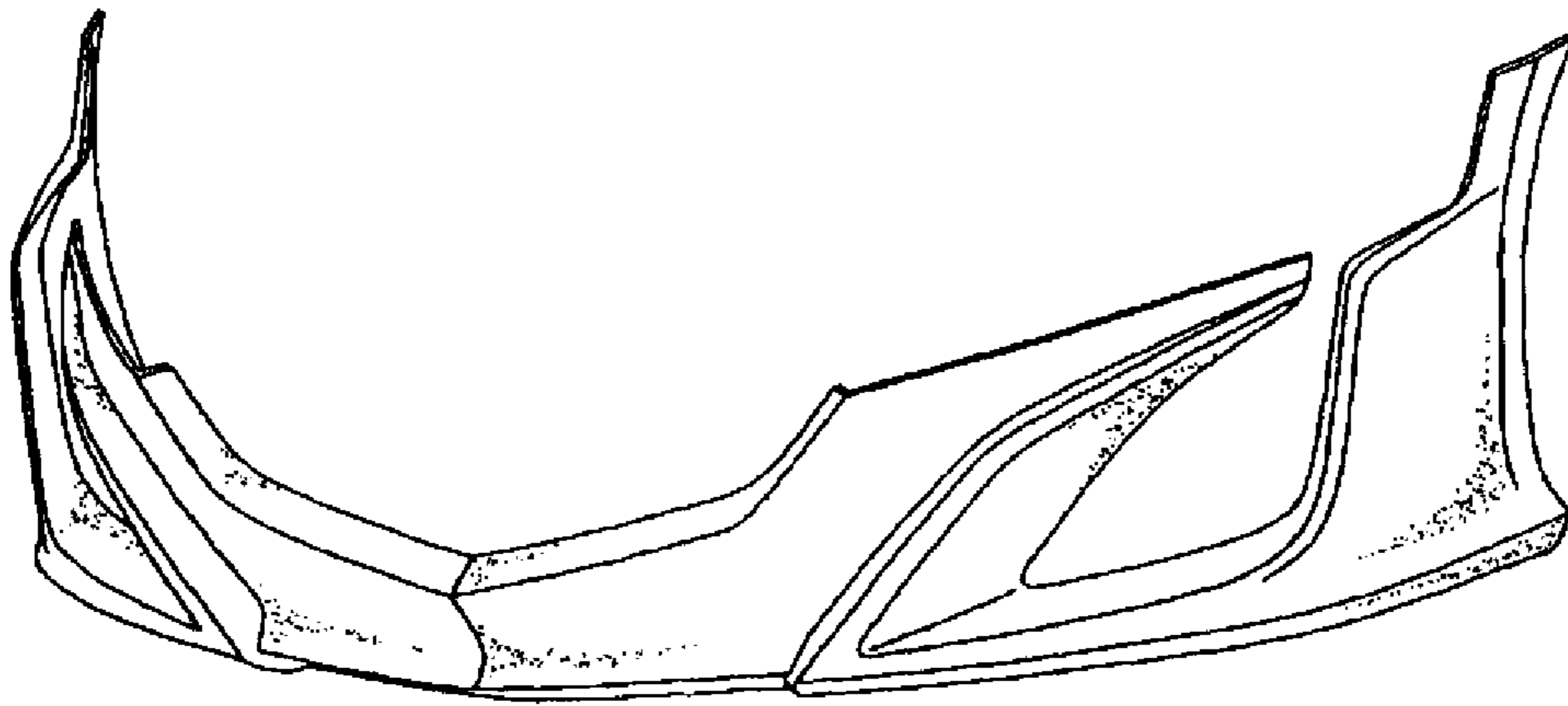


FIG. 2

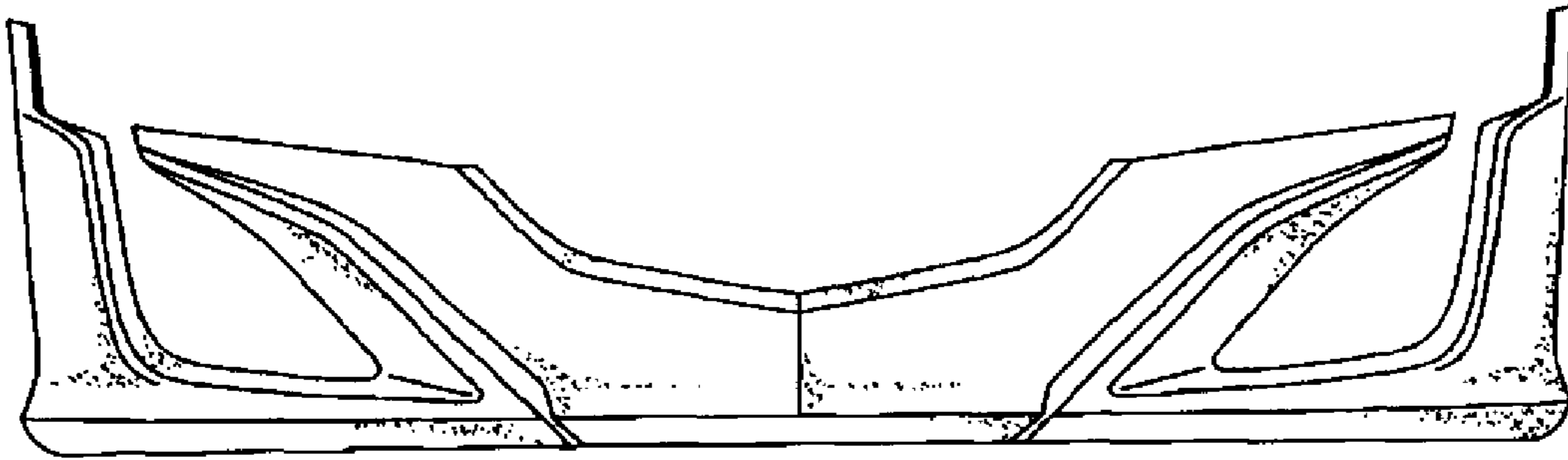


FIG. 3

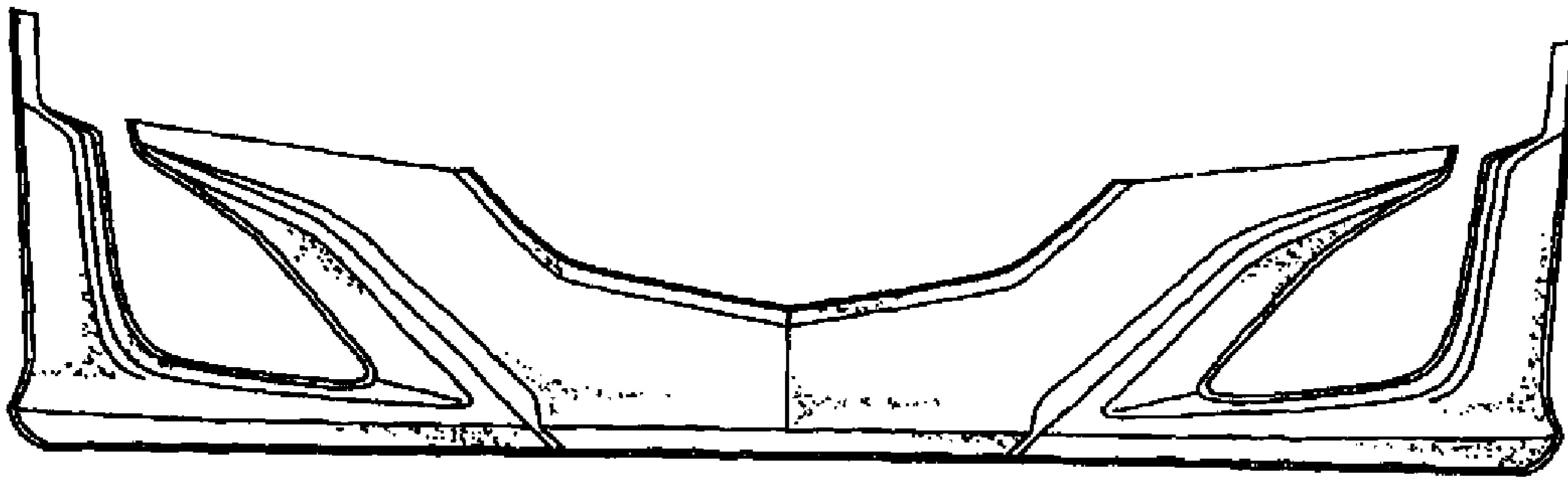


FIG. 4






FIG. 5

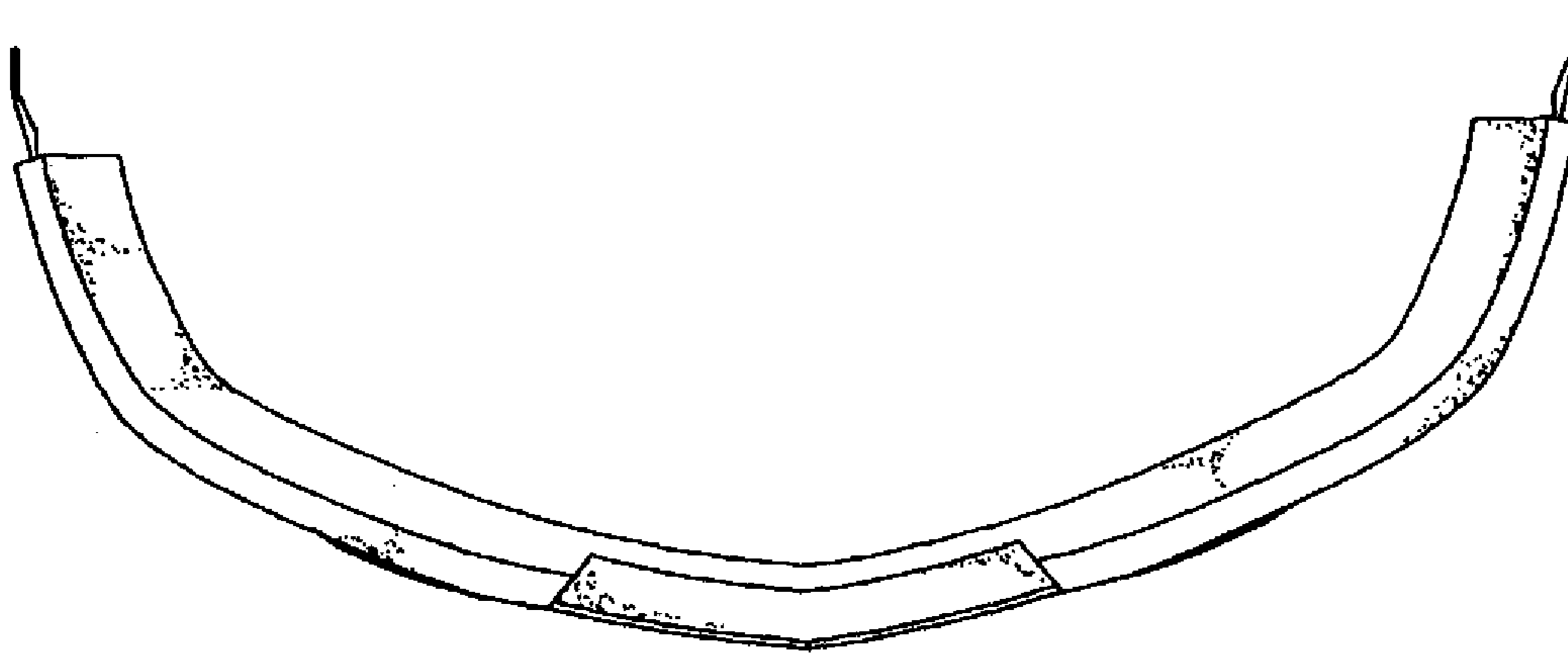
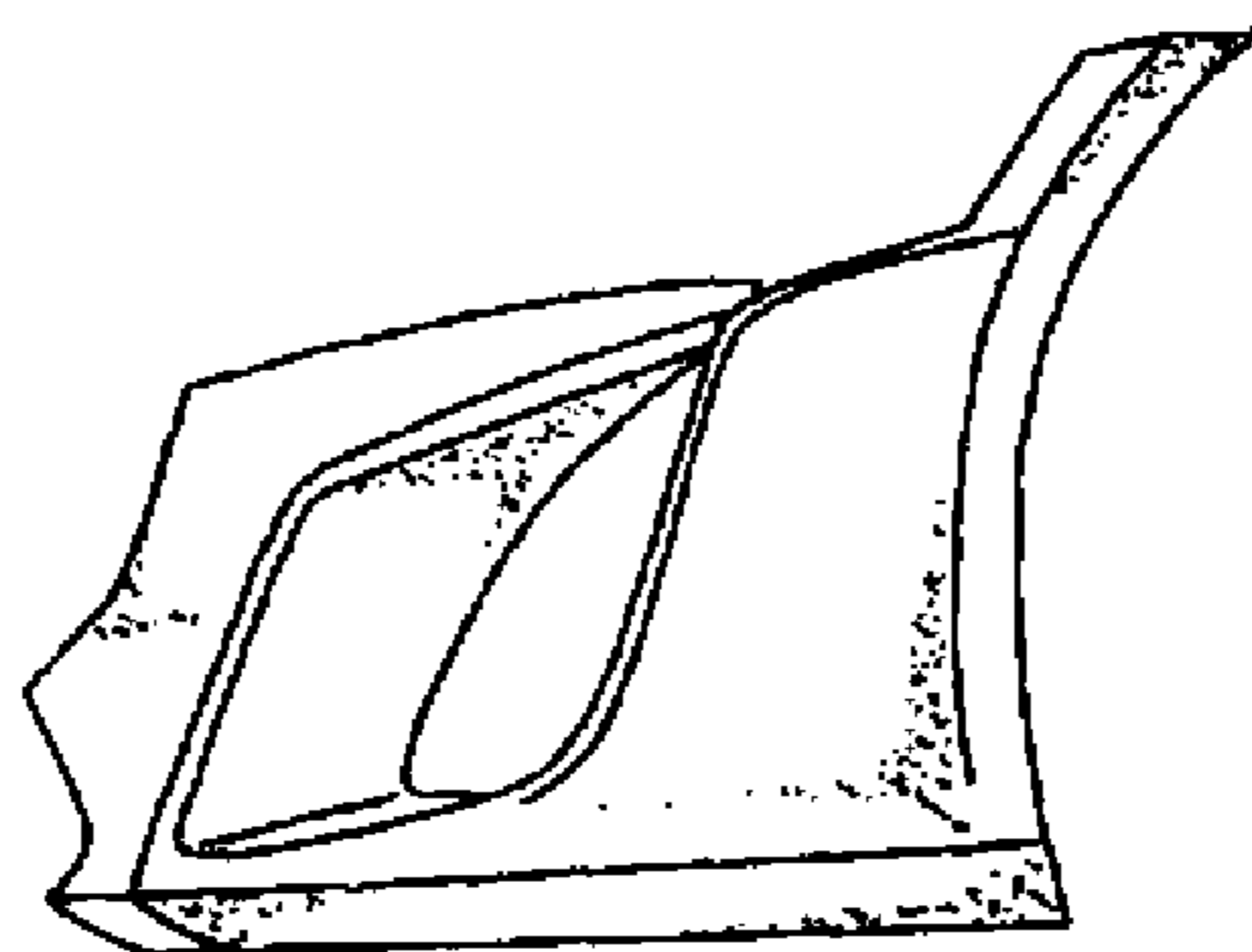


FIG. 6



UNITED STATES PATENT AND TRADEMARK OFFICE  
**CERTIFICATE OF CORRECTION**

PATENT NO. : D671,463 S  
APPLICATION NO. : 29/400835  
DATED : November 27, 2012  
INVENTOR(S) : Jun Goto

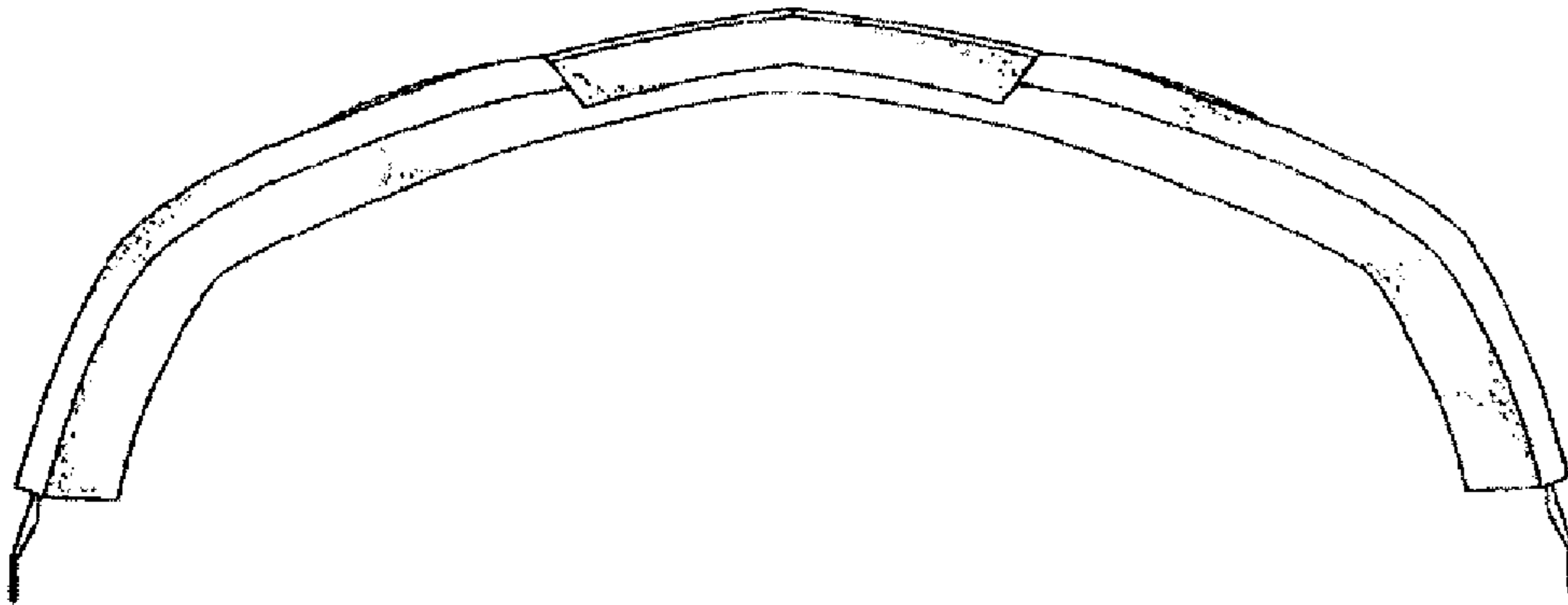
Page 1 of 1

It is certified that error appears in the above-identified patent and that said Letters Patent is hereby corrected as shown below:

In the Drawings:

Change drawing, Figure 5 to be:

FIG. 5



Signed and Sealed this  
First Day of April, 2014

*Michelle K. Lee*

Michelle K. Lee  
Deputy Director of the United States Patent and Trademark Office