



US00D671456S

(12) **United States Design Patent**
Fujiyoshi et al.

(10) **Patent No.:** **US D671,456 S**
(45) **Date of Patent:** **** Nov. 27, 2012**

(54) **AUTOMOBILE AND/OR TOY REPLICA THEREOF**

(75) Inventors: **Shoichi Fujiyoshi**, Toyota (JP); **Saburo Hazumi**, Nagoya (JP)

(73) Assignee: **Toyota Jidosha Kabushiki Kaisha**, Toyota-shi (JP)

(**) Term: **14 Years**

(21) Appl. No.: **29/405,141**

(22) Filed: **Oct. 28, 2011**

(51) **LOC (9) Cl.** **12-08**

(52) **U.S. Cl.** **D12/91**

(58) **Field of Classification Search** D12/86,
D12/90-92; D21/424, 433, 434; 296/181.1,
296/181.5

See application file for complete search history.

(56) **References Cited**

U.S. PATENT DOCUMENTS

D464,914 S	10/2002	Warkuss et al.	
D533,809 S	12/2006	Sowa et al.	
D616,333 S	5/2010	Cartabiano et al.	
D642,093 S *	7/2011	Kubo et al.	D12/91
D647,004 S *	10/2011	Nemoto	D12/91
D657,715 S *	4/2012	Hakamata et al.	D12/91

OTHER PUBLICATIONS

Toyota Estima, Catalog, Publisher/Manufacturer: Toyota; Dec. 2008.
Honda Stream, Catalog, Publisher/Manufacturer: Honda, Jun. 2009.
Honda Airwave, "Honda Airwave no subete," Publisher: San-Ei Shobo, May 27, 2005.

* cited by examiner

Primary Examiner — Melody N Brown

(74) *Attorney, Agent, or Firm* — Finnegan, Henderson, Farabow, Garrett & Dunner, LLP

(57) **CLAIM**

The ornamental design for an automobile and/or toy replica thereof, as shown and described.

DESCRIPTION

FIG. 1 is a front perspective view of an automobile and/or toy replica thereof of our new design;
FIG. 2 is a rear perspective view thereof;
FIG. 3 is a front view thereof;
FIG. 4 is a rear view thereof;
FIG. 5 is a right side view thereof, the left side view being a mirror image thereof, except for the fuel door which is not present on the left side; and,
FIG. 6 is a top plan view thereof.

The bottom view of the automobile and toy replica, and the indicia thereon, form no part of the claimed design.

1 Claim, 5 Drawing Sheets



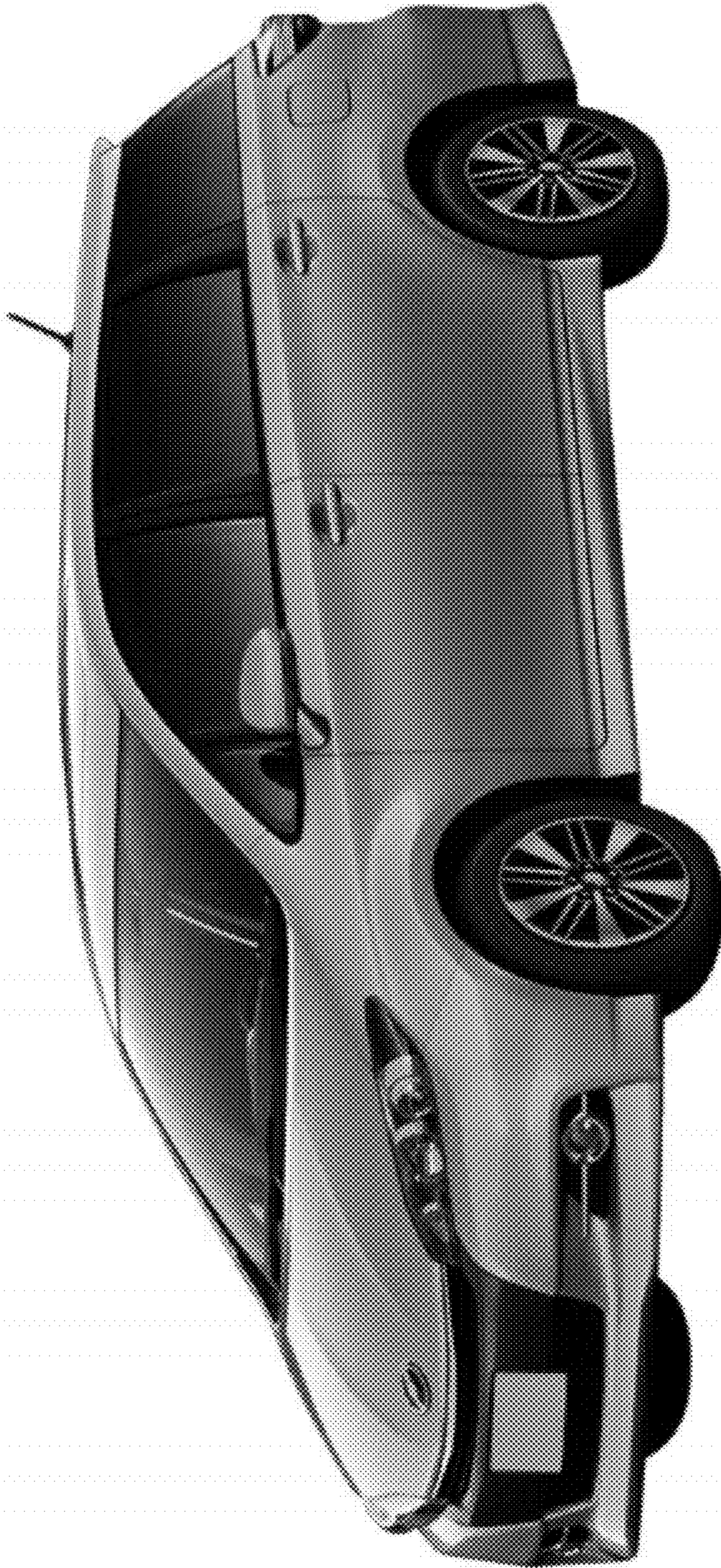


FIG. 1

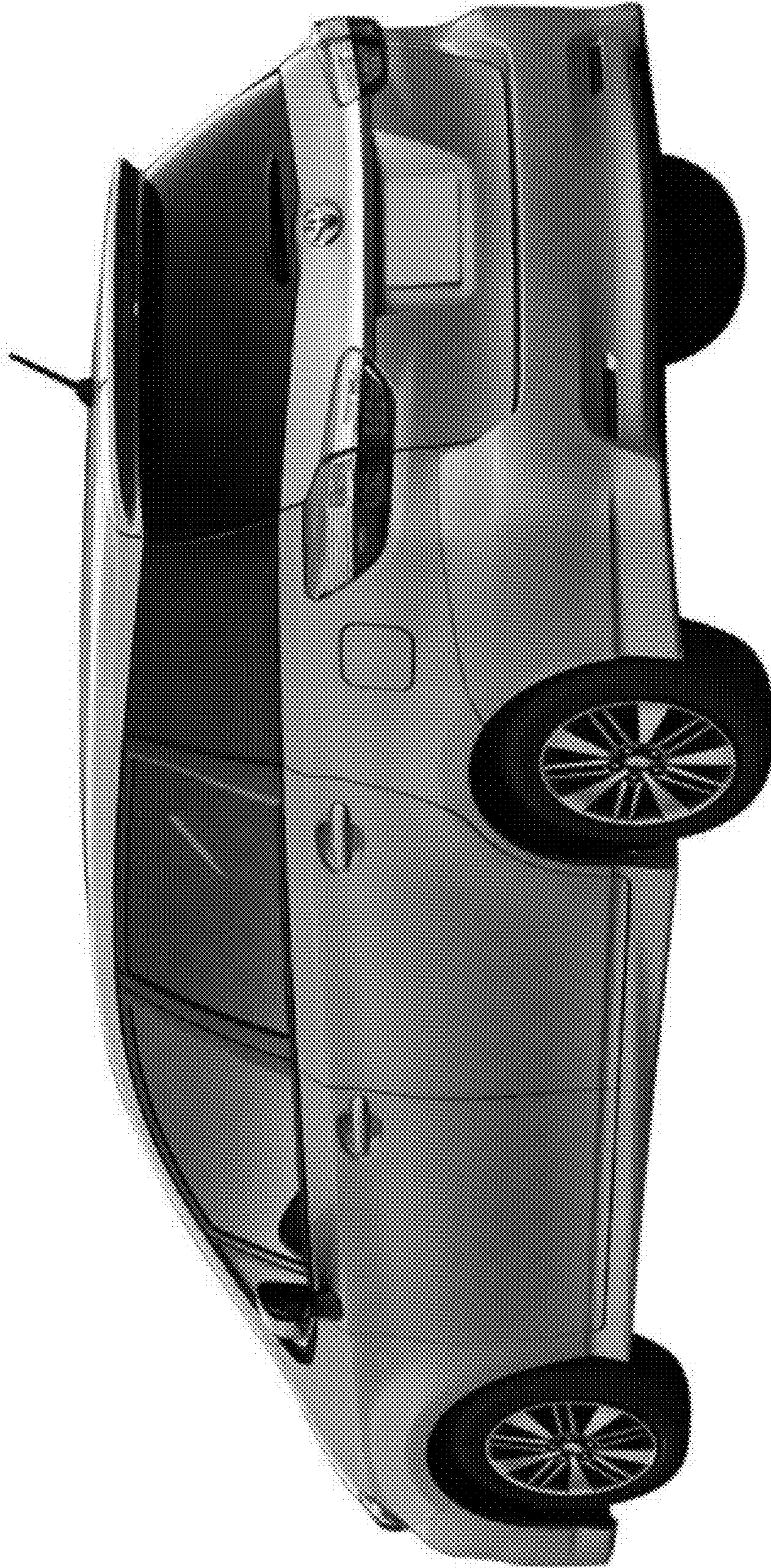


FIG. 2



FIG. 3




FIG. 4



FIG. 5



FIG. 6