



US00D671449S

(12) **United States Design Patent**
Miyazaki et al.

(10) **Patent No.:** **US D671,449 S**

(45) **Date of Patent:** **** Nov. 27, 2012**

(54) **PULL TAB OF SLIDER FOR SLIDE FASTENER**

(75) Inventors: **Yohei Miyazaki**, Toyama-ken (JP);
Nanahiko Mio, Milan (IT)

(73) Assignee: **YKK Corporation** (JP)

(**) Term: **14 Years**

(21) Appl. No.: **29/408,472**

(22) Filed: **Dec. 13, 2011**

(30) **Foreign Application Priority Data**

Jun. 15, 2011 (EM) 001878083-0001

(51) **LOC (9) Cl.** **02-07**

(52) **U.S. Cl.** **D11/221**

(58) **Field of Classification Search** D11/200,
D11/201, 221; 24/381-383, 385-387, 414-417,
24/421-422, 427-431, 433; 2/265

See application file for complete search history.

(56) **References Cited**

U.S. PATENT DOCUMENTS

D324,663 S * 3/1992 Ebata D11/221

D630,128 S * 1/2011 Fujita D11/221

* cited by examiner

Primary Examiner — Ralf Seifert

(74) *Attorney, Agent, or Firm* — Kilpatrick Townsend & Stockton LLP

(57) **CLAIM**

The ornamental design for a pull tab of a slider for a slide fastener, as shown and described.

DESCRIPTION

FIG. 1 is a perspective view of the bottom, front and right side of a pull tab of a slider for a slide fastener showing my (our) new design;

FIG. 2 is a front view thereof;

FIG. 3 is a rear view thereof;

FIG. 4 is a right side view thereof; the left side view being mirror image thereof;

FIG. 5 is a top plan view thereof; and,

FIG. 6 is a bottom view thereof.

1 Claim, 4 Drawing Sheets

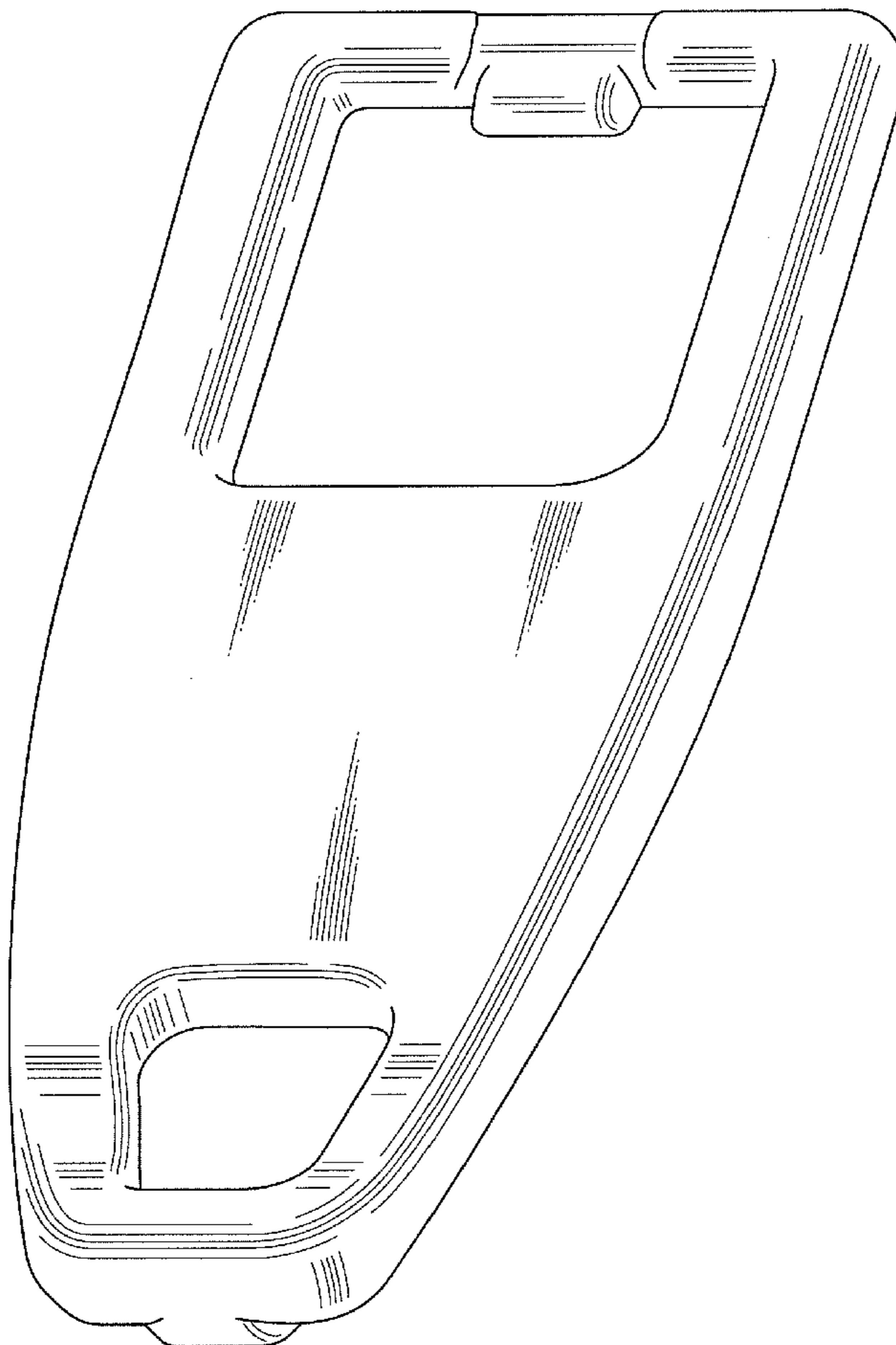


Fig. 1

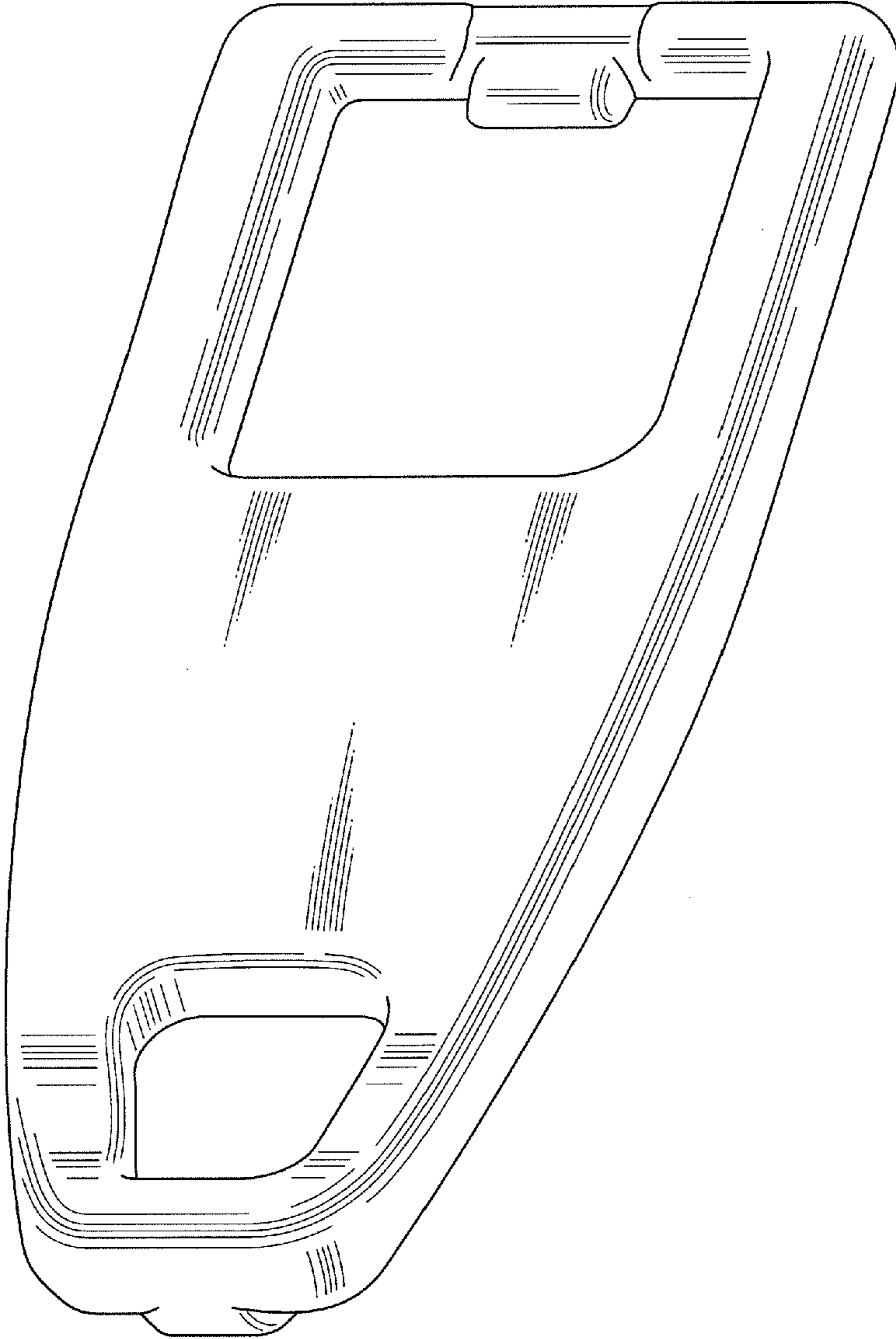


Fig. 2

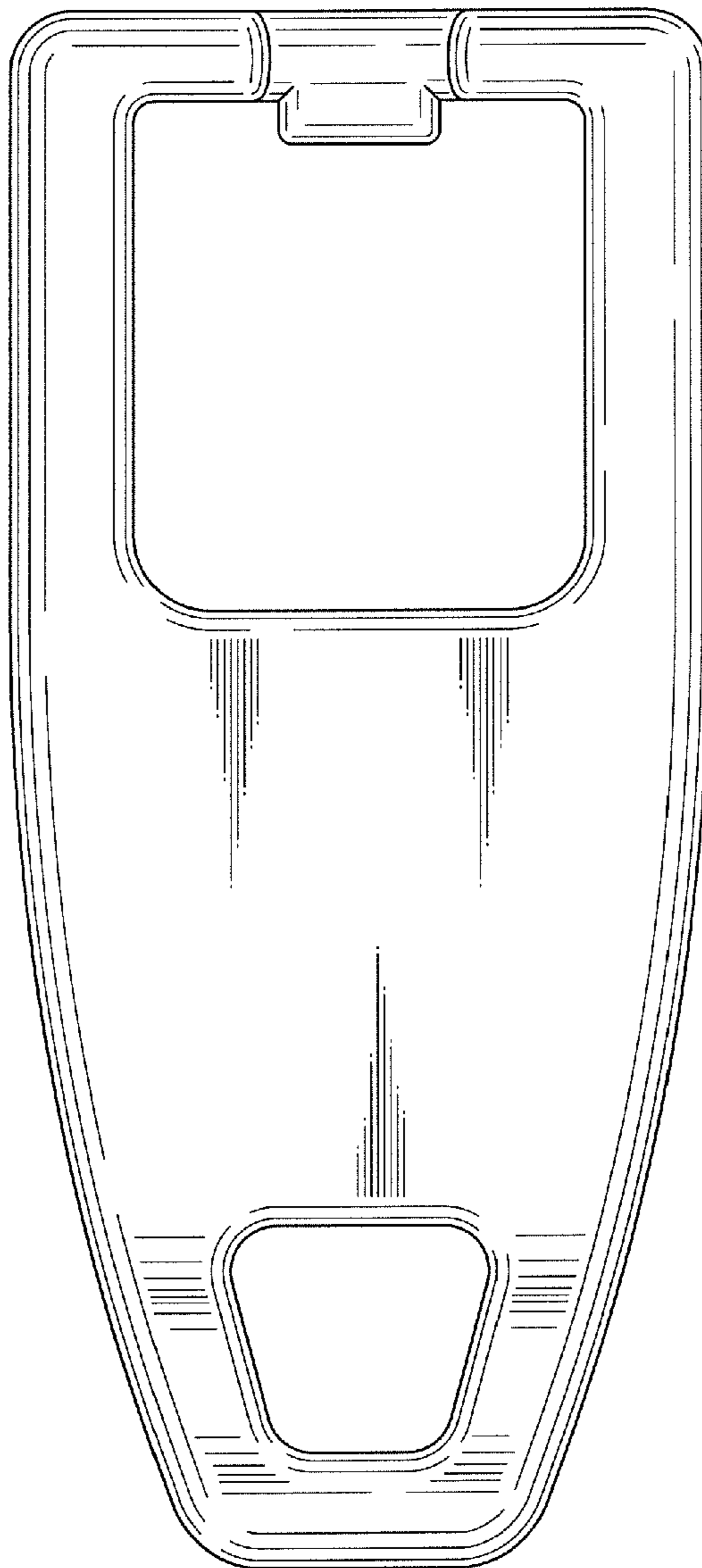


Fig. 3

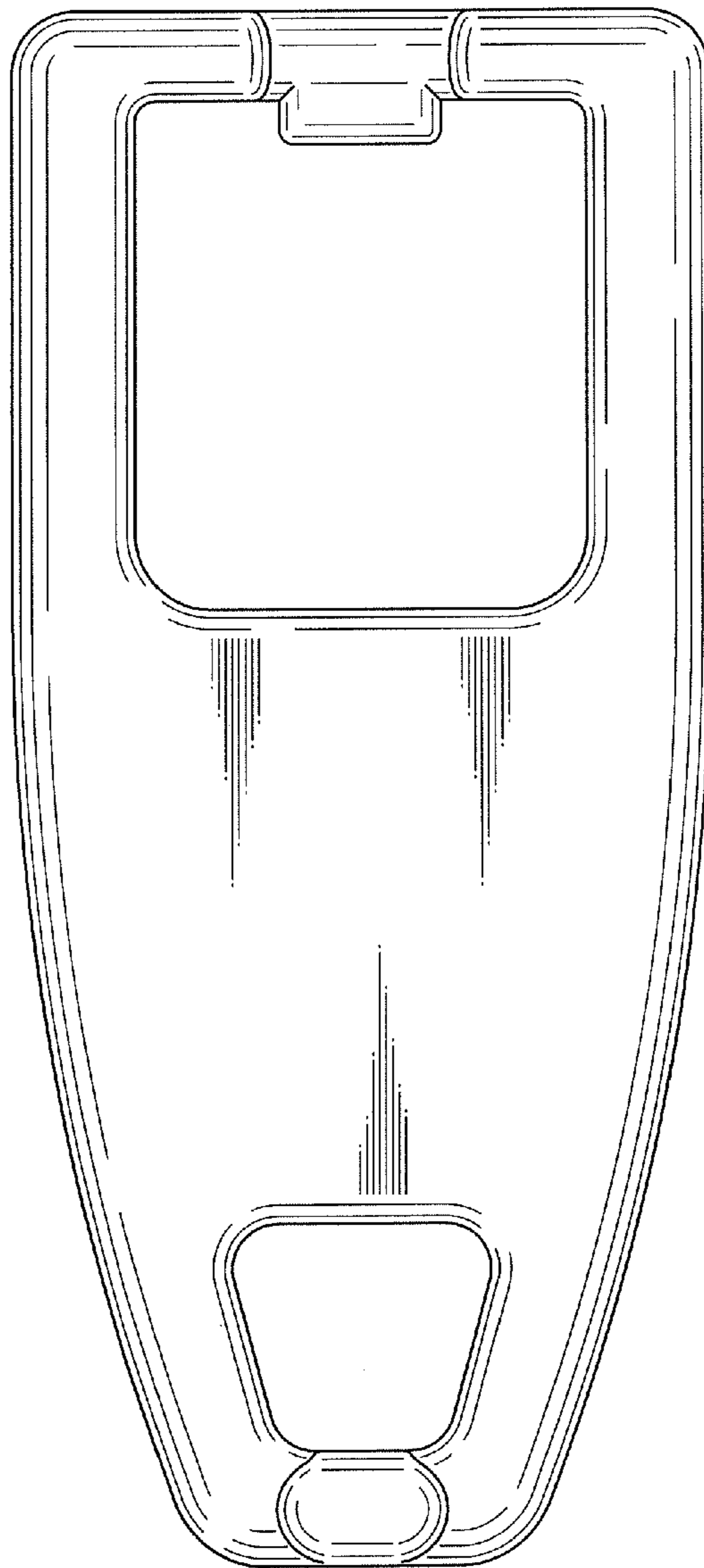


Fig. 4




Fig. 5




Fig. 6

