



US00D671431S

(12) **United States Design Patent**  
**Jamin**

(10) **Patent No.:** **US D671,431 S**

(45) **Date of Patent:** **\*\* Nov. 27, 2012**

(54) **WATCH**

(75) **Inventor:** **Mathieu Jamin, Paris (FR)**

(73) **Assignee:** **Christian Dior Couture, S.A., Paris (FR)**

(\*\*) **Term:** **14 Years**

(21) **Appl. No.:** **29/425,402**

(22) **Filed:** **Jun. 22, 2012**

(30) **Foreign Application Priority Data**

Dec. 23, 2011 (WO) ..... DM/077 630

(51) **LOC (9) Cl.** ..... **10-02**

(52) **U.S. Cl.** ..... **D10/39**

(58) **Field of Classification Search** ..... D10/30-39,  
D10/122-132; 368/276, 281, 282, 285, 223,  
368/228, 232, 294, 295

See application file for complete search history.

(56) **References Cited**

**U.S. PATENT DOCUMENTS**

D357,193 S *	4/1995	Lefevre	.....	D10/39
D480,979 S *	10/2003	Filiberti	.....	D10/128
D481,323 S *	10/2003	Filiberti	.....	D10/128
D481,324 S *	10/2003	Filiberti	.....	D10/128
D481,644 S *	11/2003	Filiberti	.....	D10/128
D507,974 S *	8/2005	Strasser	.....	D10/30
7,137,732 B2 *	11/2006	Takeda	.....	368/295
D540,197 S *	4/2007	Pasternak et al.	.....	D10/32
D554,538 S *	11/2007	Galliano	.....	D10/32
D554,539 S *	11/2007	Galliano	.....	D10/32
D590,275 S *	4/2009	Monachon	.....	D10/32
D591,176 S *	4/2009	Monachon	.....	D10/32

D606,890 S *	12/2009	Bulgari	.....	D10/39
D608,223 S *	1/2010	Salanitro	.....	D10/38
D611,841 S *	3/2010	Hatem	.....	D10/32
D627,243 S *	11/2010	Deleskiewicz et al.	.....	D10/39
D649,481 S *	11/2011	Crocco	.....	D10/39
D649,888 S *	12/2011	Jamin	.....	D10/32
D655,208 S *	3/2012	Jamin	.....	D10/32
D656,418 S *	3/2012	Scheufele	.....	D10/39
D659,555 S *	5/2012	Jamin	.....	D10/32

\* cited by examiner

*Primary Examiner* — Lucy Lieberman

(74) *Attorney, Agent, or Firm* — Philip H. Gottfried, Esq.;  
Amster, Rothstein & Ebenstein LLP

(57) **CLAIM**

The ornamental design for a watch, substantially as shown and described.

**DESCRIPTION**

FIG. 1 is a top plan view of a watch showing my new design; FIG. 2 is a top plan view of the watch shown with a rotatable dial segment in an alternate position and the hour and minute hands showing a different time; FIG. 3 is a bottom plan view thereof; FIG. 4 is a front elevation thereof; FIG. 5 is a rear elevation thereof; FIG. 6 is a right side elevation thereof; FIG. 7 is a left side elevation thereof; FIG. 8 is a right front perspective view of the watch shown with a rotatable dial segment in an alternate position and the hour and minute hands showing a different time; and, FIG. 9 is a right rear perspective view thereof. The broken lines in the drawings are used to show a watch band that does not form part of the claimed design.

**1 Claim, 9 Drawing Sheets**




FIG. 1




FIG. 2


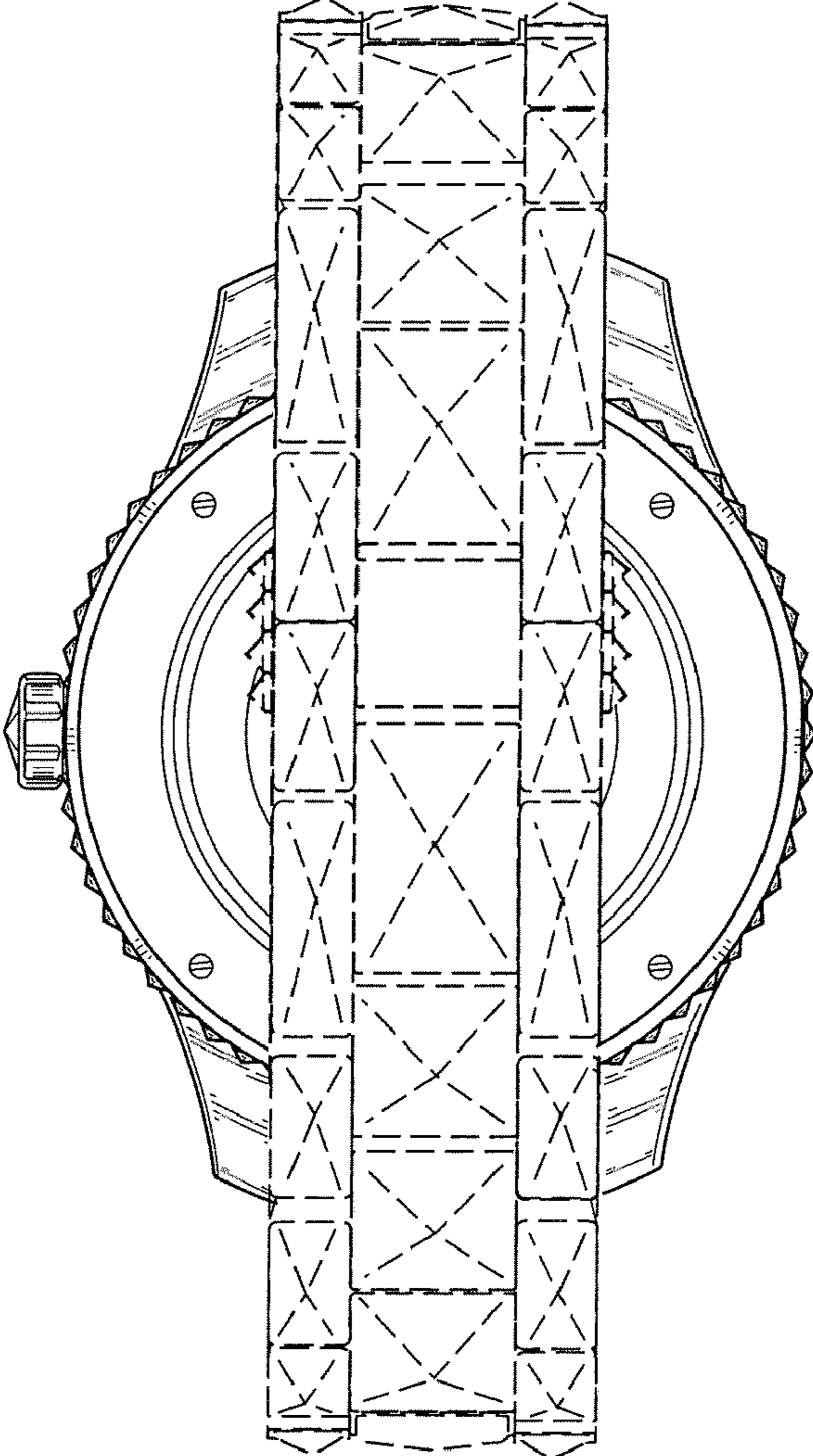


FIG. 3



**FIG. 4**

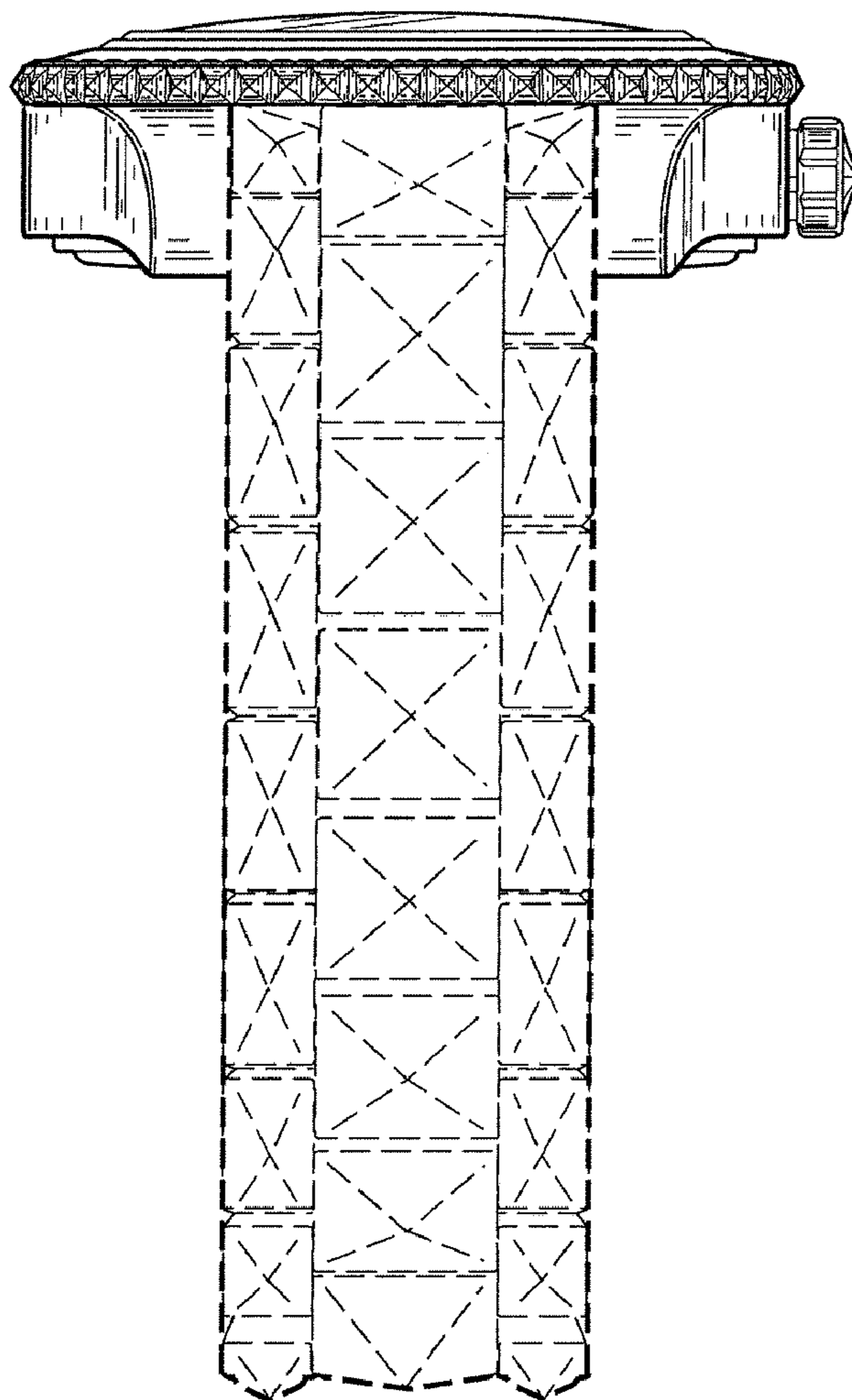


FIG. 5

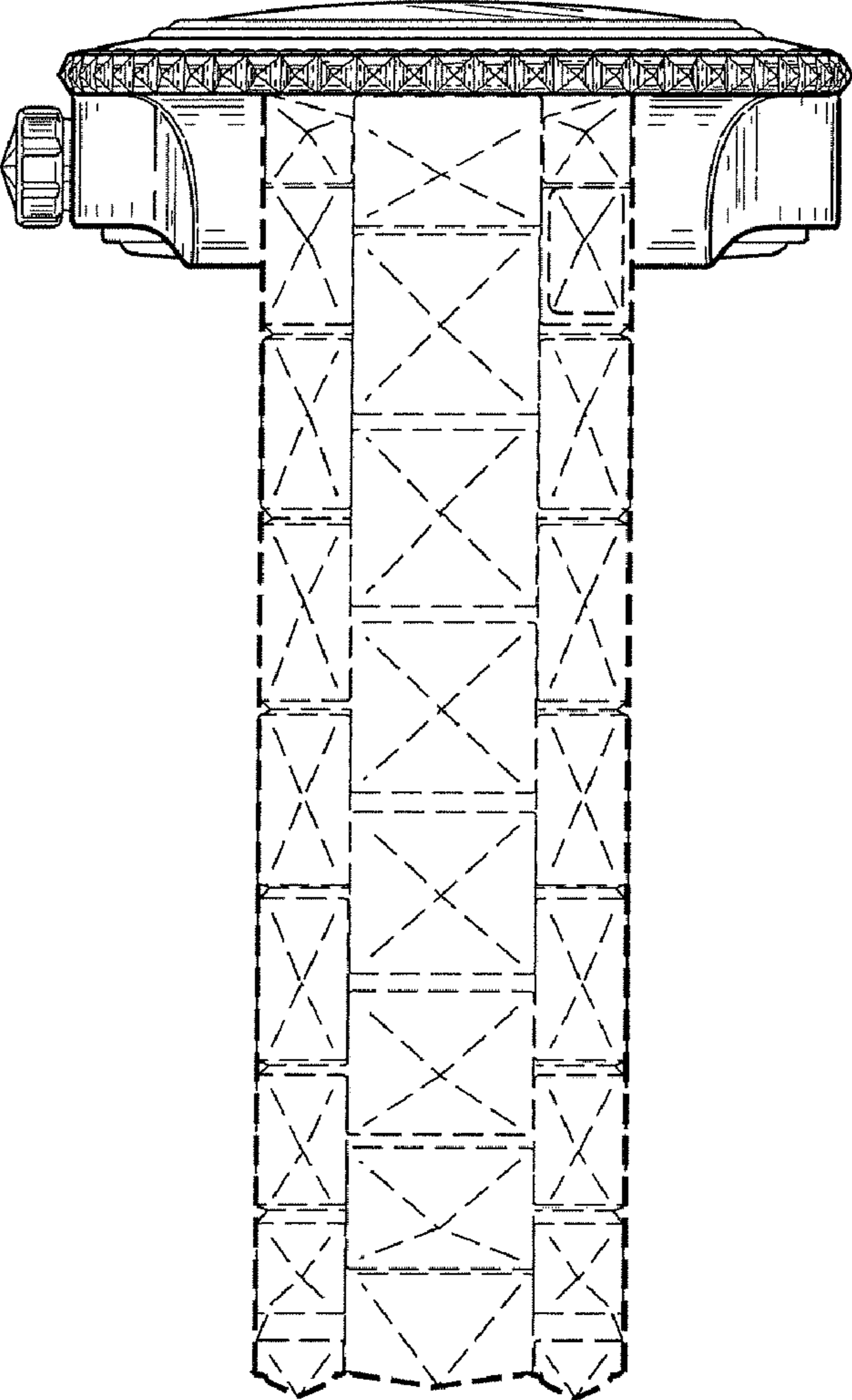


FIG. 6

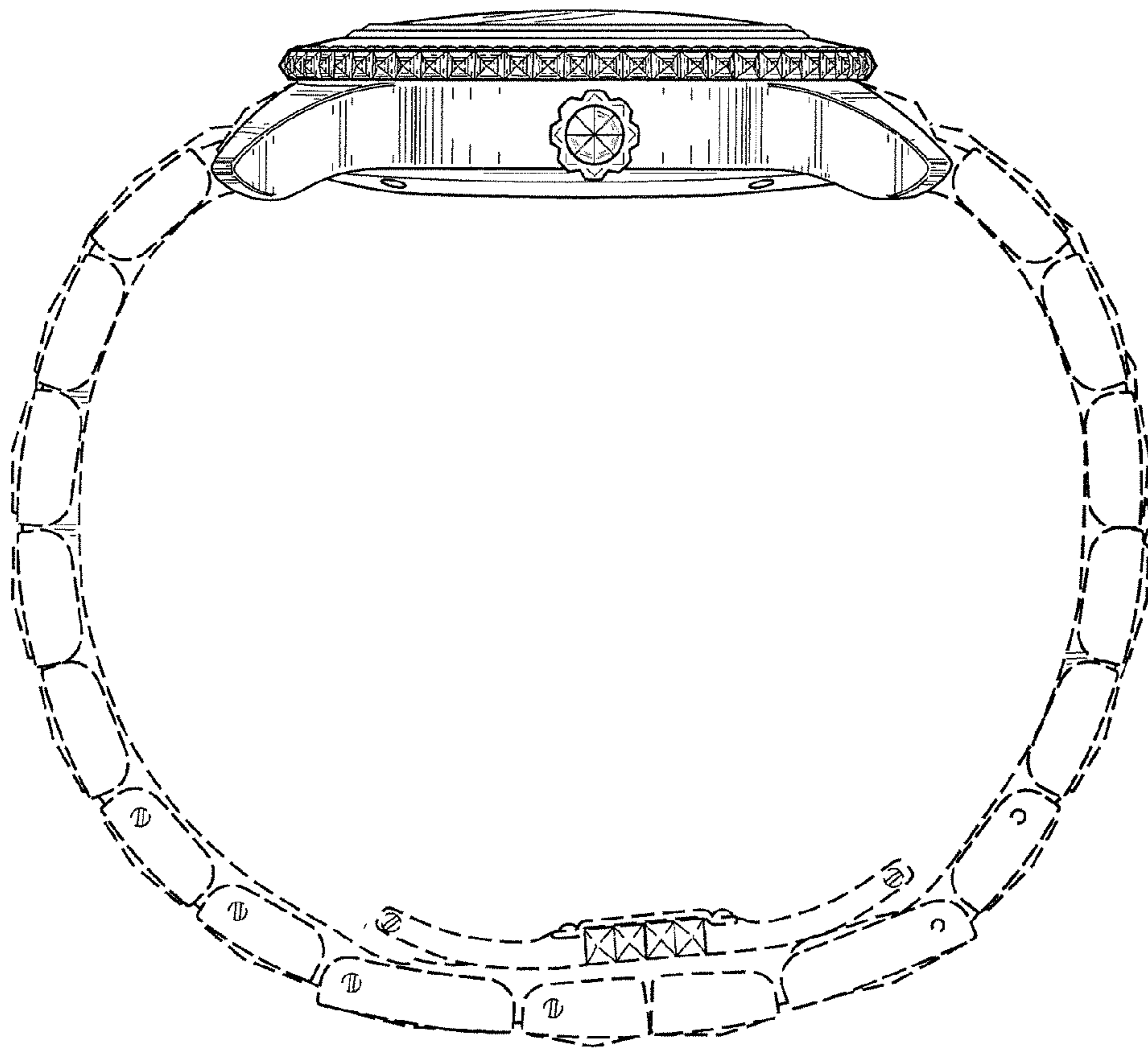


FIG. 7

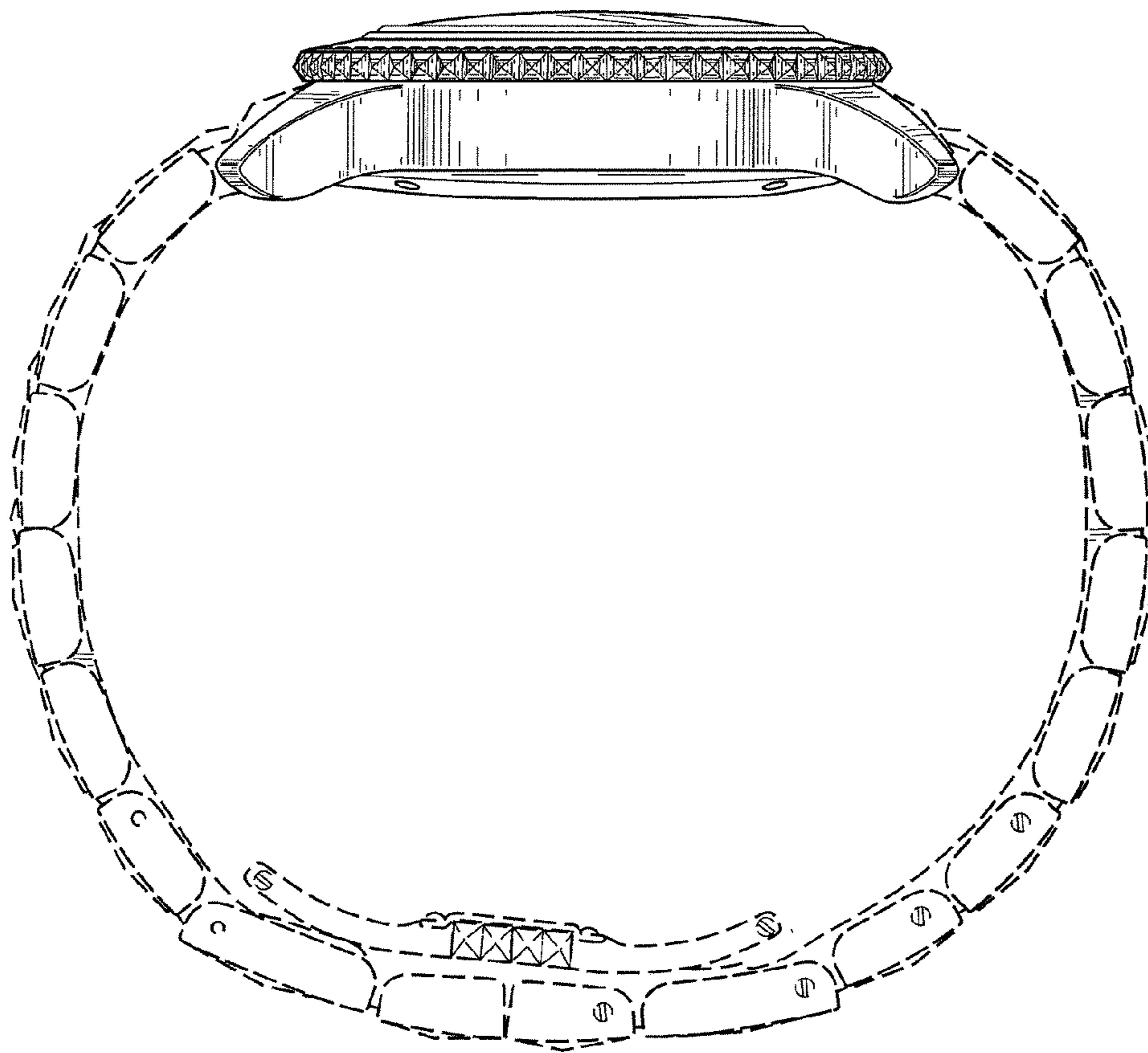




FIG. 8

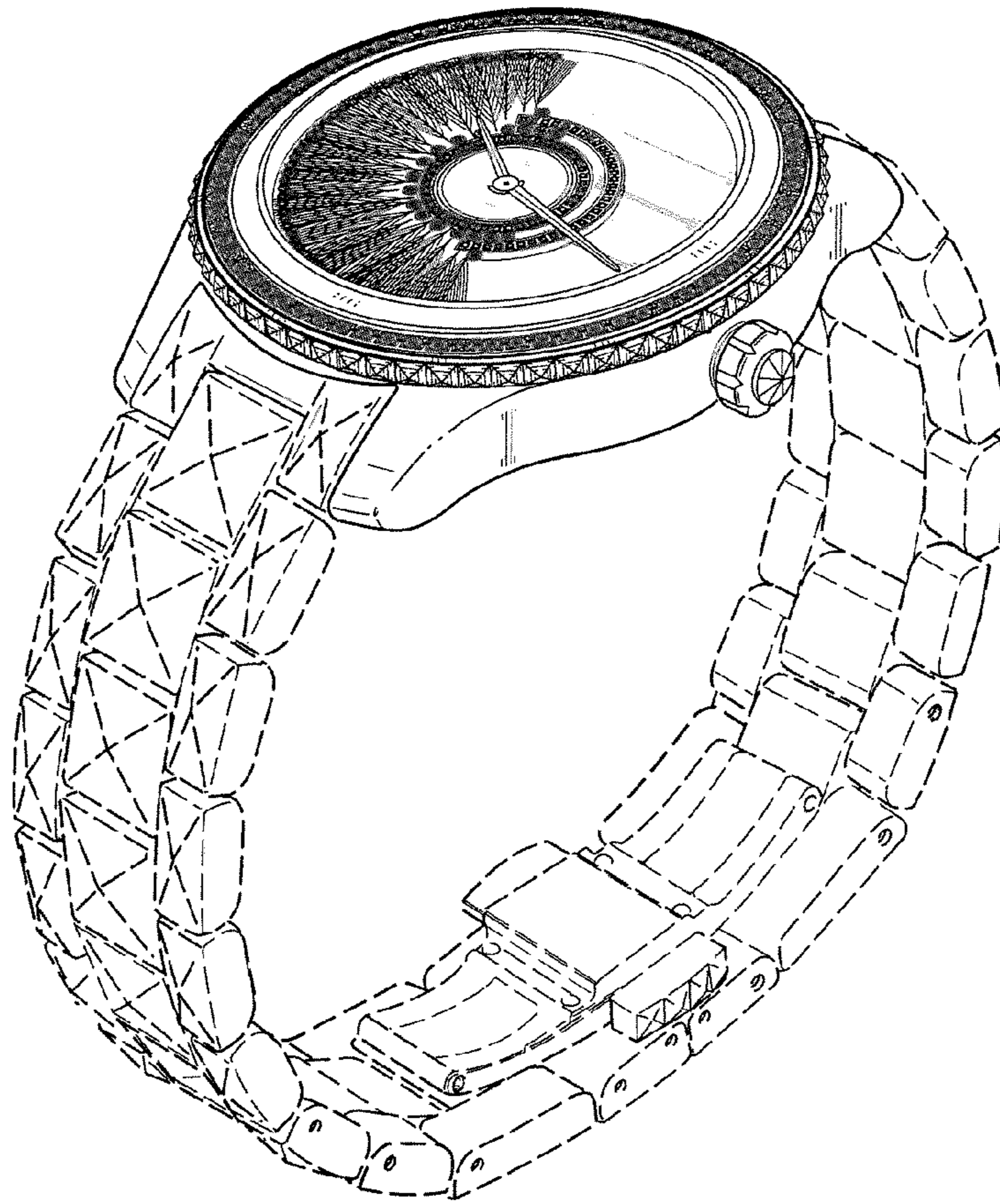


FIG. 9

