



US00D671430S

(12) **United States Design Patent**
Jamin

(10) **Patent No.:** **US D671,430 S**

(45) **Date of Patent:** **** Nov. 27, 2012**

(54) **WATCH**

(75) Inventor: **Mathieu Jamin**, Paris (FR)

(73) Assignee: **Christian Dior Couture, S.A.**, Paris (FR)

(**) Term: **14 Years**

(21) Appl. No.: **29/425,401**

(22) Filed: **Jun. 22, 2012**

(30) **Foreign Application Priority Data**

Dec. 23, 2011 (WO) DM/077 630

(51) **LOC (9) Cl.** **10-02**

(52) **U.S. Cl.** **D10/39**

(58) **Field of Classification Search** D10/30-39,
D10/122-132; 368/276, 281, 282, 285, 223,
368/228, 232, 294, 295

See application file for complete search history.

(56) **References Cited**

U.S. PATENT DOCUMENTS

D480,979 S *	10/2003	Filiberti	D10/128
D481,323 S *	10/2003	Filiberti	D10/128
D481,324 S *	10/2003	Filiberti	D10/128
D481,644 S *	11/2003	Filiberti	D10/128
D507,974 S *	8/2005	Strasser	D10/30
7,137,732 B2 *	11/2006	Takeda	368/295
D540,197 S *	4/2007	Pasternak et al.	D10/32
D554,538 S *	11/2007	Galliano	D10/32
D554,539 S *	11/2007	Galliano	D10/32
D590,275 S *	4/2009	Monachon	D10/32

D591,176 S *	4/2009	Monachon	D10/32
D606,890 S *	12/2009	Bulgari	D10/39
D608,223 S *	1/2010	Salanitro	D10/38
D627,243 S *	11/2010	Deleskiewicz et al.	D10/39
D649,481 S *	11/2011	Crocco	D10/39
D649,888 S *	12/2011	Jamin	D10/32
D655,208 S *	3/2012	Jamin	D10/32
D656,418 S *	3/2012	Scheufele	D10/39
D659,555 S *	5/2012	Jamin	D10/32

* cited by examiner

Primary Examiner — Lucy Lieberman

(74) *Attorney, Agent, or Firm* — Philip H. Gottfried, Esq.;
Amster, Rothstein & Ebenstein LLP

(57) **CLAIM**

The ornamental design for a watch, substantially as shown and described.

DESCRIPTION

FIG. 1 is a top plan view of a watch showing my new design; FIG. 2 is a top plan view of the watch shown with a rotatable dial segment in an alternate position; FIG. 3 is a bottom plan view thereof; FIG. 4 is a front elevation thereof; FIG. 5 is a rear elevation thereof; FIG. 6 is a right side elevation thereof; FIG. 7 is a left side elevation thereof; FIG. 8 is a right front perspective view thereof; and, FIG. 9 is a right rear perspective view thereof. The broken lines in the drawings are used to show a watch band that does not form part of the claimed design.

1 Claim, 9 Drawing Sheets




FIG. 1




FIG. 2




FIG. 3

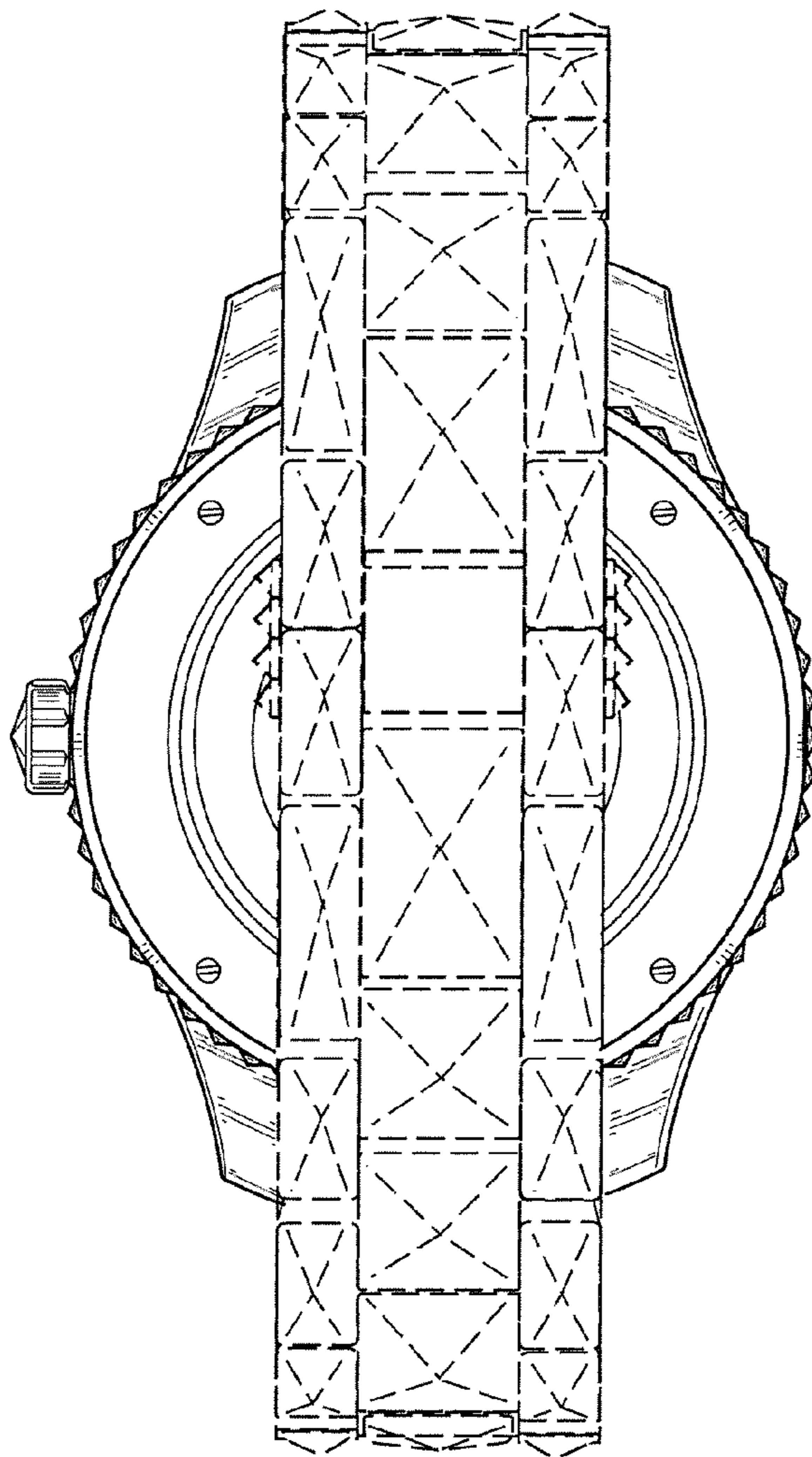


FIG. 4

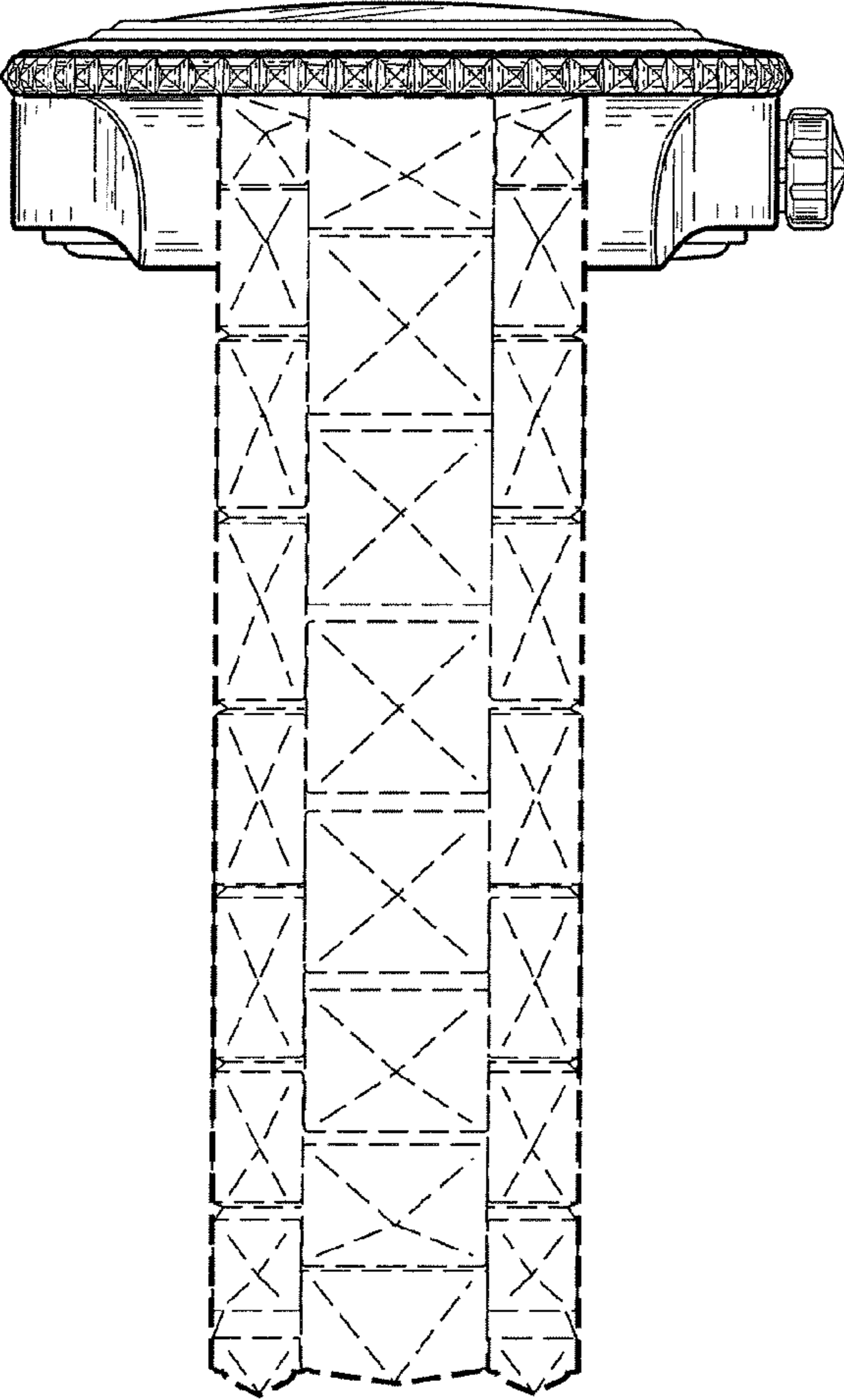


FIG. 5

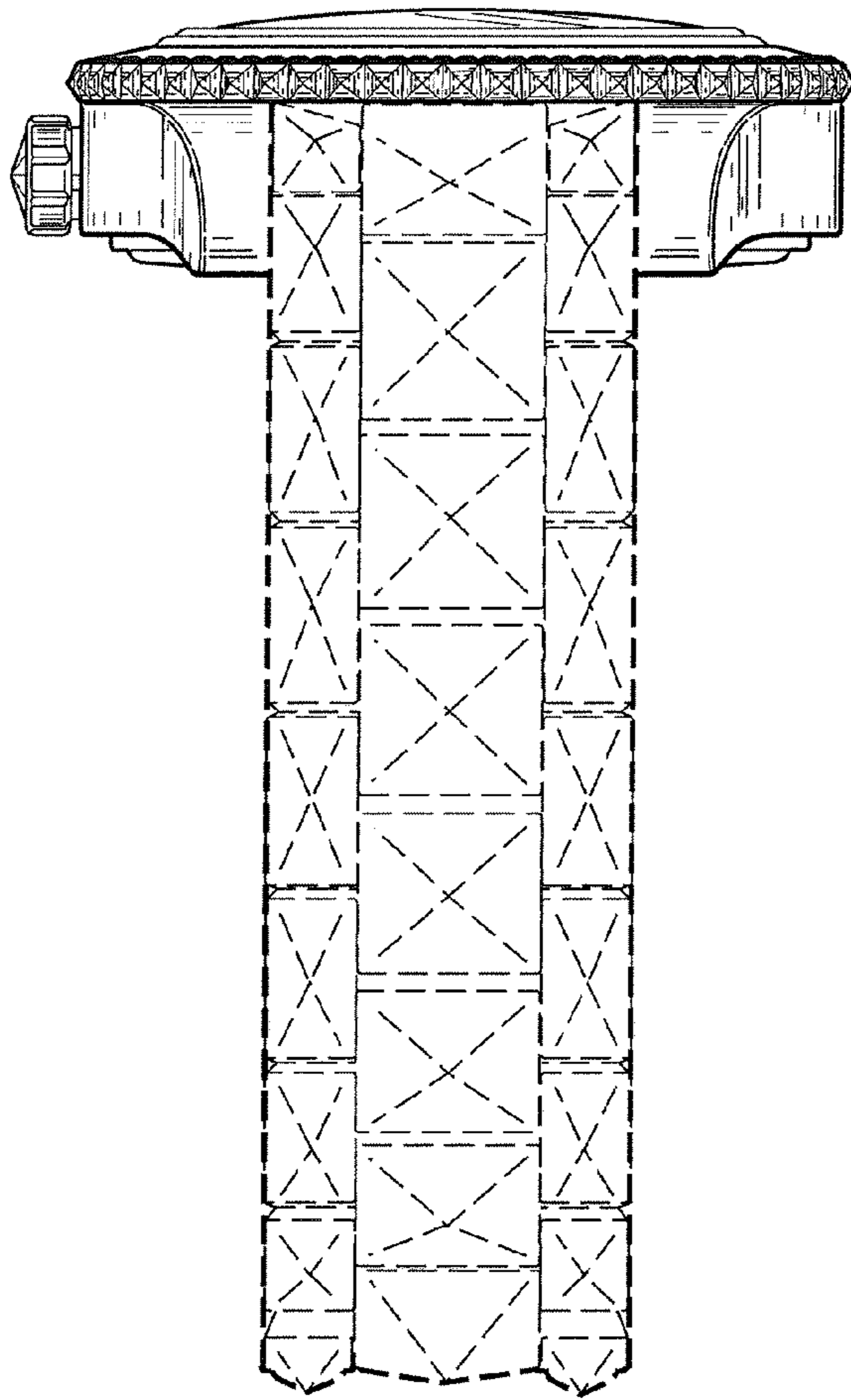


FIG. 6

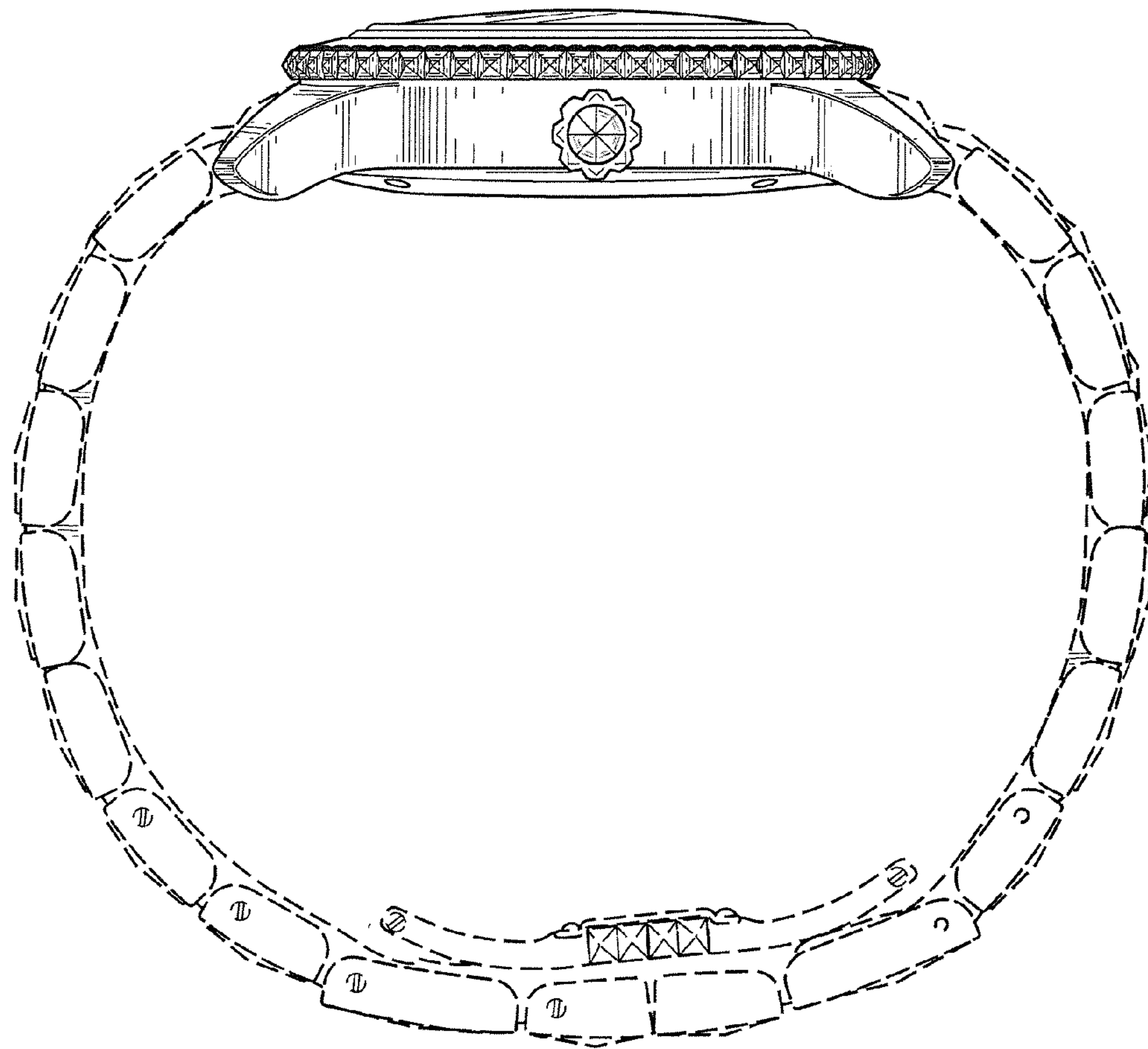


FIG. 7

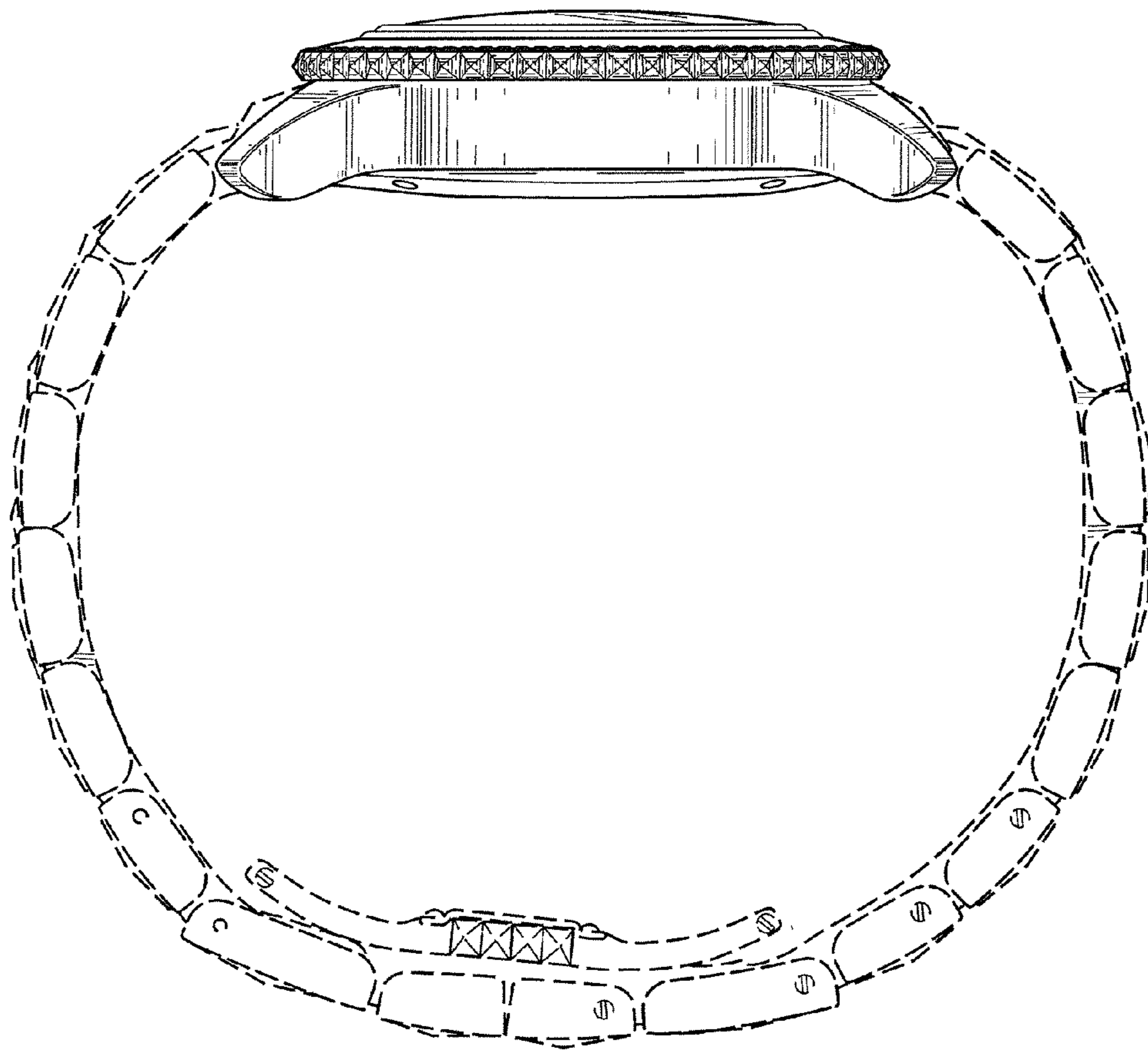


FIG. 8

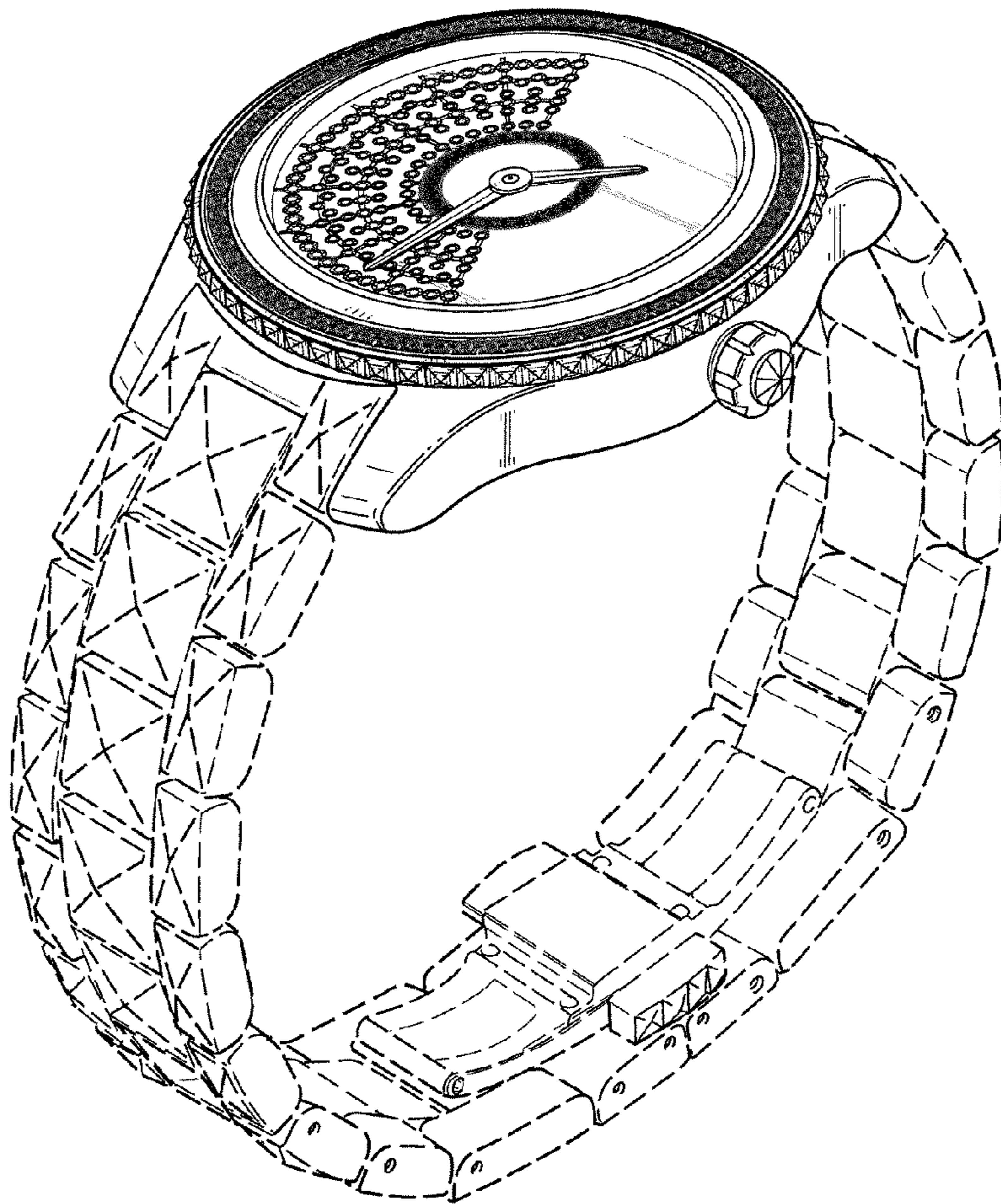


FIG. 9

