

US00D671411S

(12) **United States Design Patent**
Bourguignon

(10) **Patent No.:** **US D671,411 S**

(45) **Date of Patent:** **** Nov. 27, 2012**

(54) **CONTAINER**

(75) Inventor: **Michel Bourguignon**, Lasso (FR)

(73) Assignee: **Societe des Produits Nestle S.A.**, Vevey (CH)

(**) Term: **14 Years**

(21) Appl. No.: **29/416,686**

(22) Filed: **Mar. 26, 2012**

(51) **LOC (9) Cl.** **09-01**

(52) **U.S. Cl.** **D9/519; D9/521; D9/552**

(58) **Field of Classification Search** D9/682,
D9/686-694, 516, 519, 522-523, 530, 537-546,
D9/549, 552, 565, 574-575; 215/381-385
See application file for complete search history.

(56) **References Cited**

U.S. PATENT DOCUMENTS

540,064	A	*	5/1895	King	215/11.1
D29,409	S	*	9/1898	Cruikshank	D24/115
D49,924	S	*	11/1916	Graham	D9/541
D78,616	S	*	5/1929	De Wagner	D9/545
D291,964	S	*	9/1987	Albright	D9/521 X
D310,487	S	*	9/1990	Genaro	D9/521 X
D311,491	S	*	10/1990	Bompard	D9/545
D319,184	S	*	8/1991	Monod	D9/544 X
D321,404	S	*	11/1991	Falini	D26/2
D363,985	S	*	11/1995	Van Hovel et al.	D9/521 X
D414,113	S	*	9/1999	Thatcher	D9/521 X
D427,695	S	*	7/2000	Ho	D26/2
6,491,187	B2	*	12/2002	Walters	222/185.1
D476,900	S	*	7/2003	Katz et al.	D9/549 X
D492,603	S	*	7/2004	Rashid	D9/521

D513,592	S	*	1/2006	O'Day	D9/519
D517,919	S	*	3/2006	Walters	D9/521
D557,606	S	*	12/2007	Rashid	D9/519 X
D584,948	S	*	1/2009	Bourne	D9/543 X
D609,100	S	*	2/2010	Licari	D9/575 X
D619,006	S	*	7/2010	Veyssiere	D9/519
D622,154	S	*	8/2010	Vishab	D9/530 X
D640,558	S	*	6/2011	Semersky	D9/519 X
D650,118	S	*	12/2011	Yang et al.	D26/120
D664,447	S	*	7/2012	Donnelly et al.	D9/693
D668,156	S	*	10/2012	Bourguignon et al.	D9/575 X

* cited by examiner

Primary Examiner — Carol P Rademaker

(74) *Attorney, Agent, or Firm* — K&L Gates LLP

(57) **CLAIM**

The ornamental design for a container, as shown and described.

DESCRIPTION

FIG. 1 is a top, front, and left side perspective view of a container showing my new design;
FIG. 2 is a front elevational view thereof;
FIG. 3 is a rear elevational view thereof;
FIG. 4 is a left side elevational view thereof;
FIG. 5 is a right side elevational view thereof;
FIG. 6 is a top plan view thereof; and,
FIG. 7 is a bottom plan view thereof.
The broken line showing of the upper portion of the container pour spout is included for the purpose of illustrating environmental structure and forms no part of the claimed design.

1 Claim, 4 Drawing Sheets

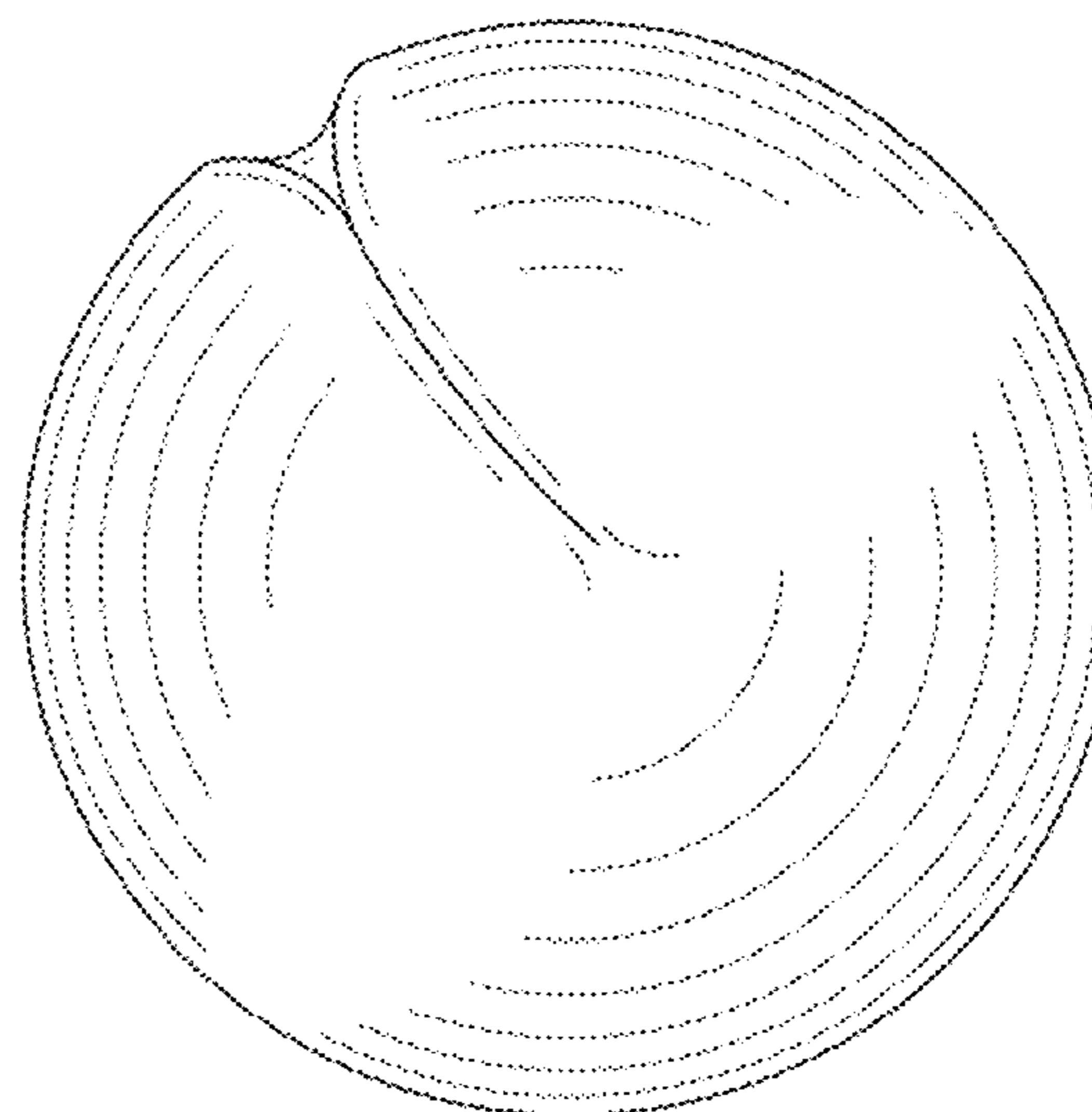



FIG. 1




FIG. 2

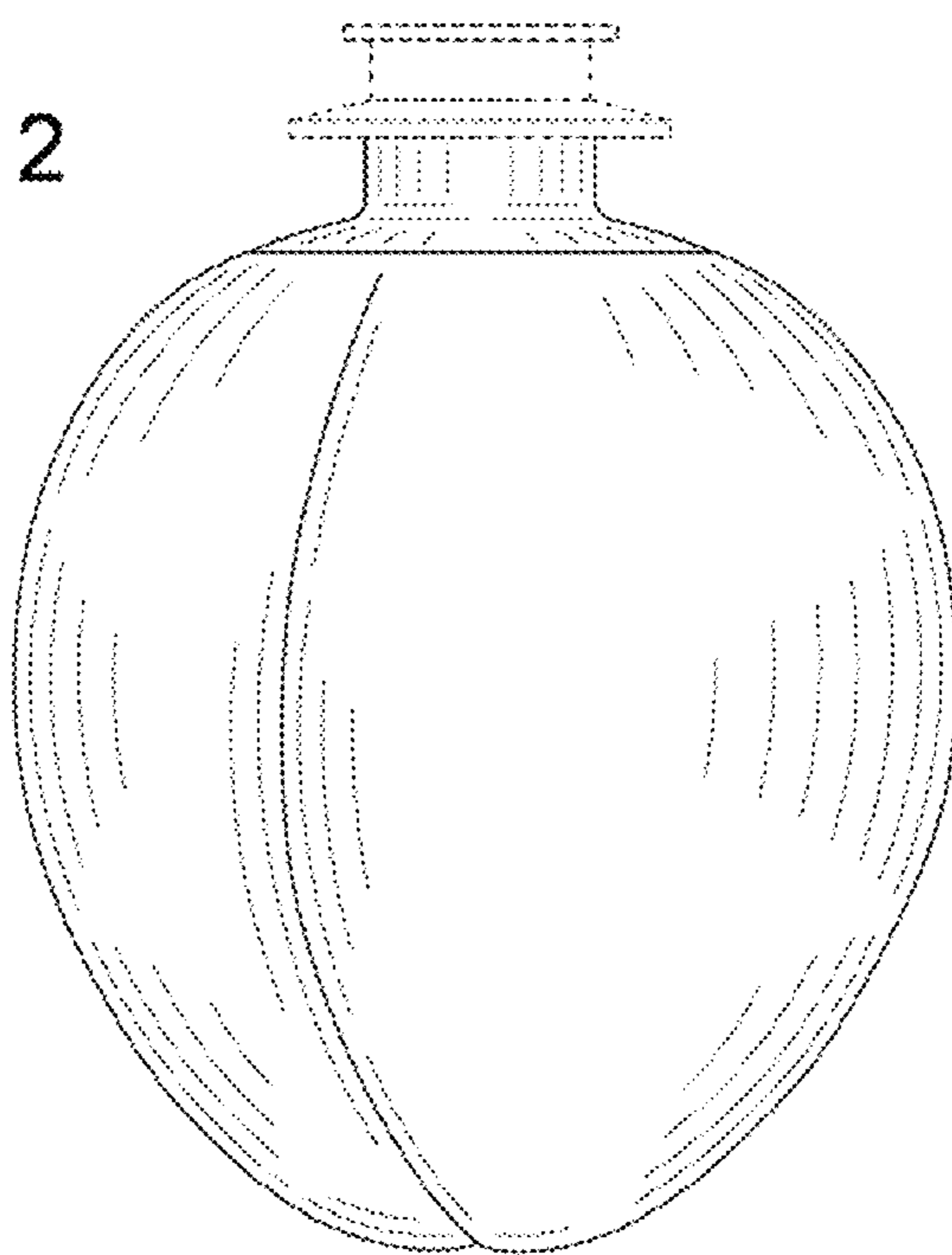


FIG. 3

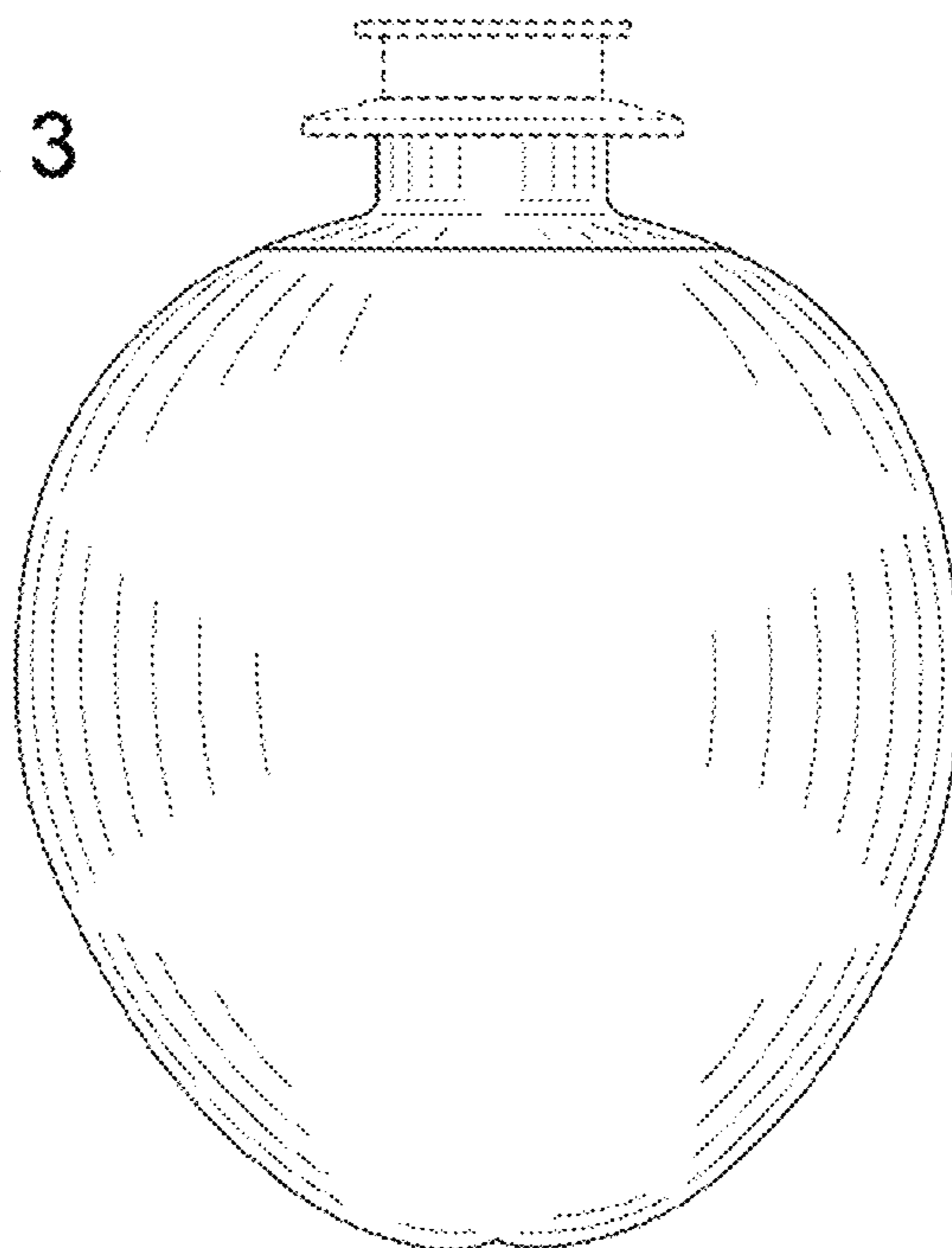


FIG. 4

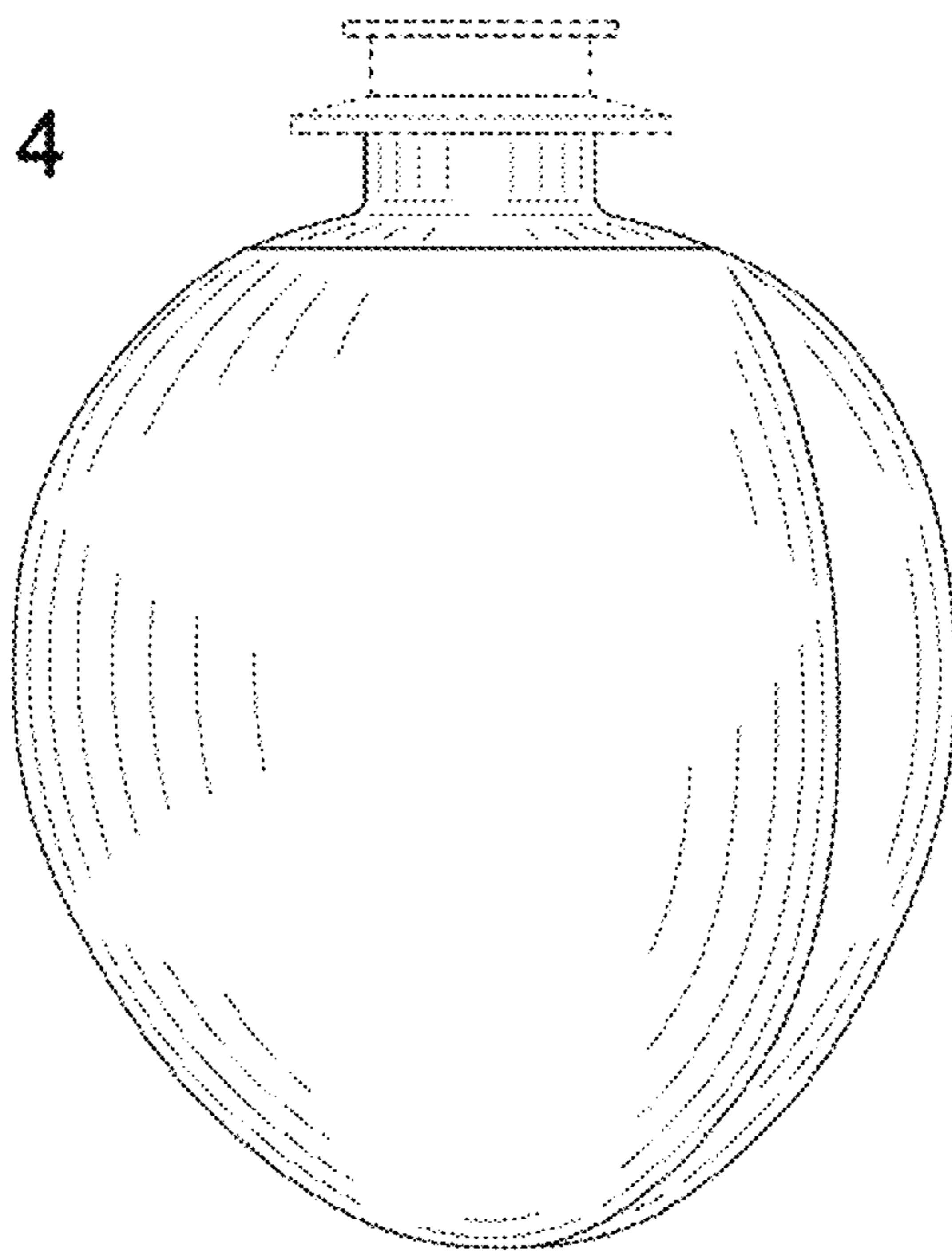


FIG. 5

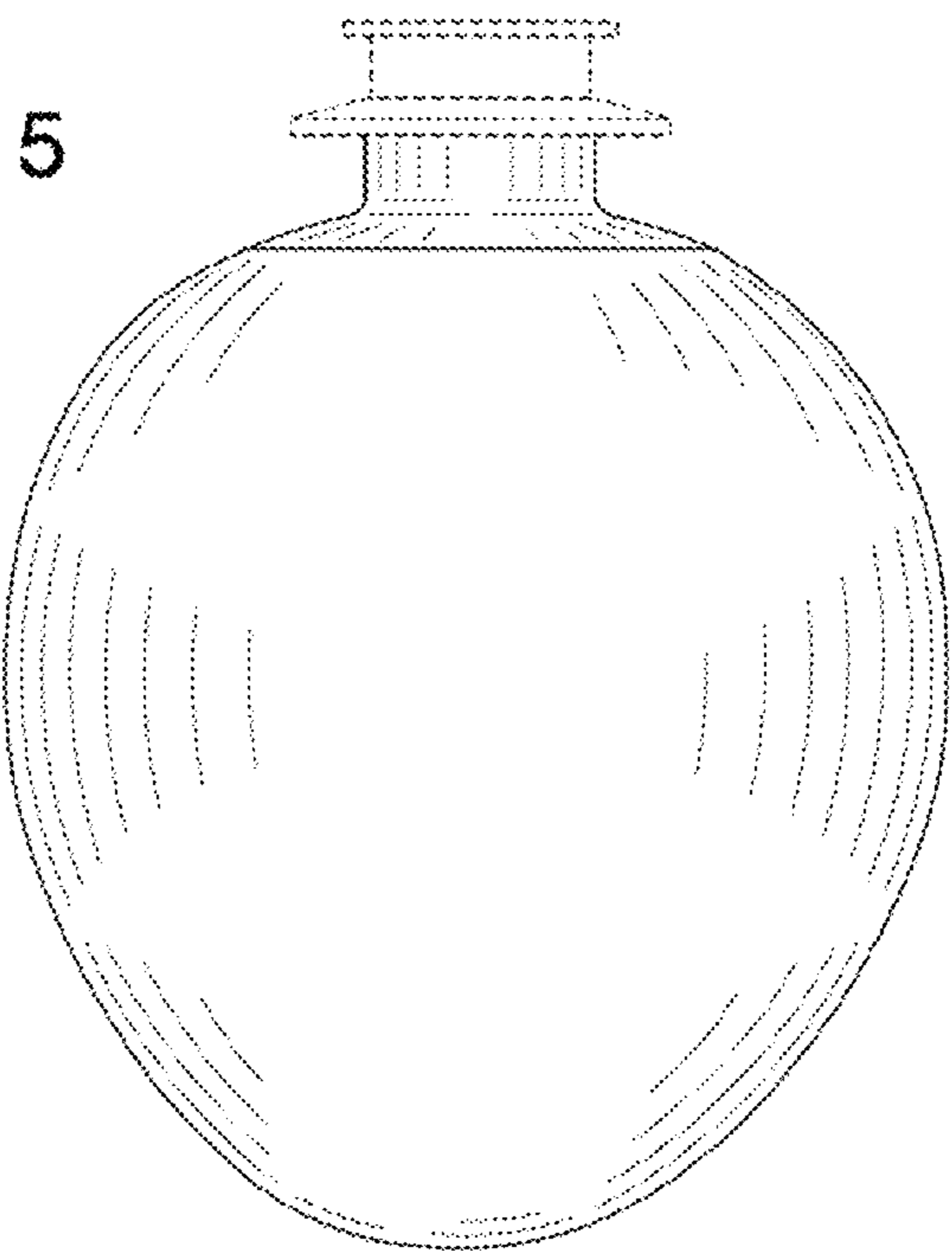


FIG. 6

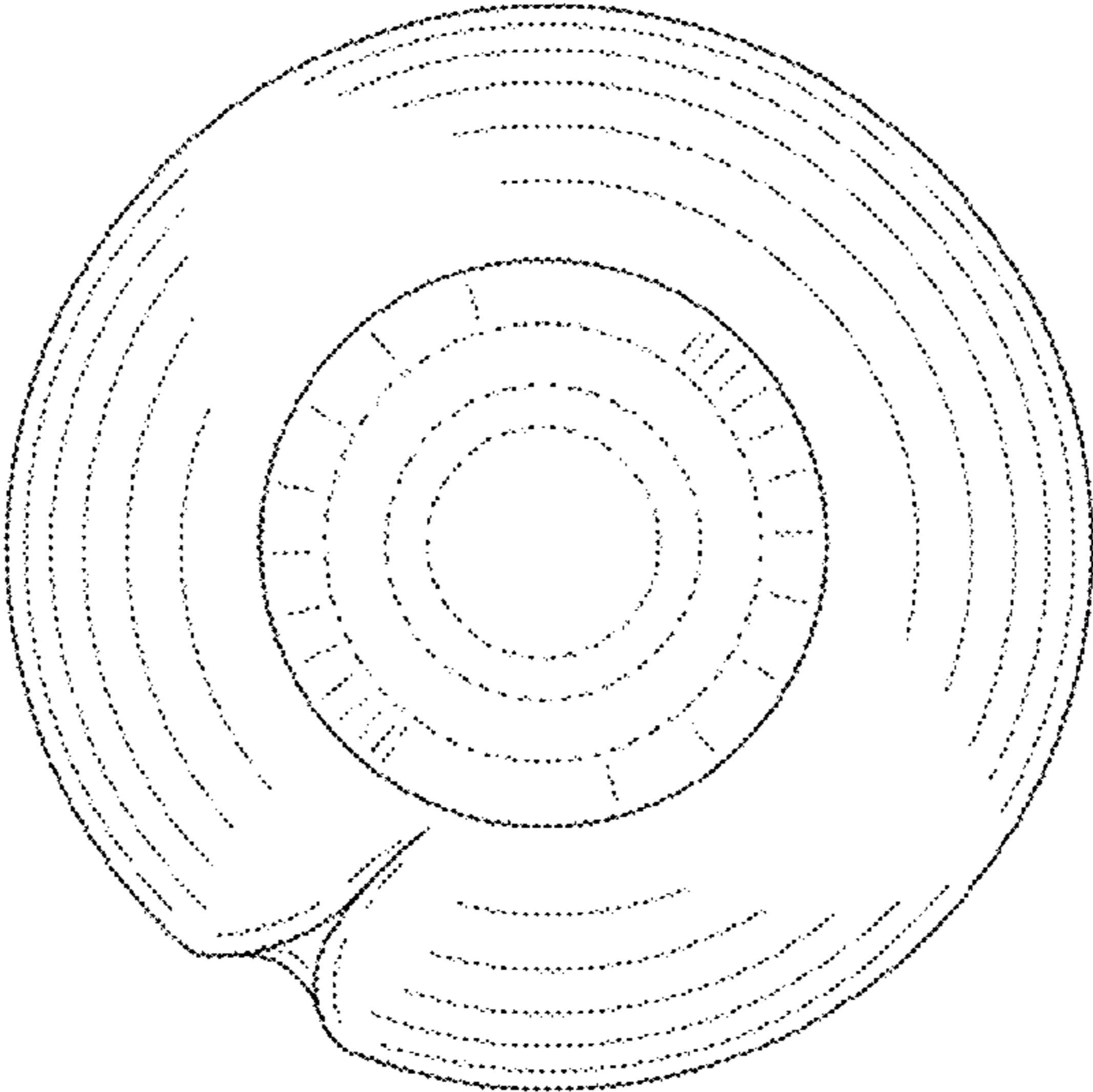


FIG. 7

