



US00D671395S

(12) **United States Design Patent**
Harwanko

(10) **Patent No.:** **US D671,395 S**

(45) **Date of Patent:** **** Nov. 27, 2012**

(54) **PAIR OF SHOWER ROD END CAPS**

(75) Inventor: **Jeffrey Harwanko**, Wilmington, DE (US)

(73) Assignee: **Zenith Products Corporation**, New Castle, DE (US)

(**) Term: **14 Years**

(21) Appl. No.: **29/422,283**

(22) Filed: **May 18, 2012**

Related U.S. Application Data

(62) Division of application No. 29/390,729, filed on Apr. 28, 2011.

(51) **LOC (9) Cl.** **08-05**

(52) **U.S. Cl.** **D8/376**

(58) **Field of Classification Search** D8/376-378;
D26/154; 428/28; 160/38-39
See application file for complete search history.

(56) **References Cited**

U.S. PATENT DOCUMENTS

D19,582 S *	1/1890	Lau	D8/378
1,675,111 A	6/1928	Kenney		
D119,576 S	3/1940	Kirsch		
2,383,104 A	8/1945	Allen		
2,778,030 A	1/1957	Goche		
3,107,361 A	10/1963	Glutting, Sr.		
3,864,760 A	2/1975	Bowen		
4,229,842 A	10/1980	Gilmore		
4,461,056 A	7/1984	Solinski		
4,754,504 A	7/1988	Cellini		
5,103,531 A	4/1992	Perrotta		
D347,784 S *	6/1994	Warshawsky	D8/378
D385,177 S	10/1997	Perry		

D397,928 S	9/1998	Wise
5,894,610 A	4/1999	Winter
D416,785 S	11/1999	Ming-Hsiao
D426,142 S	6/2000	Moore
6,216,287 B1	4/2001	Wise
6,263,523 B1	7/2001	Moore
D483,251 S	12/2003	Suero, Jr.
6,694,543 B2	2/2004	Moore
D498,663 S	11/2004	Moore
D544,786 S	6/2007	Barrese

* cited by examiner

Primary Examiner — Holly Baynham

(74) *Attorney, Agent, or Firm* — Panitch Schwarze Belisario & Nadel LLP

(57) **CLAIM**

The ornamental design for pair of shower rod end caps, as shown and described.

DESCRIPTION

FIG. 1 is a top perspective view of a pair of shower rod end caps in accordance with a preferred embodiment of my design;

FIG. 2 is a top plan view thereof;

FIG. 3 is a bottom plan view thereof;

FIG. 4 is a front elevational view thereof;

FIG. 5 is a rear elevation view thereof;

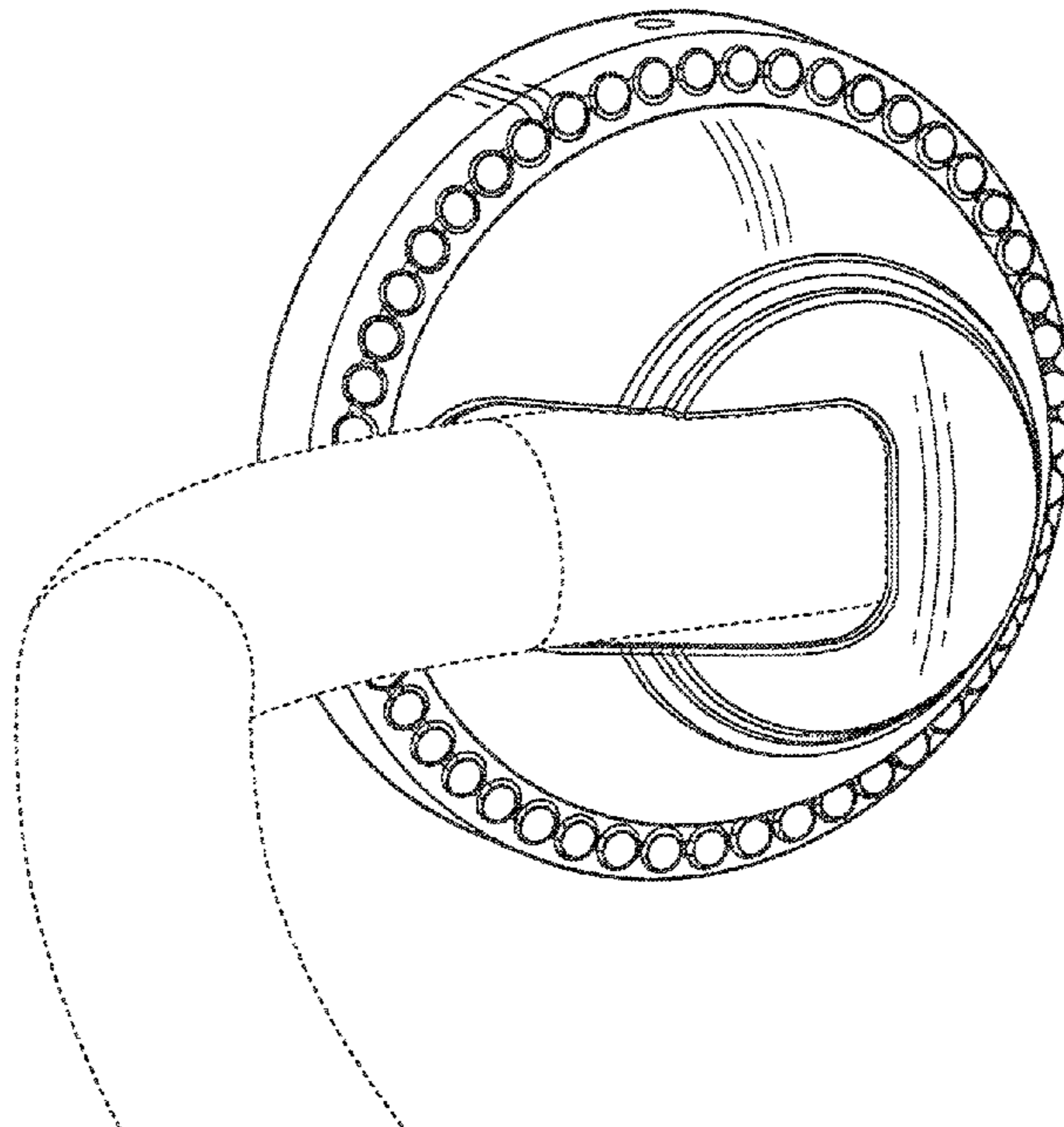
FIG. 6 is a left side elevational view thereof;

FIG. 7 is a right side elevational view thereof; and,

FIG. 8 is a greatly enlarged perspective view of one of the shower rod endcaps in accordance with the preferred embodiment of my design.

The broken lines showing a shower rod and the face of the end caps are for the purposes of illustrating environment and form no part of the claimed design.

1 Claim, 4 Drawing Sheets



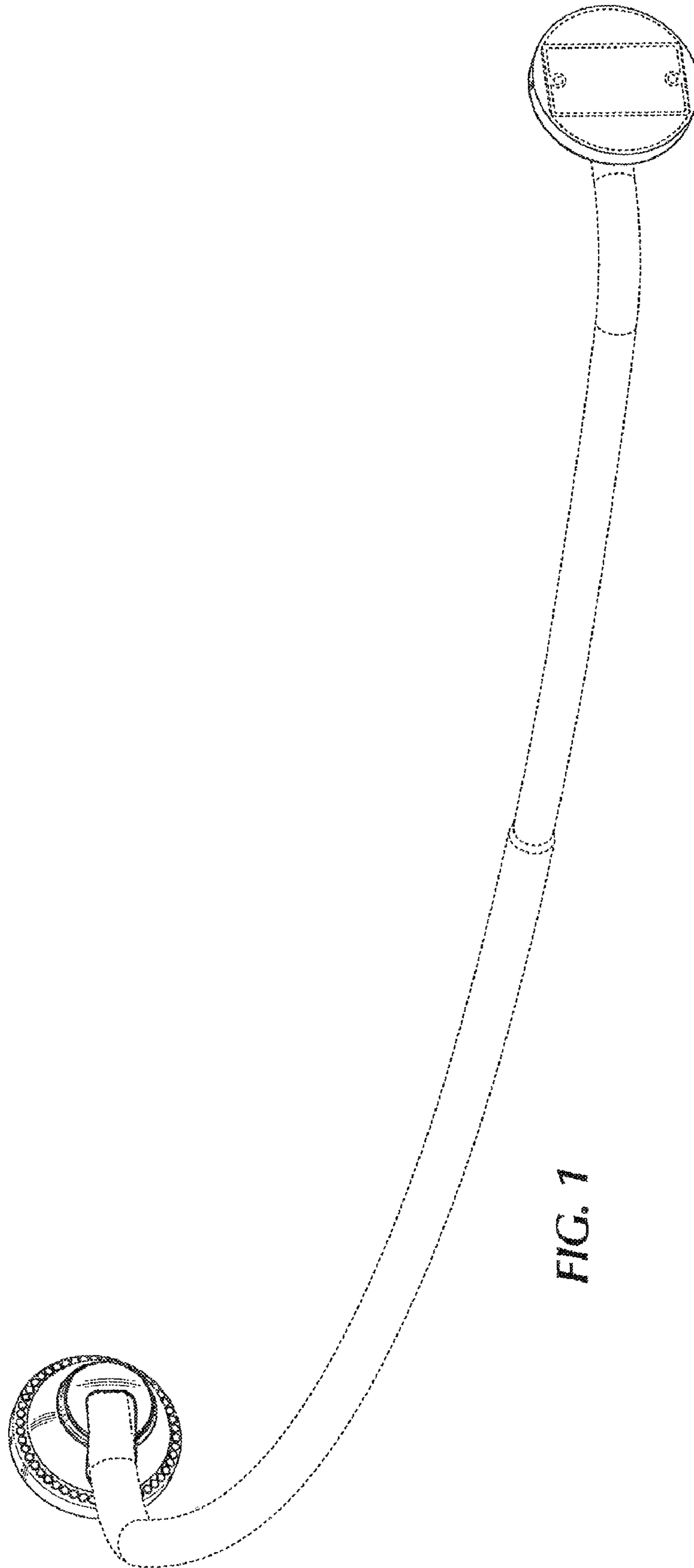
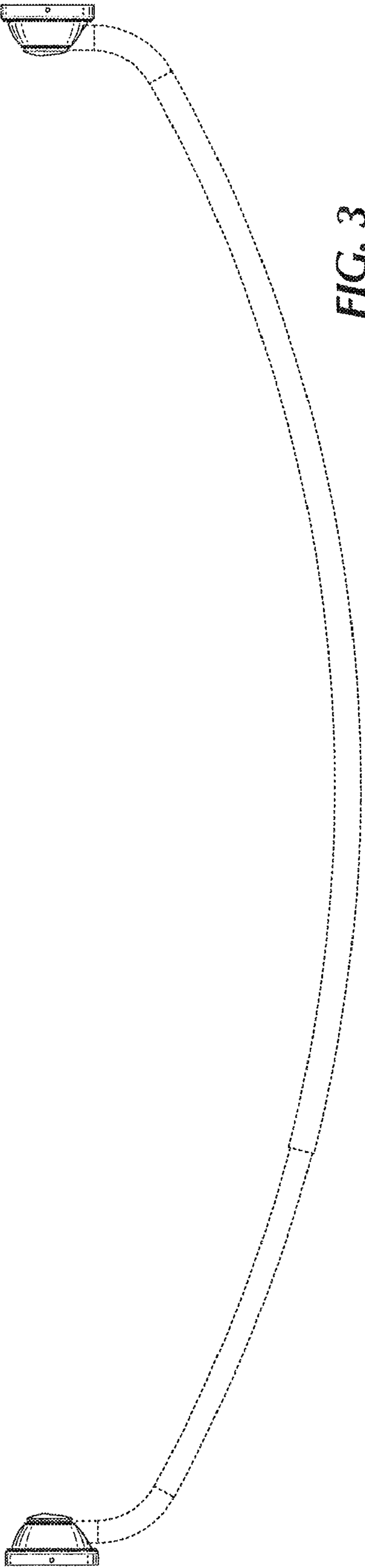
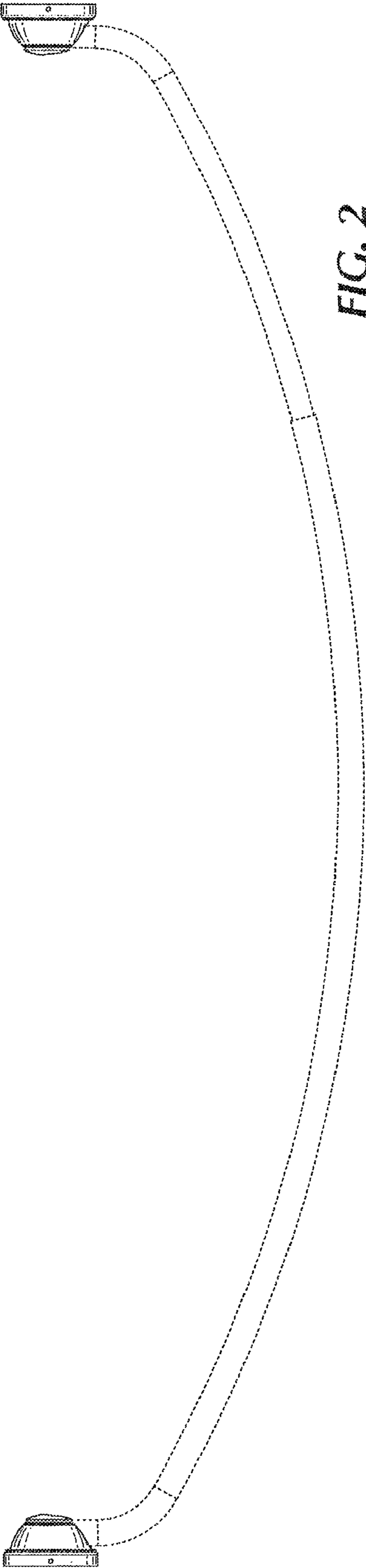


FIG. 1



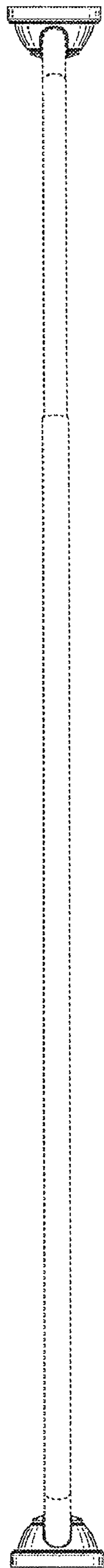


FIG. 4




FIG. 5




FIG. 7

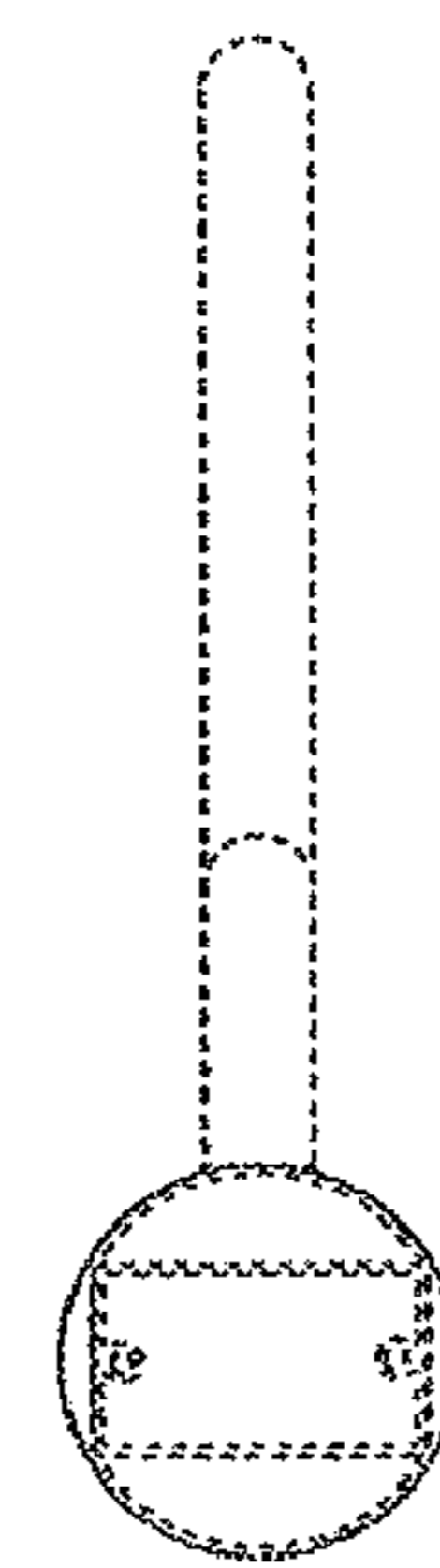


FIG. 6




FIG. 8