



US00D671378S

(12) **United States Design Patent**
Shamoon

(10) **Patent No.:** **US D671,378 S**

(45) **Date of Patent:** **** Nov. 27, 2012**

(54) **CUTTING BOARD**

(76) Inventor: **Ellis N. Shamoon**, Dallas, TX (US)

(**) Term: **14 Years**

(21) Appl. No.: **29/428,922**

(22) Filed: **Aug. 6, 2012**

(51) **LOC (9) Cl.** **07-04**

(52) **U.S. Cl.** **D7/698**

(58) **Field of Classification Search** D7/359,
D7/368, 392.1, 409-412, 544, 550.1, 552.1,
D7/553.1, 554.3-554.4, 555, 586, 637-638,
D7/698-699; D9/645; 99/357, 449-450;
269/13, 15-16, 289 R, 302.1, 575

See application file for complete search history.

(56) **References Cited**

U.S. PATENT DOCUMENTS

D125,264 S *	2/1941	Dreitzer	D7/544
D251,534 S *	4/1979	Lutzker	D7/699
D437,186 S *	2/2001	Asner	D7/544
D454,061 S *	3/2002	Davis	D9/645
D510,001 S *	9/2005	Farmer et al.	D7/699
D553,452 S *	10/2007	Shamoon	D7/698
D577,268 S *	9/2008	Shamoon	D7/698

D615,815 S *	5/2010	Zemel	D7/409
D615,827 S *	5/2010	Shamoon	D7/699
D615,828 S *	5/2010	Shamoon	D7/699
D615,830 S *	5/2010	Shamoon	D7/699
D616,264 S *	5/2010	Shamoon	D7/699
D645,310 S *	9/2011	Shamoon	D7/698

* cited by examiner

Primary Examiner — Ricky Pham

(74) *Attorney, Agent, or Firm* — Daniel V. Thompson

(57) **CLAIM**

The ornamental design for a cutting board, as shown and described.

DESCRIPTION

FIG. 1 is a front-facing perspective view of the cutting board showing my new design;

FIG. 2 is a top plan view thereof;

FIG. 3 is a bottom plan view thereof;

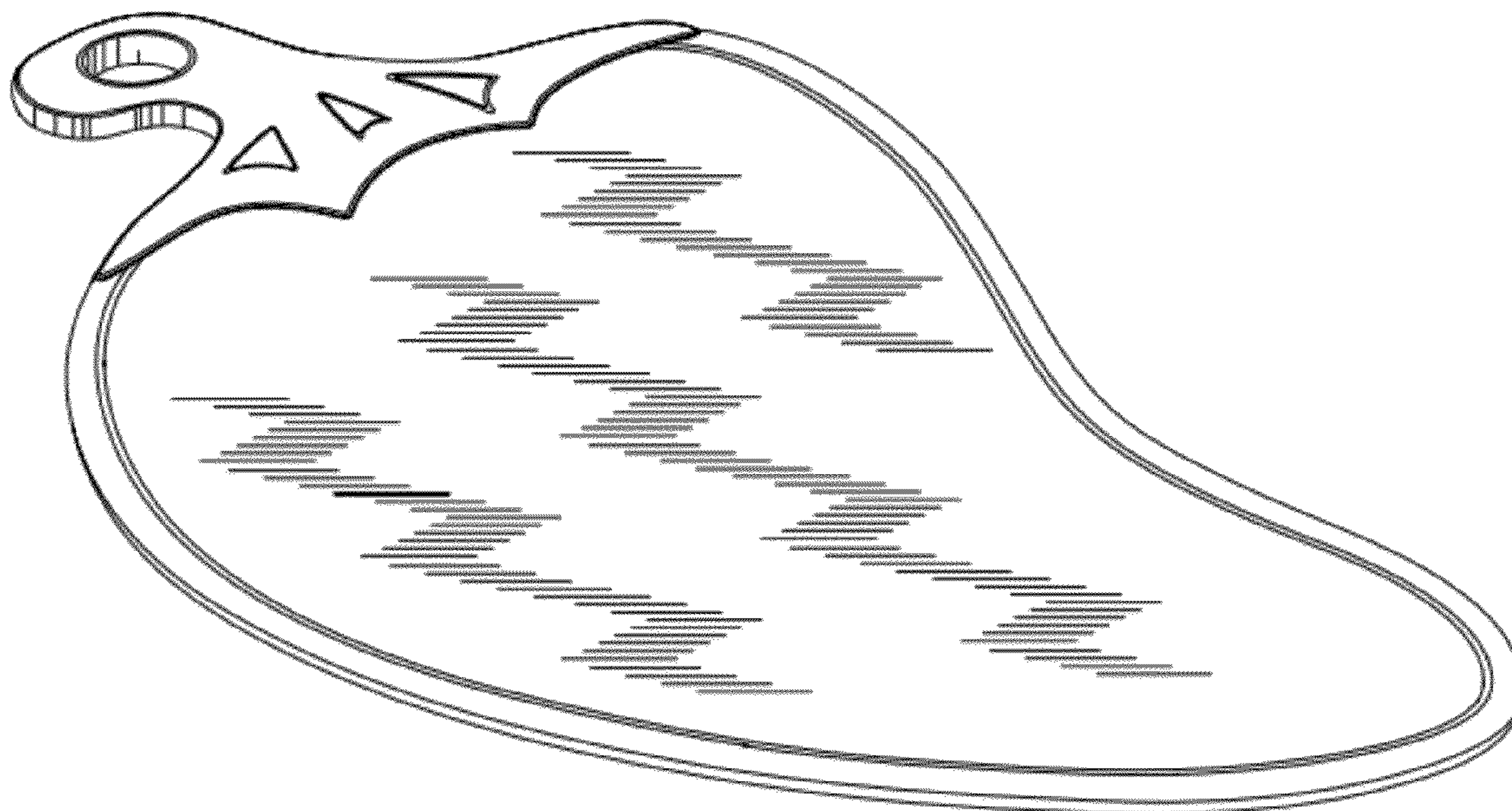
FIG. 4 is a left-side elevational view thereof;

FIG. 5 is a right-side elevational view thereof;

FIG. 6 is a front-side elevational view thereof; and,

FIG. 7 is a back-side elevational view thereof.

1 Claim, 5 Drawing Sheets



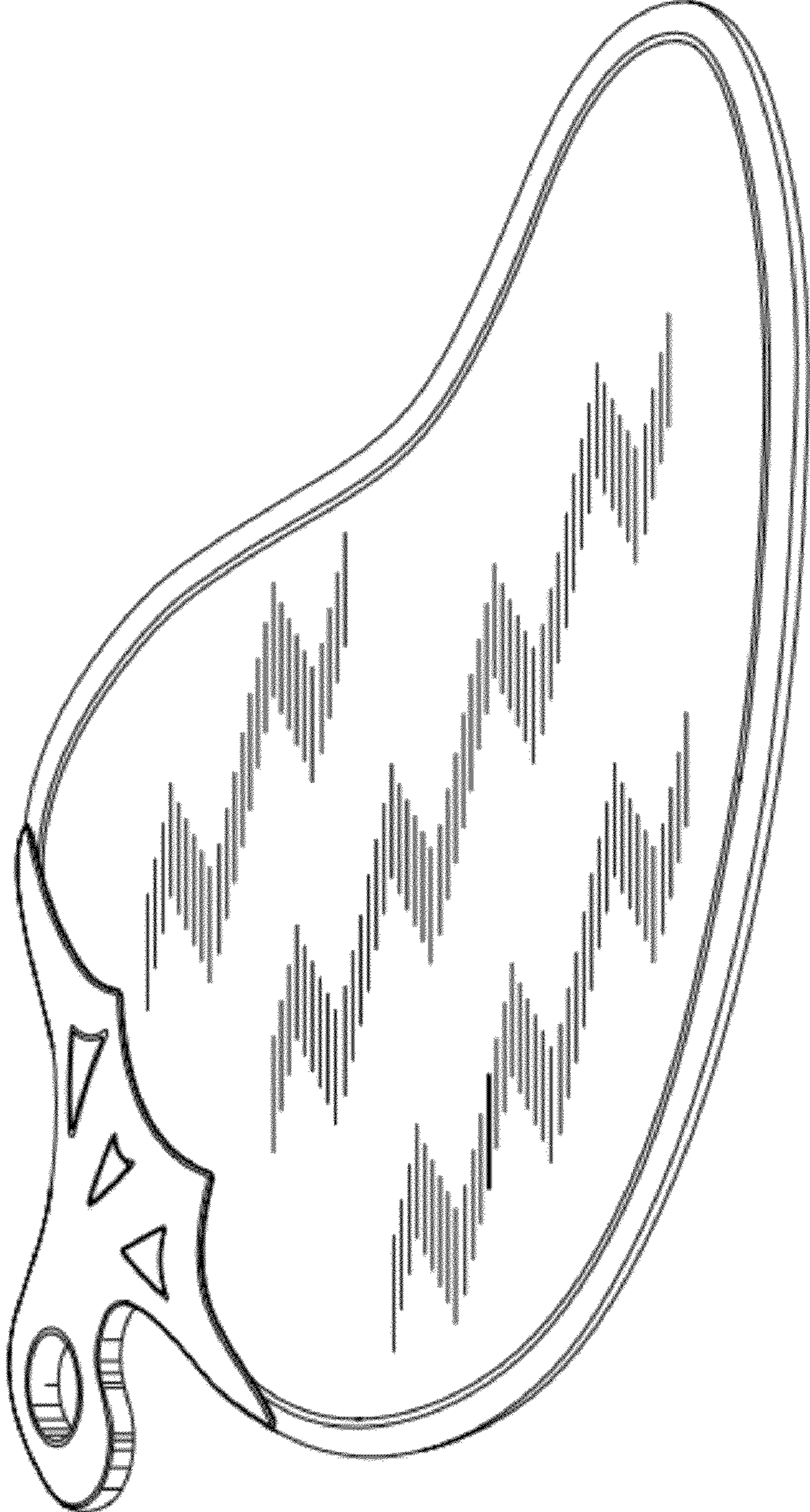


Fig. 1

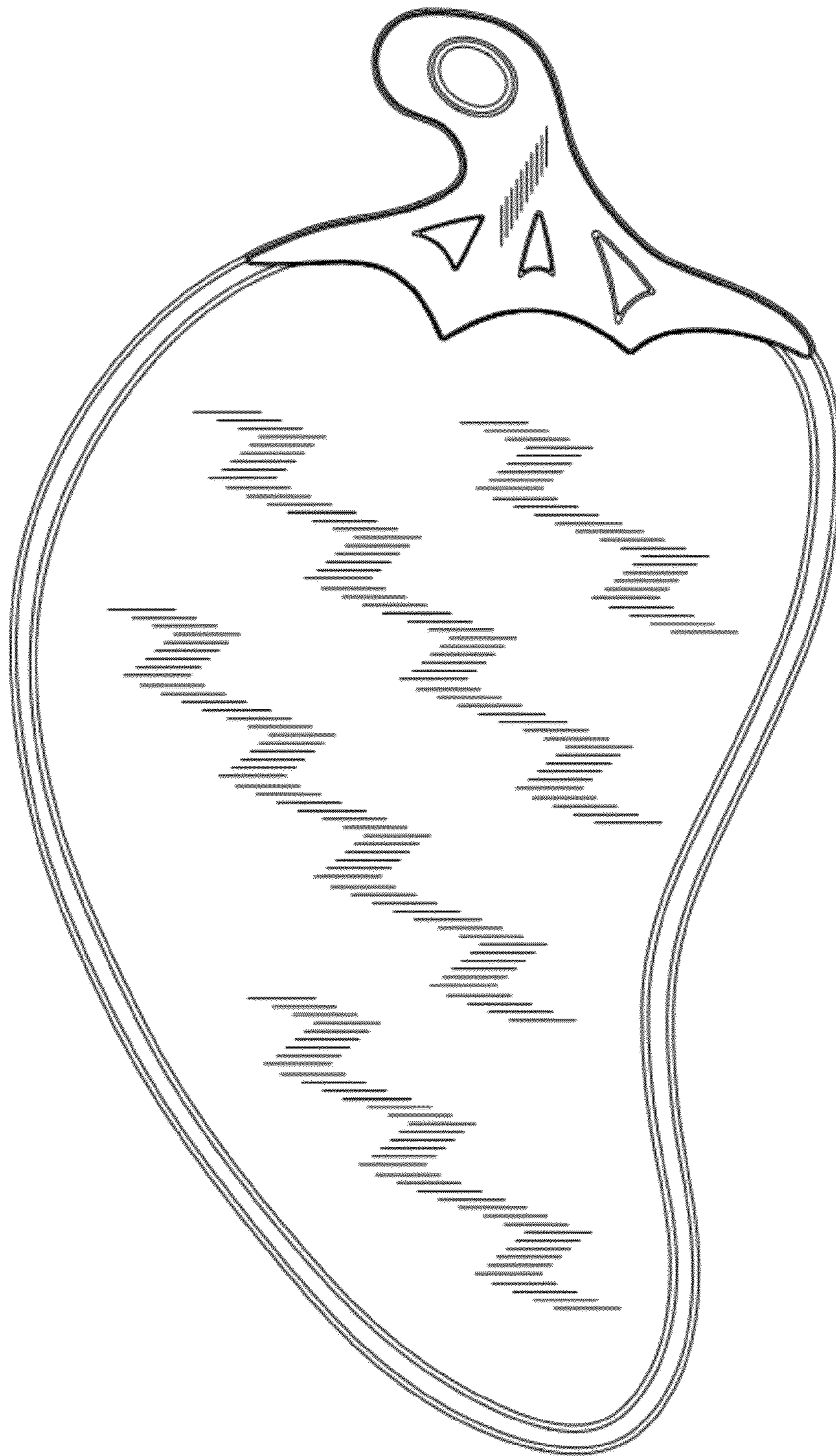


Fig. 2

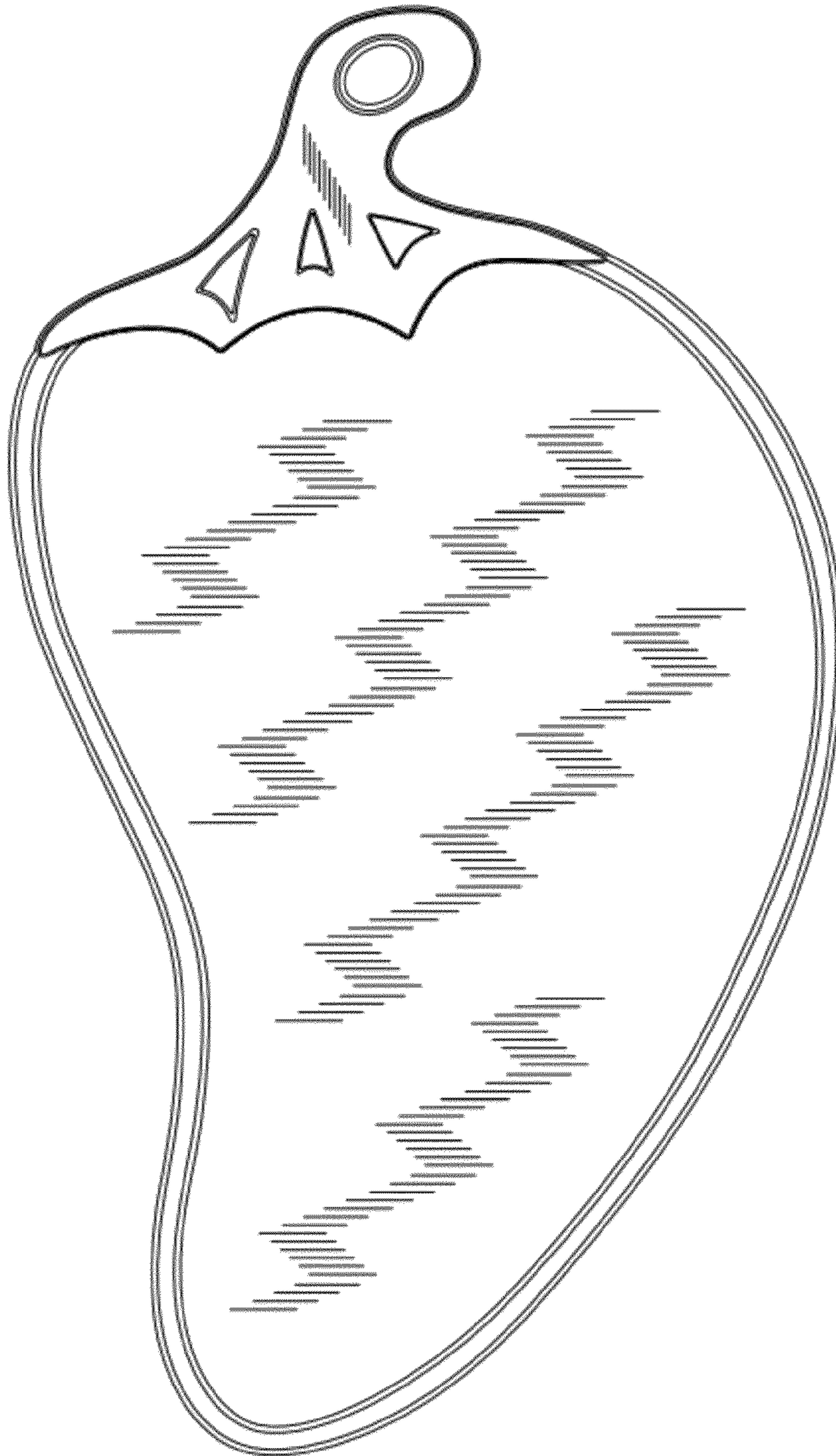


Fig. 3



Fig. 4




Fig. 5



Fig. 6

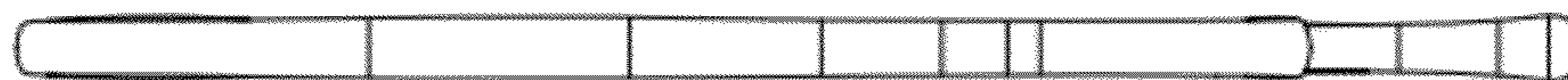


Fig. 7