



US00D671376S

(12) **United States Design Patent**  
**Reiser**

(10) **Patent No.:** **US D671,376 S**  
(45) **Date of Patent:** **\*\* Nov. 27, 2012**

(54) **BATTER SEPARATOR**

(76) Inventor: **Robert S. Reiser**, Hilliard, OH (US)

(\*\*) Term: **14 Years**

(21) Appl. No.: **29/388,837**

(22) Filed: **Apr. 1, 2011**

(51) **LOC (9) Cl.** ..... **07-04**

(52) **U.S. Cl.** ..... **D7/669**

(58) **Field of Classification Search** ..... D7/669,  
D7/368, 409; 126/373.1; 426/523; 425/289;  
220/533; 249/117, 171, 203, 128-132, DIG. 1;  
99/422, 426, DIG. 15

See application file for complete search history.

(56) **References Cited**

**U.S. PATENT DOCUMENTS**

2,081,078	A *	5/1937	Watson	.....	126/373.1
2,327,988	A *	8/1943	Bassett	.....	249/131
4,040,539	A *	8/1977	Patterson	.....	220/526
5,074,777	A *	12/1991	Garner	.....	425/289

5,446,965	A *	9/1995	Makridis	.....	30/315
6,287,619	B1 *	9/2001	Khan	.....	426/523
D593,363	S *	6/2009	Collinson	.....	D7/409
7,654,195	B2 *	2/2010	Morito et al.	.....	99/450.7
8,197,116	B2 *	6/2012	Klein	.....	220/533

\* cited by examiner

*Primary Examiner* — Terry Wallace

(74) *Attorney, Agent, or Firm* — Ronald J. Koch

(57) **CLAIM**

The ornamental design for a batter separator, as shown and described.

**DESCRIPTION**

FIG. 1 depicts a front view.

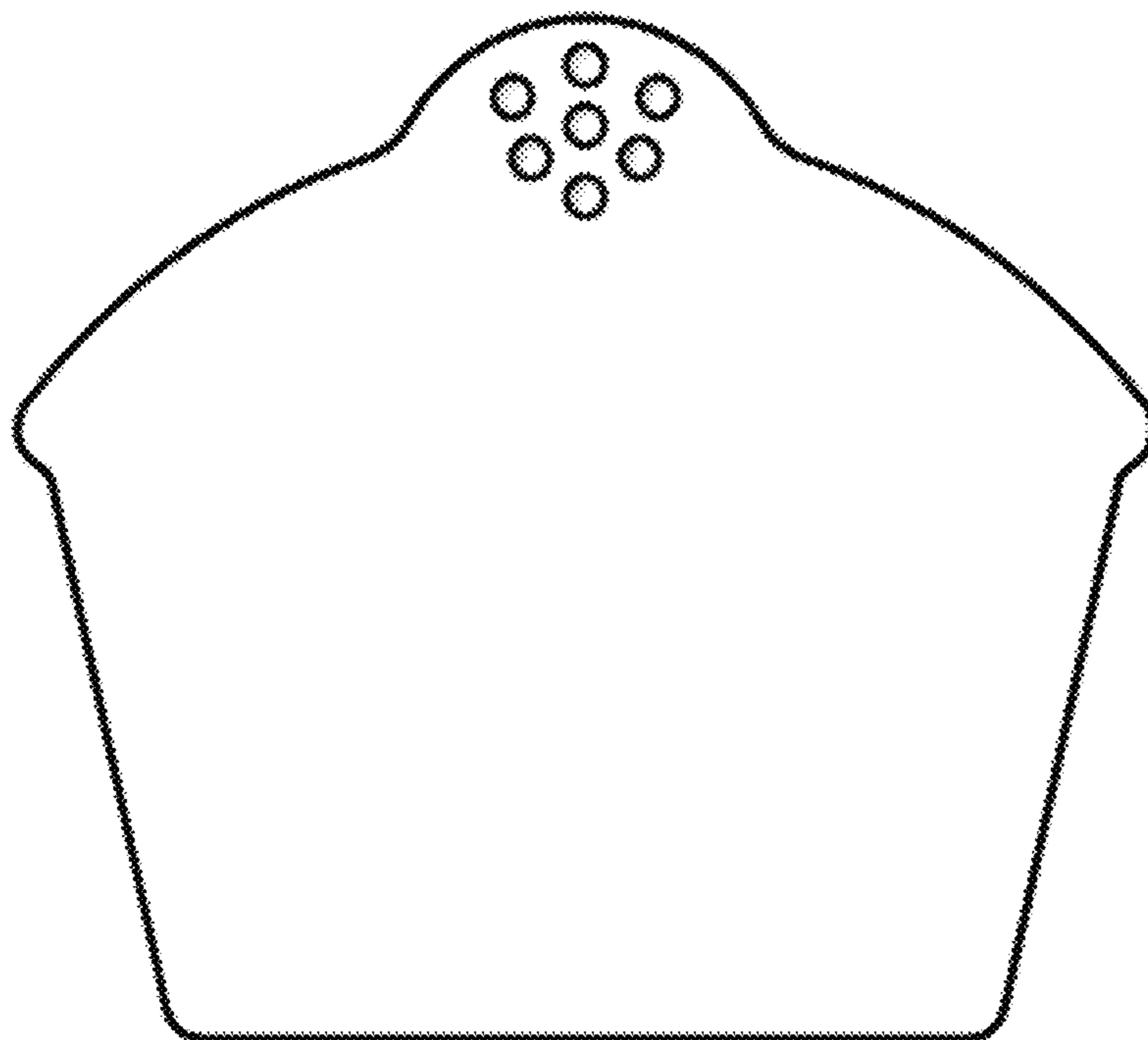
FIG. 2 depicts a rear view.

FIG. 3 depicts a side view with the front facing leftward; and,

FIG. 4 depicts a top view with the front facing downward.

An essentially planar body member having a distinctive outline.

**1 Claim, 4 Drawing Sheets**



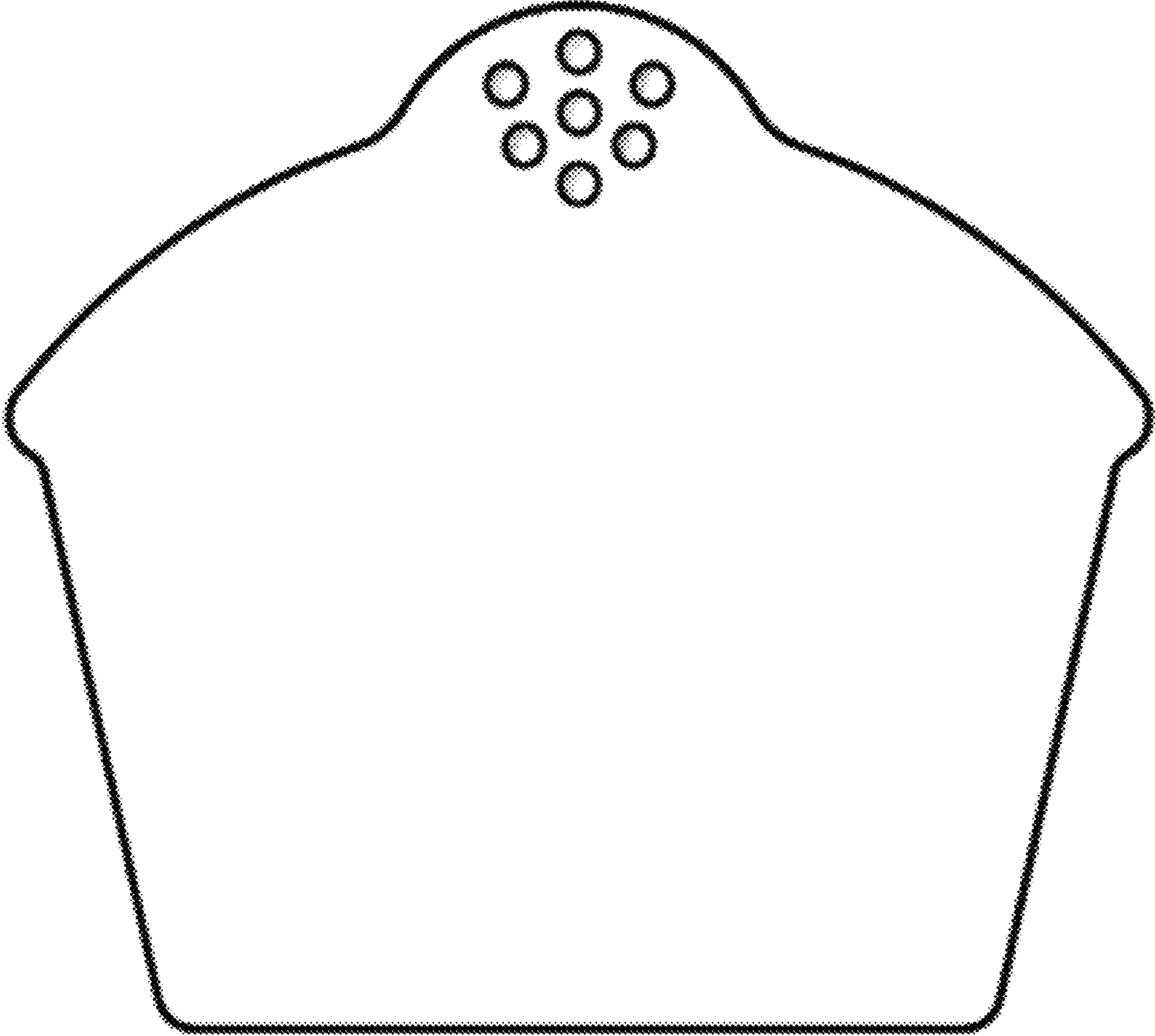


FIG. 1

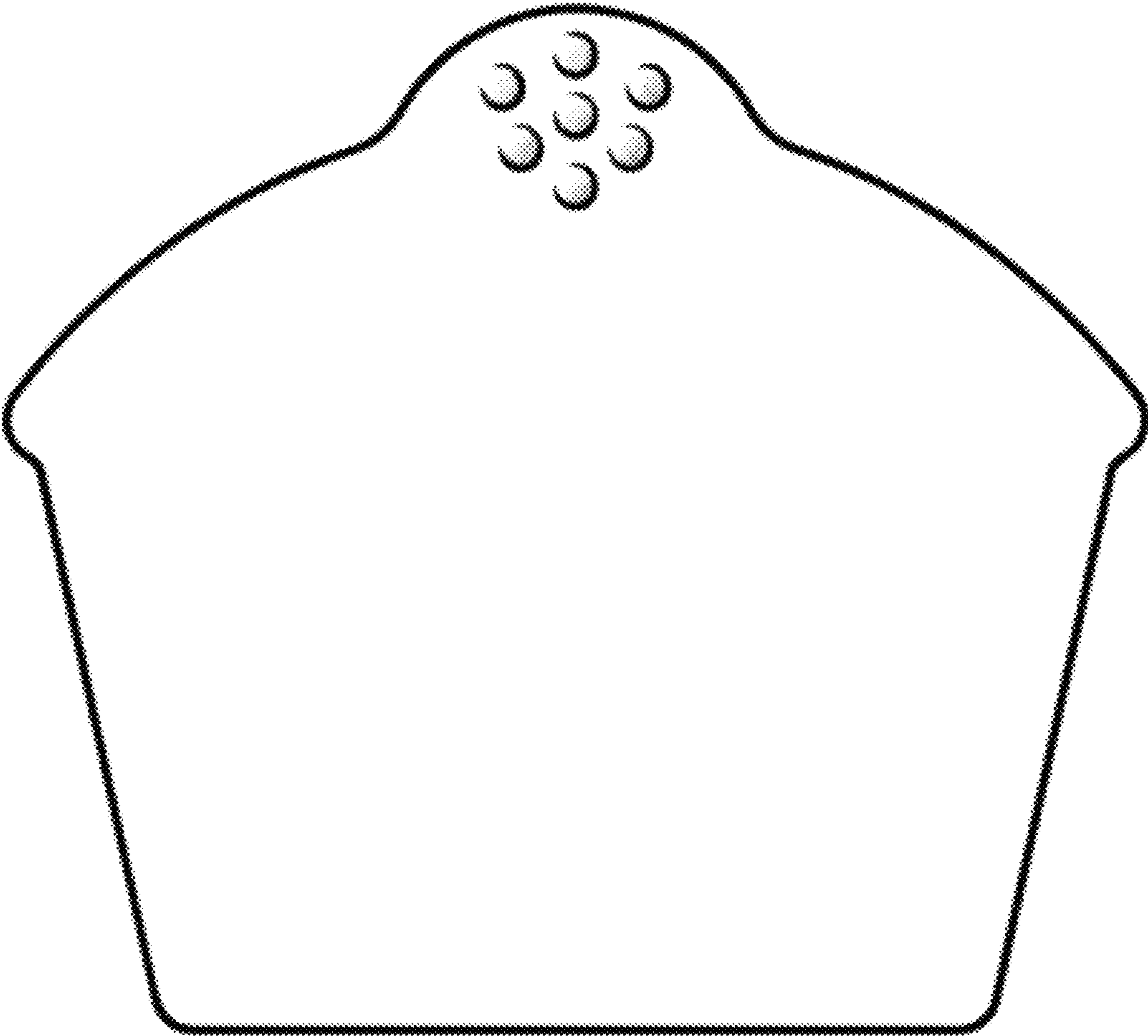


FIG. 2




FIG. 3



FIG. 4