

US00D671372S

(12) **United States Design Patent**  
**Zou**

(10) **Patent No.:** **US D671,372 S**  
(45) **Date of Patent:** **\*\* Nov. 27, 2012**

- (54) **FOLD-ABLE CONTAINER**
- (76) Inventor: **Cindy Zou**, Clearwater, FL (US)
- (\*\*) Term: **14 Years**
- (21) Appl. No.: **29/373,841**
- (22) Filed: **May 27, 2011**

6,705,110 B1 \* 3/2004 Worsham ..... 62/457.4  
 D574,668 S \* 8/2008 Kelly ..... D7/608  
 7,735,334 B2 \* 6/2010 Johnson ..... 62/457.4  
 2006/0191284 A1 \* 8/2006 Fuller ..... 62/389  
 2008/0223862 A1 \* 9/2008 Vanderberg et al. .... 220/592.03  
 \* cited by examiner

*Primary Examiner* — Terry Wallace  
 (74) *Attorney, Agent, or Firm* — Edward P Dutkiewicz

**Related U.S. Application Data**

- (63) Continuation-in-part of application No. 29/372,461, filed on Nov. 23, 2010, now Pat. No. Des. 639,612.
- (51) **LOC (9) Cl.** ..... **07-01**
- (52) **U.S. Cl.** ..... **D7/608**
- (58) **Field of Classification Search** ..... D7/603–608, D7/629; 62/457.1–457.2, 371, 372, 458, 62/463, 389; 220/915.1, 915.2, 592.2, 592.03; D22/136; D6/351; 297/188.08, 188.09, 297/188.12, 129  
 See application file for complete search history.

(57) **CLAIM**  
 The ornamental design for a fold-able container, as shown and described.

**DESCRIPTION**


FIG. 1 is a front elevational view of my fold-able container, note the strap is connected to the strap rings. A logo is shown in phantom.  
 FIG. 2 is a rear elevational view of my fold-able container, with strap in place.  
 FIG. 3 is a right side elevational view of my fold-able container. Note the strap is attached to the D ring.  
 FIG. 4 is a left side elevational view of my fold-able container. Note that the strap is detached, and the flap covers the D ring.  
 FIG. 5 is a top plan view of my fold-able container. Note that the roundly configured top obscures the side planar panels of the fold-able structure. The strap is shown in place; and,  
 FIG. 6 is a bottom plan view of my fold-able container. The strap attachments are visible, and the rounded top is visible, along with the planar sides and the flaps.

(56) **References Cited**

**U.S. PATENT DOCUMENTS**

- 2,919,169 A \* 12/1959 Jackson ..... 312/235.2
- 3,751,845 A \* 8/1973 van Leeuwen ..... 43/56
- 4,295,680 A \* 10/1981 Grasso ..... 297/188.09
- 4,379,587 A \* 4/1983 Duncan ..... 297/188.09
- D347,553 S \* 6/1994 Schneider ..... D7/607
- 5,938,276 A \* 8/1999 Munoz et al. .... 297/188.12
- D425,374 S \* 5/2000 Besser et al. .... D7/608

**1 Claim, 3 Drawing Sheets**






FIG. 1




FIG. 2

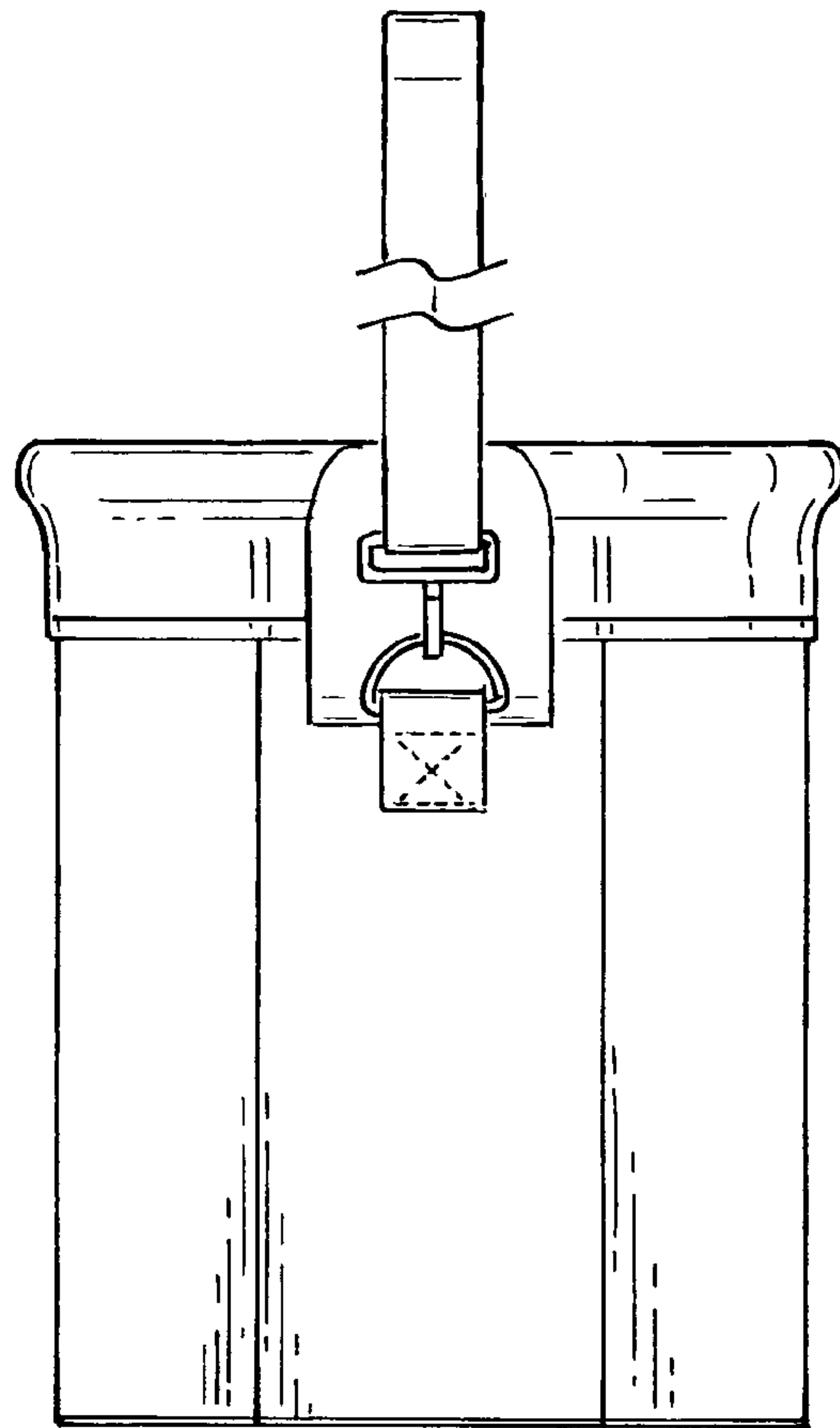


FIG. 3

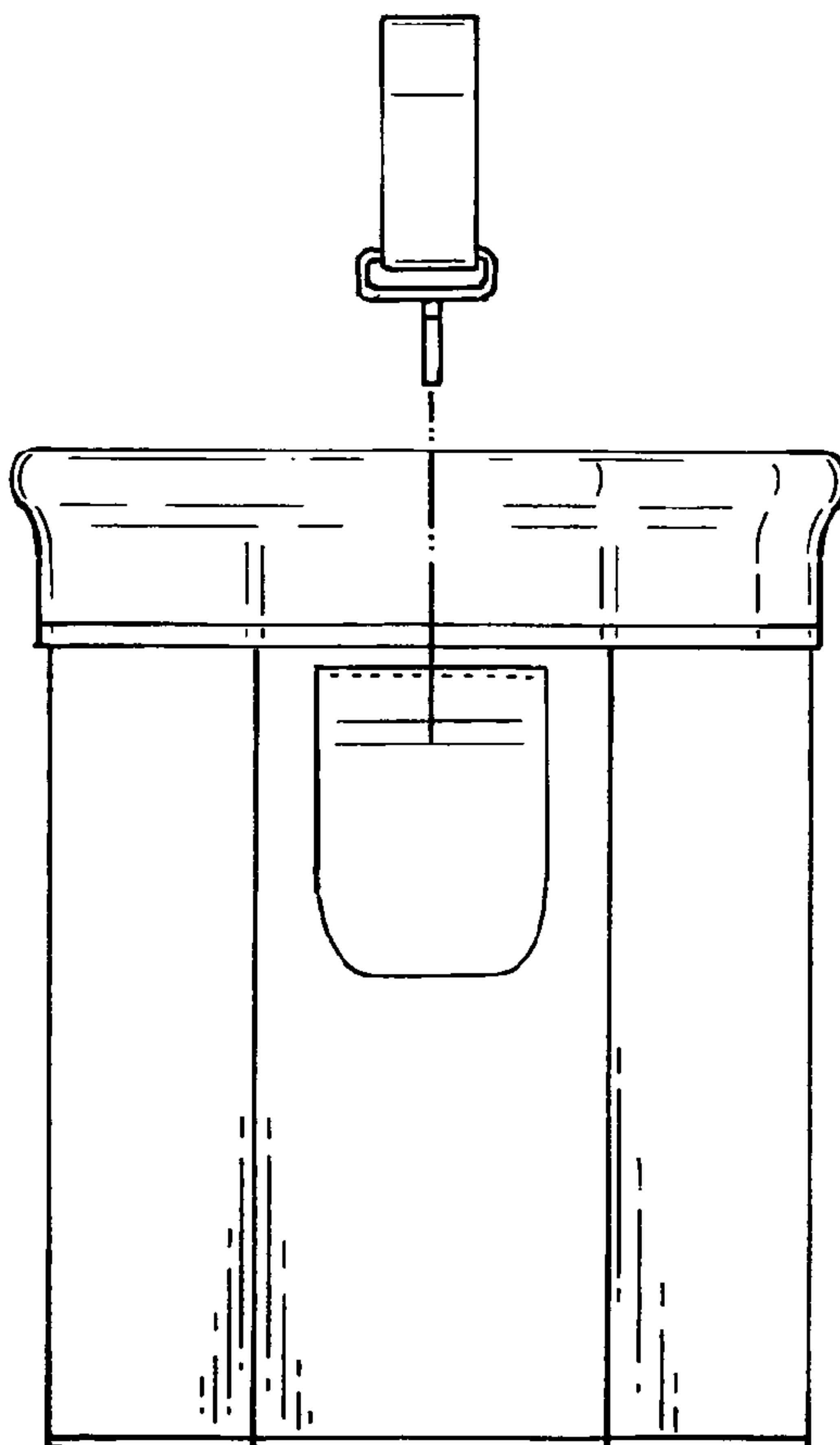


FIG. 4

FIG. 5

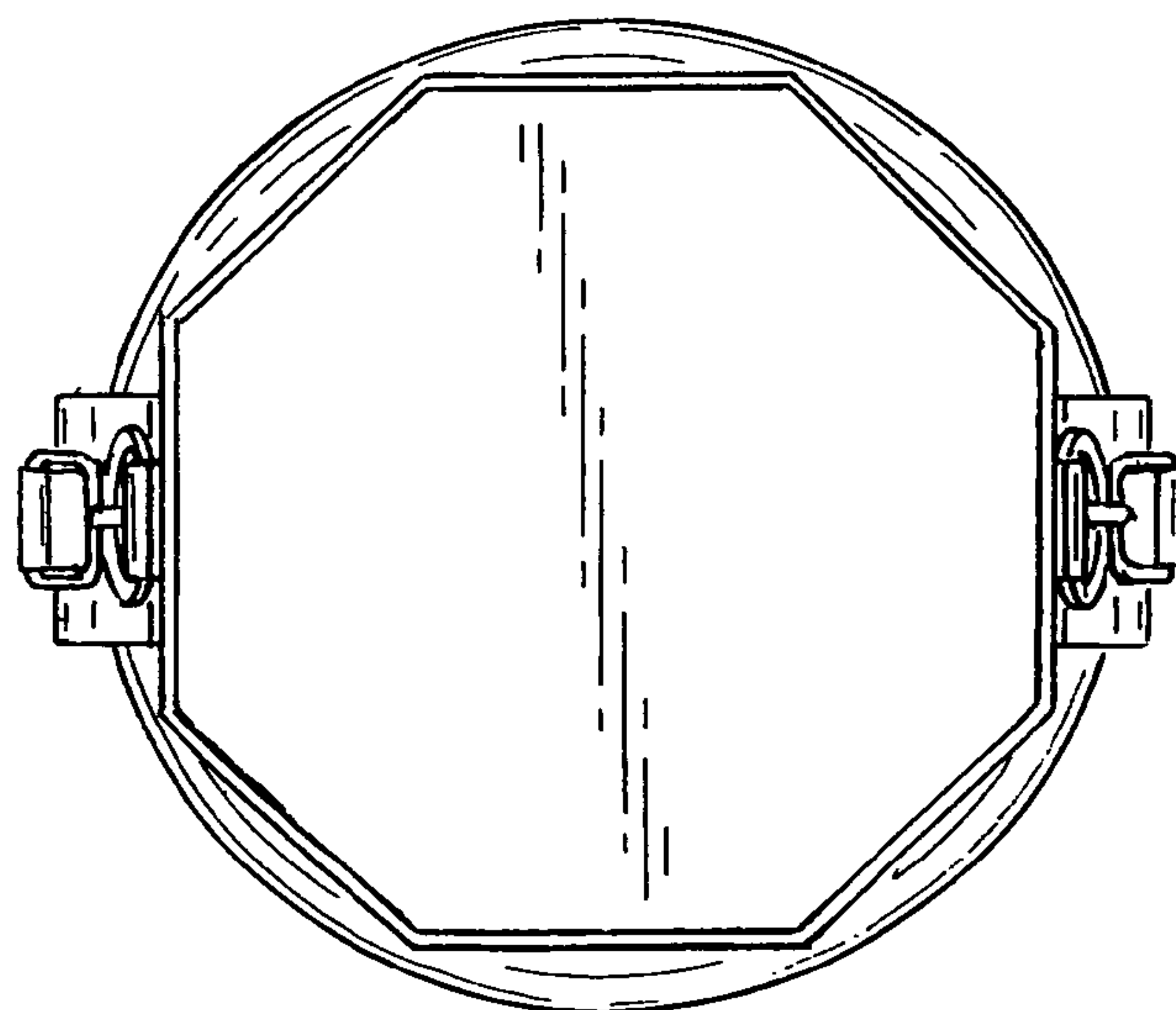
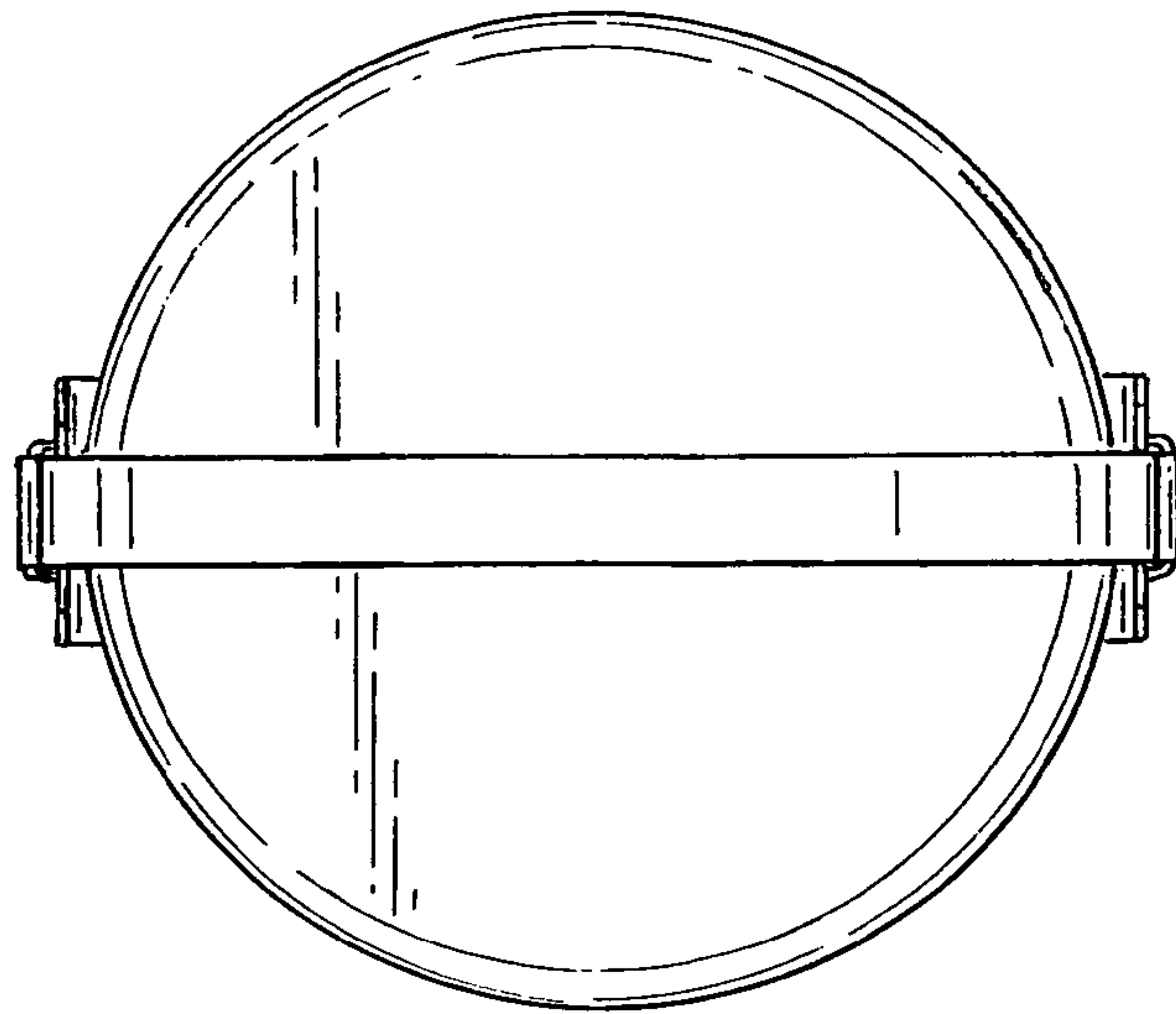


FIG. 6