



US00D671370S

(12) **United States Design Patent**
Goodman et al.

(10) **Patent No.:** **US D671,370 S**

(45) **Date of Patent:** **** Nov. 27, 2012**

(54) **BANANA HOLDER**

(75) Inventors: **Sheldon H. Goodman**, Solon, OH (US);
Phaysouk Xayoiphonh, Akron, OH
(US); **Elizabeth Cho**, Evanston, IL (US)

(73) Assignee: **Spectrum Diversified Designs, Inc.**,
Streetsboro, OH (US)

(**) Term: **14 Years**

(21) Appl. No.: **29/422,613**

(22) Filed: **May 22, 2012**

(51) **LOC (9) Cl.** **07-06**

(52) **U.S. Cl.** **D7/601**

(58) **Field of Classification Search** D7/601,
D7/600.1–600.4, 704, 409, 584–587, 500;
D3/304, 306; D19/76; D6/525, 566, 567,
D6/572, 574, 511, 537, 540, 403, 513, 556;
211/181.1, 13.1, 41.3, 41.4, 860.1, 88.01,
211/85.4; 220/574–575; 248/116, 121, 125.1,
248/175, 176.1

See application file for complete search history.

(56) **References Cited**

U.S. PATENT DOCUMENTS

D274,880 S *	7/1984	Bentson	D7/409
D339,266 S *	9/1993	Lockett	D7/409
D405,289 S *	2/1999	Rosenberg	D6/403
D446,688 S *	8/2001	Vanello	D7/601
D533,750 S *	12/2006	Goodman et al.	D7/601
D538,109 S *	3/2007	Goodman et al.	D7/601

D567,030 S *	4/2008	Goodman et al.	D7/601
D569,691 S *	5/2008	Goodman et al.	D7/601
D578,762 S *	10/2008	Smith et al.	D6/566
D589,304 S *	3/2009	Goodman et al.	D7/601
D589,755 S *	4/2009	Goodman et al.	D7/601
D591,561 S *	5/2009	Goodman et al.	D7/601
D608,598 S *	1/2010	Goodman et al.	D7/601
D608,599 S *	1/2010	Goodman et al.	D7/601
D613,559 S *	4/2010	Goodman et al.	D7/601
D616,252 S *	5/2010	Goodman et al.	D7/601
D616,253 S *	5/2010	Goodman et al.	D7/601
D616,254 S *	5/2010	Goodman et al.	D7/601
D620,711 S *	8/2010	Hertaus	D3/306

* cited by examiner

Primary Examiner — Terry Wallace

(74) *Attorney, Agent, or Firm* — Pearne & Gordon LLP

(57) **CLAIM**

The ornamental design for a banana holder, as shown and described.

DESCRIPTION

FIG. 1 is a perspective view of a banana holder showing our new design;

FIG. 2 is a front elevational view thereof;

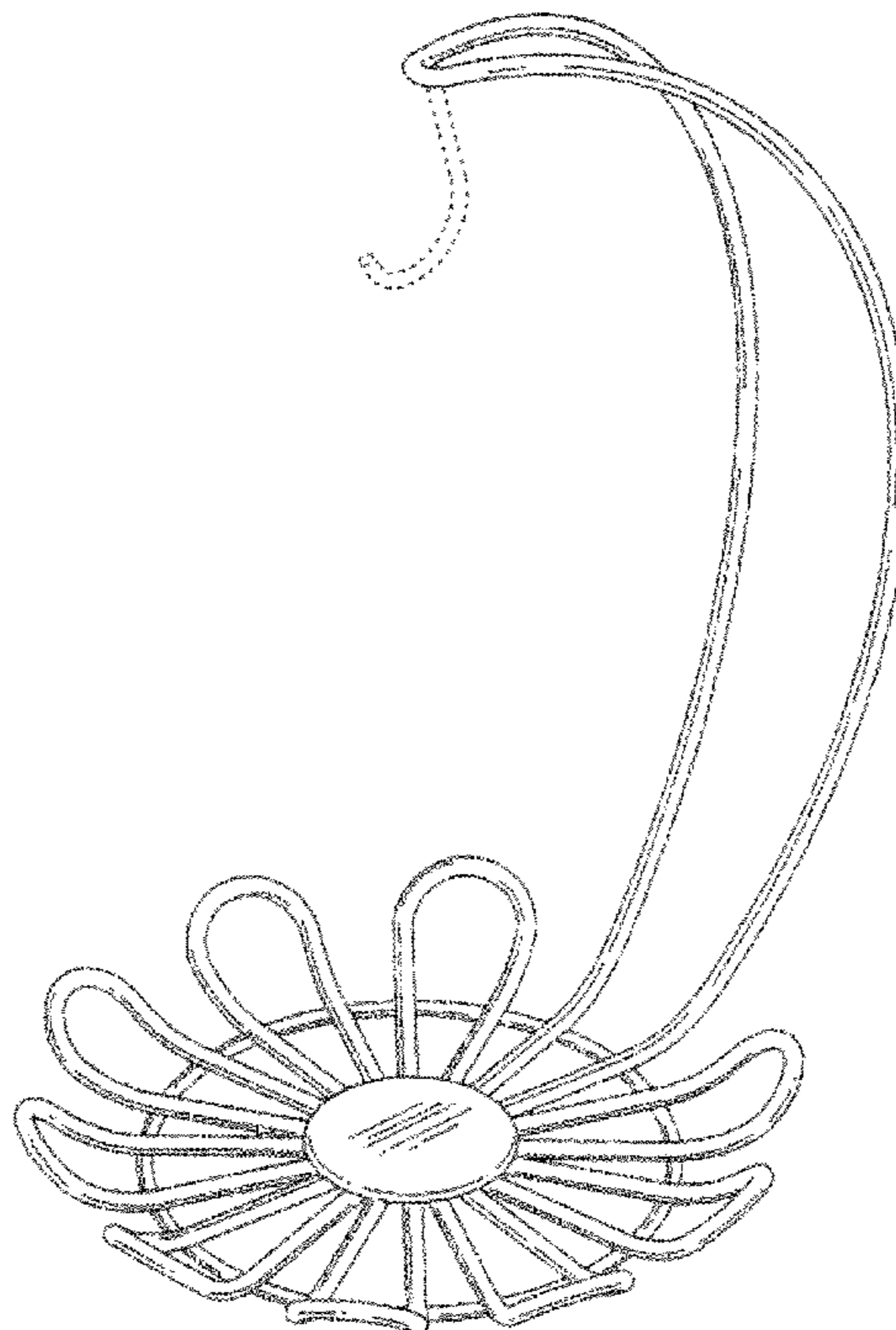
FIG. 3 is a side elevational view thereof;

FIG. 4 is a top plan view thereof; and,

FIG. 5 is a bottom plan view thereof.

The dotted-line showing in the drawings illustrates environmental matter and forms no part of the claimed design.

1 Claim, 3 Drawing Sheets



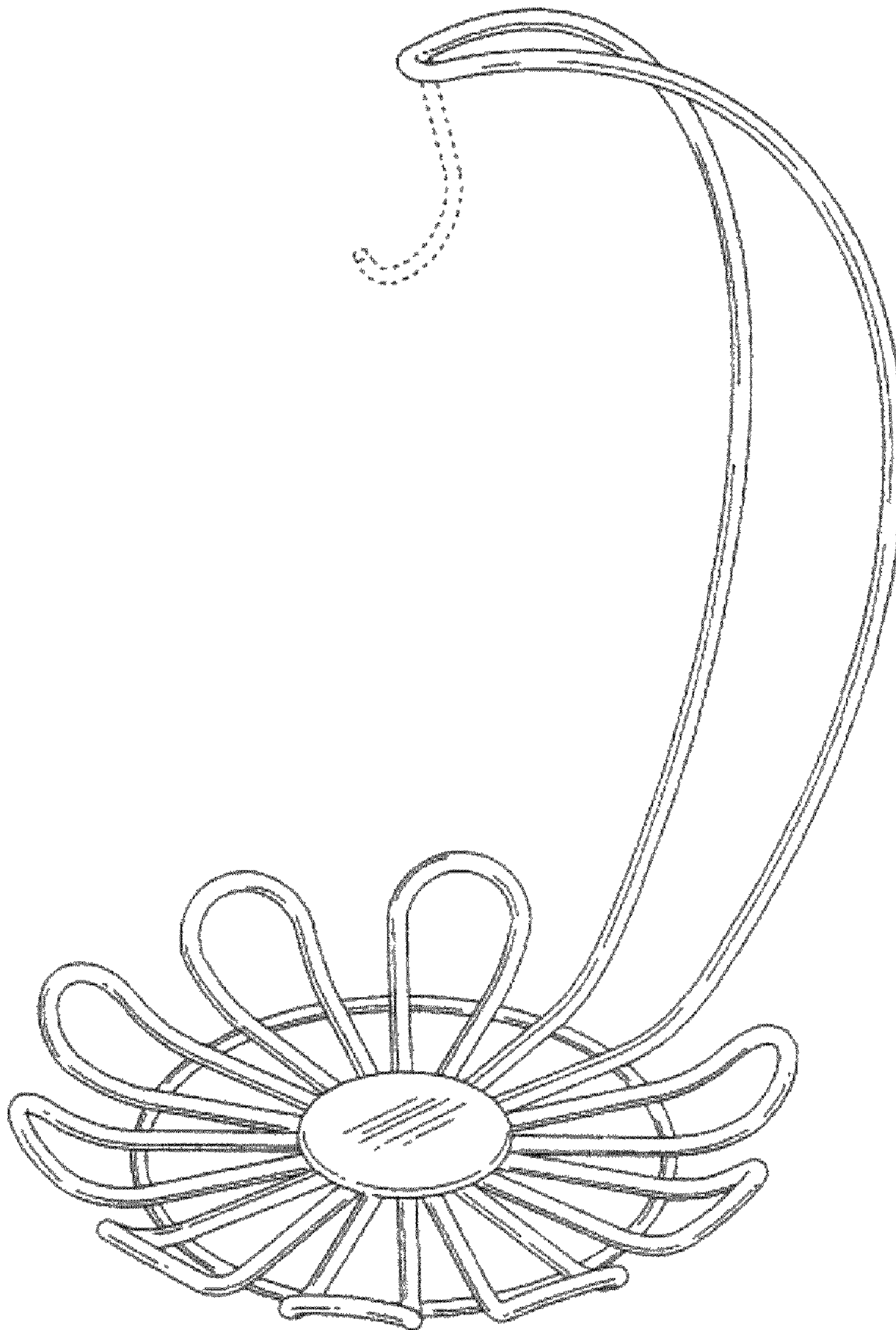


FIG 1

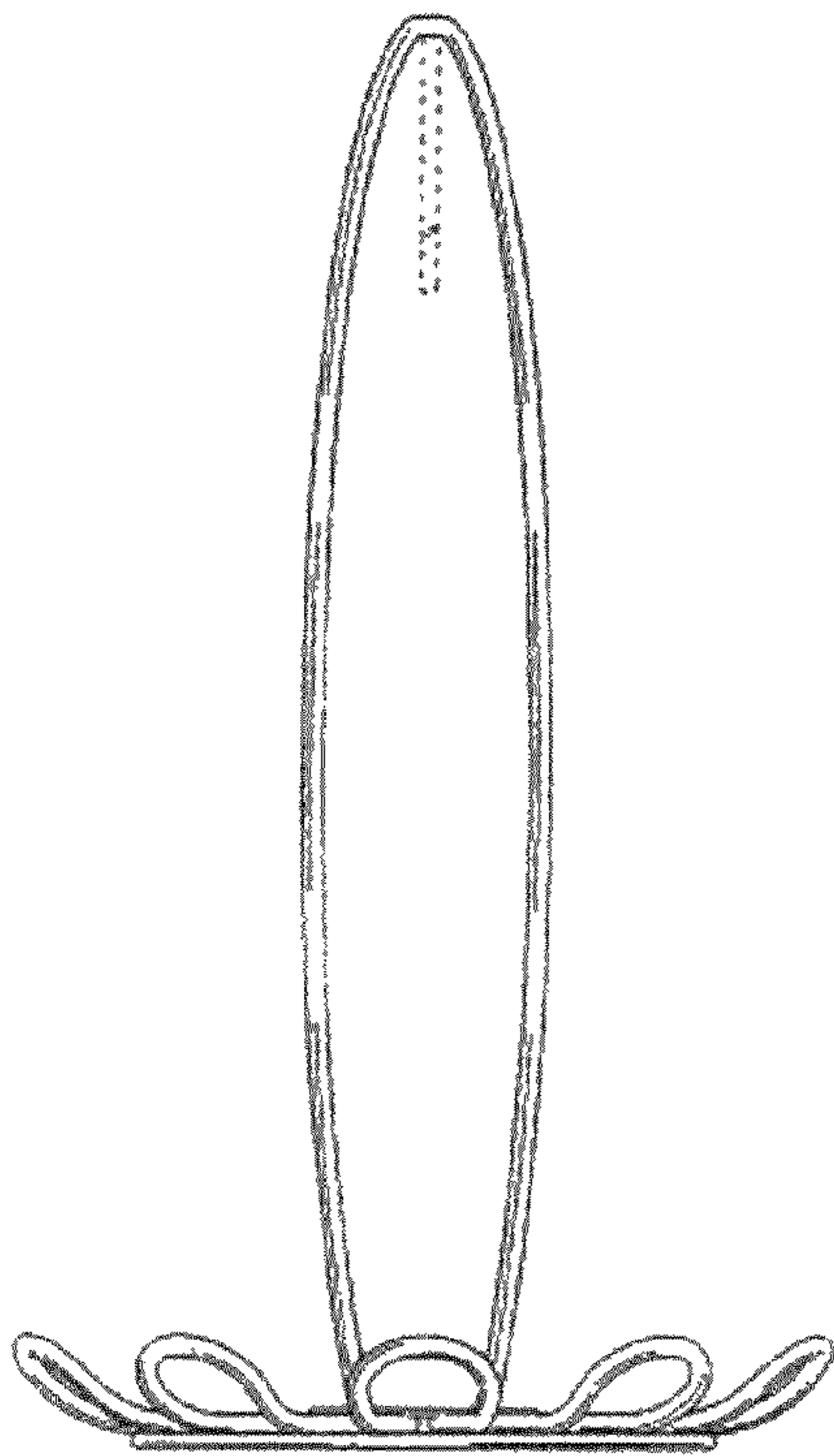


FIG 2

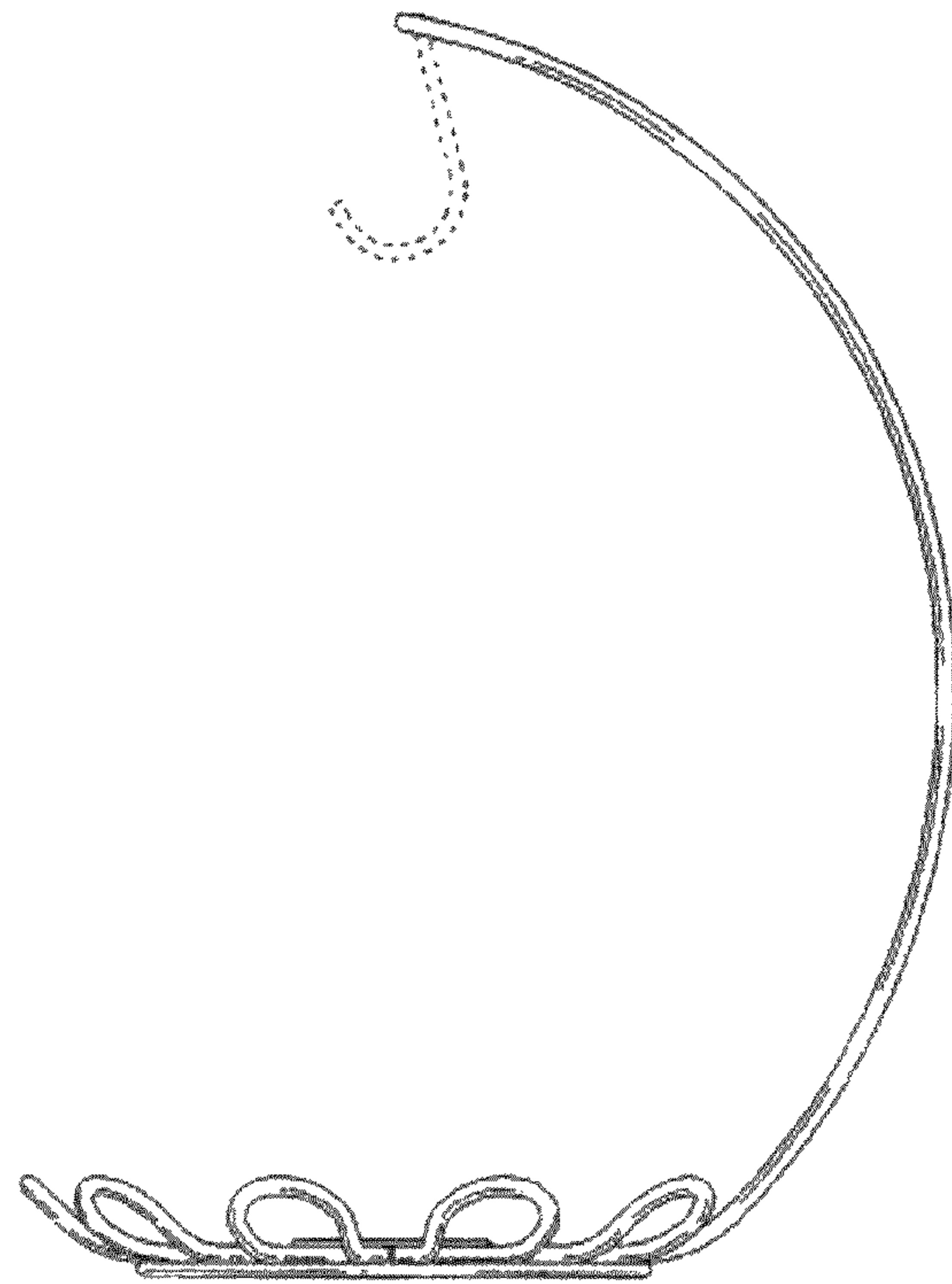


FIG 3

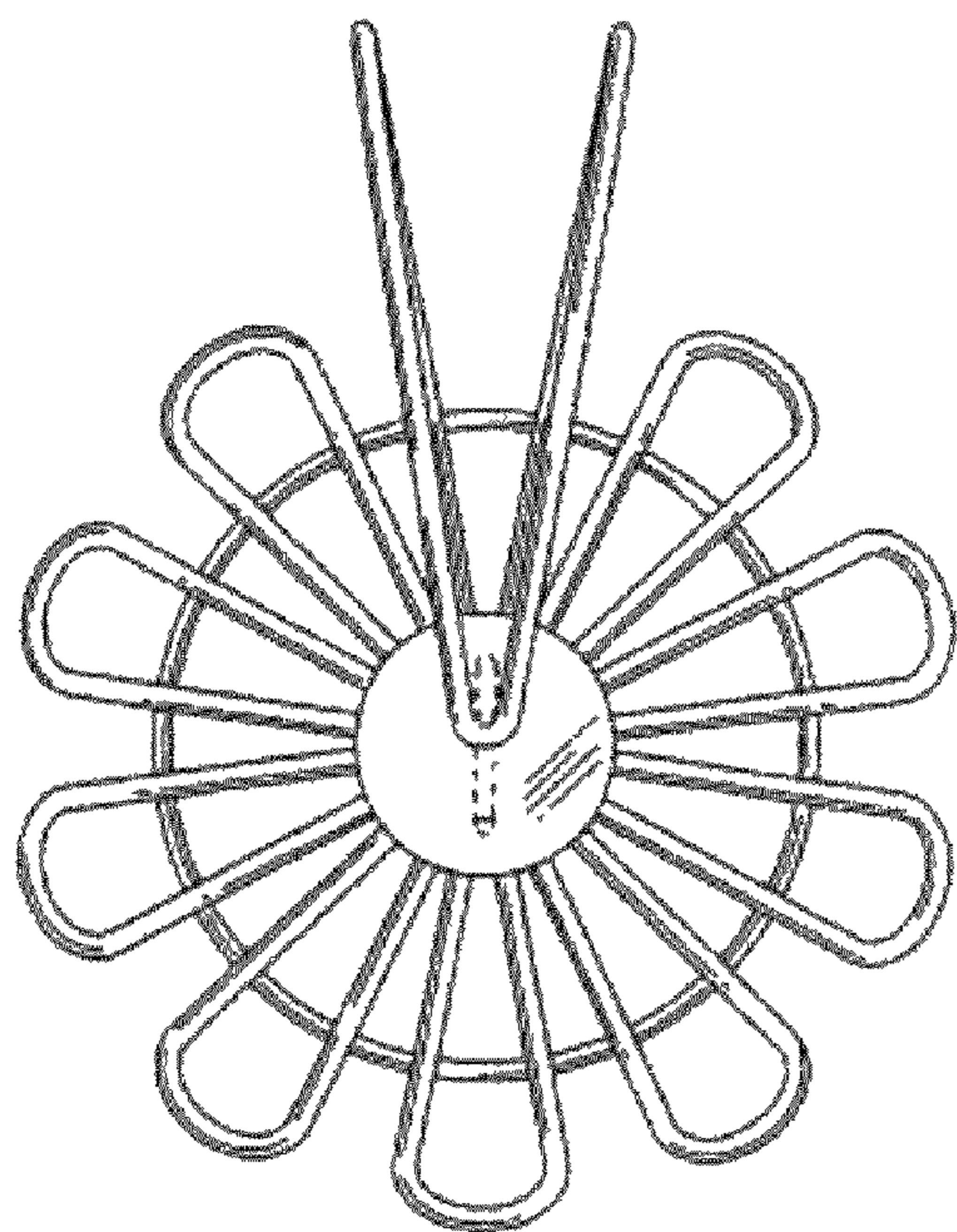


FIG 4




FIG 5