



US00D671350S

(12) **United States Design Patent**
van der Vorst

(10) **Patent No.:** **US D671,350 S**

(45) **Date of Patent:** **** Nov. 27, 2012**

(54) **TASSEL FOR A CORD**

(75) Inventor: **Ralf van der Vorst**, Breda (NL)

(73) Assignee: **Hunter Douglas Industries BV**, El
Rotterdam (NL)

(**) Term: **14 Years**

(21) Appl. No.: **29/393,215**

(22) Filed: **Jun. 1, 2011**

(30) **Foreign Application Priority Data**

Dec. 2, 2010 (EM) 001248272-0001

(51) **LOC (9) Cl.** **06-10**

(52) **U.S. Cl.** **D6/581**

(58) **Field of Classification Search** D6/580-594,
D6/396; 24/115 R, 115 H, 115 K; 160/168.1 V,
160/170, 178.1 R, 178.2, 322, 334, 168.1
See application file for complete search history.

(56) **References Cited**

U.S. PATENT DOCUMENTS

1,532,177	A	4/1925	Gist	
1,625,585	A	4/1927	Archer	
3,132,822	A	5/1964	Arthur	
4,330,005	A	5/1982	Kjarsgaard	
4,909,298	A	3/1990	Langhart et al.	
D373,069	S	8/1996	McCarthy	
D427,052	S	6/2000	Nagato	
D508,199	S	8/2005	Winig et al.	
D533,004	S	* 12/2006	Dekker et al.	D6/581
D537,709	S	3/2007	Thorner et al.	
D541,568	S	* 5/2007	Metaxatos et al.	D6/581
7,311,132	B2	12/2007	Corey et al.	

D605,448	S	* 12/2009	Metaxatos et al.	D6/581
D606,351	S	12/2009	Peffer	
D625,985	S	10/2010	Mori et al.	
D637,856	S	* 5/2011	LaBarre et al.	D6/581
D644,916	S	9/2011	Lee	
D644,917	S	9/2011	Lee	
D647,387	S	10/2011	Pawluk	
D653,483	S	2/2012	Chou	

FOREIGN PATENT DOCUMENTS

CA 2591178 12/2009

* cited by examiner

Primary Examiner — Susan Bennett Hattan

Assistant Examiner — Barbara B Lohr

(74) *Attorney, Agent, or Firm* — Dorsey & Whitney LLP

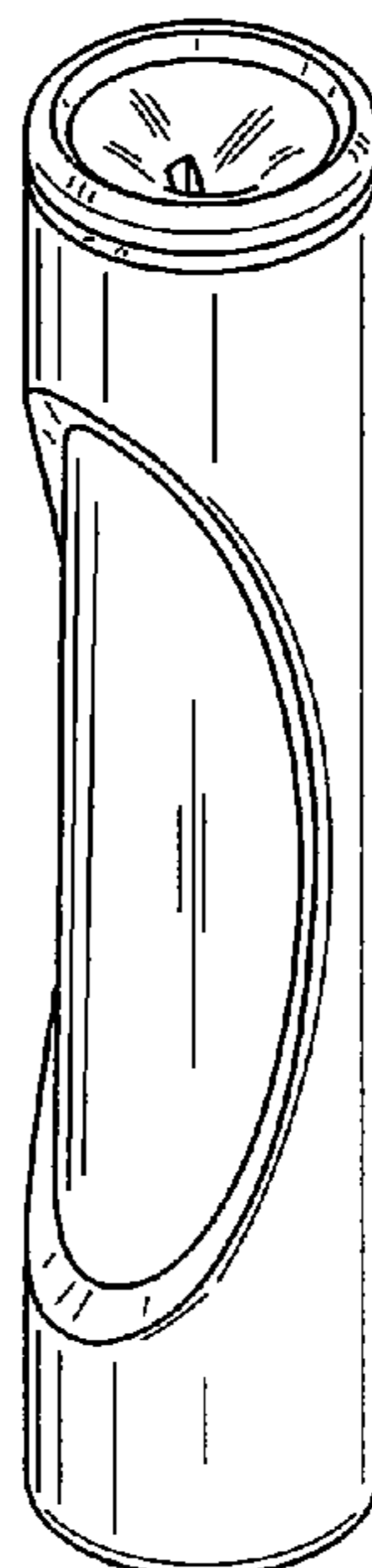
(57) **CLAIM**

I claim the ornamental design for a tassel for a cord, as shown and described.

DESCRIPTION

FIG. 1 is a front left perspective view of a tassel for a cord.
 FIG. 2 is a front right perspective view of the tassel for a cord of FIG. 1.
 FIG. 3 is rear right perspective view of the tassel for a cord of FIG. 1.
 FIG. 4 is a rear left perspective view of the tassel for a cord of FIG. 1.
 FIG. 5 is a top left perspective view of the tassel for a cord of FIG. 1; and,
 FIG. 6 is a bottom left perspective view of the tassel for a cord of FIG. 1.

1 Claim, 3 Drawing Sheets



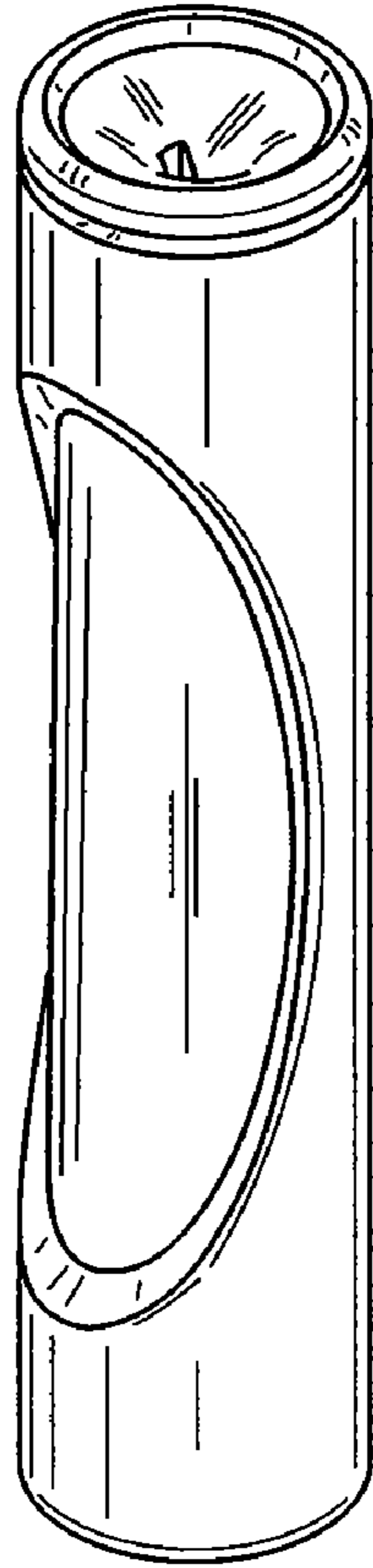


FIG. 1

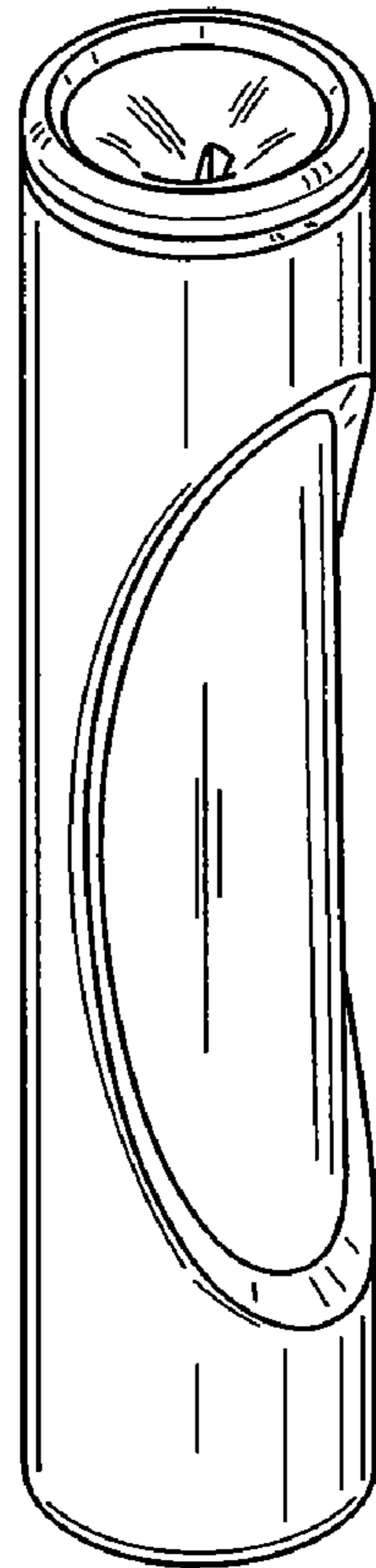


FIG. 2

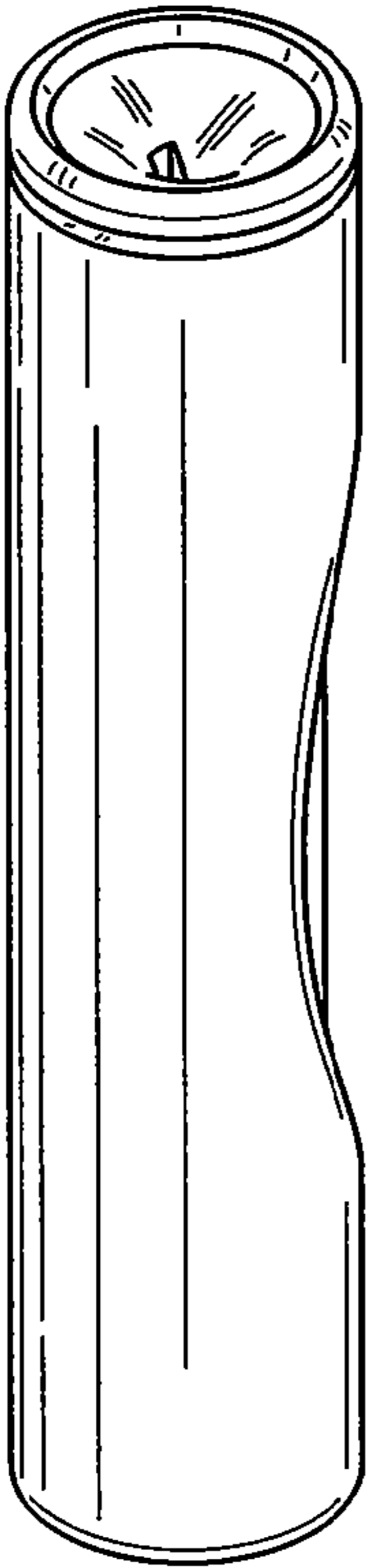


FIG.3

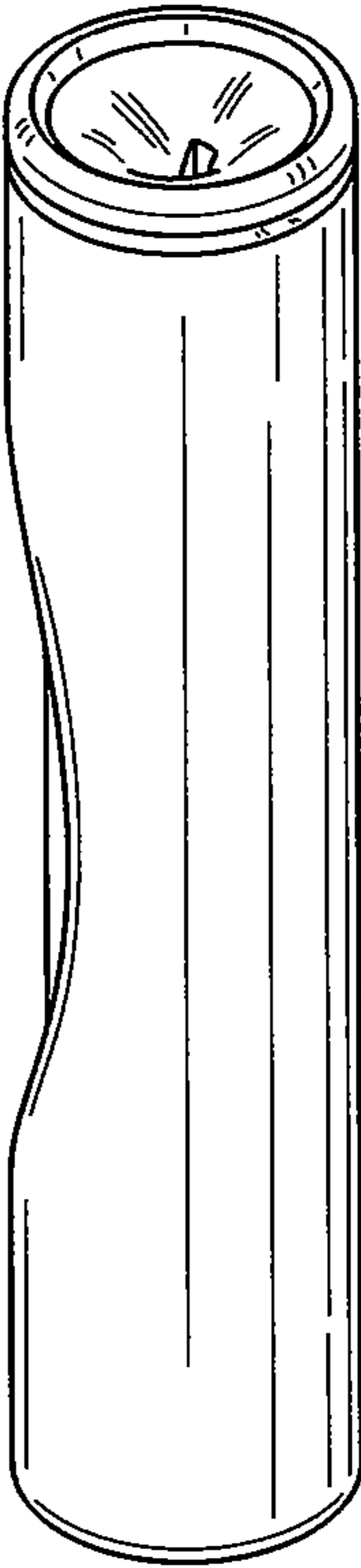


FIG.4

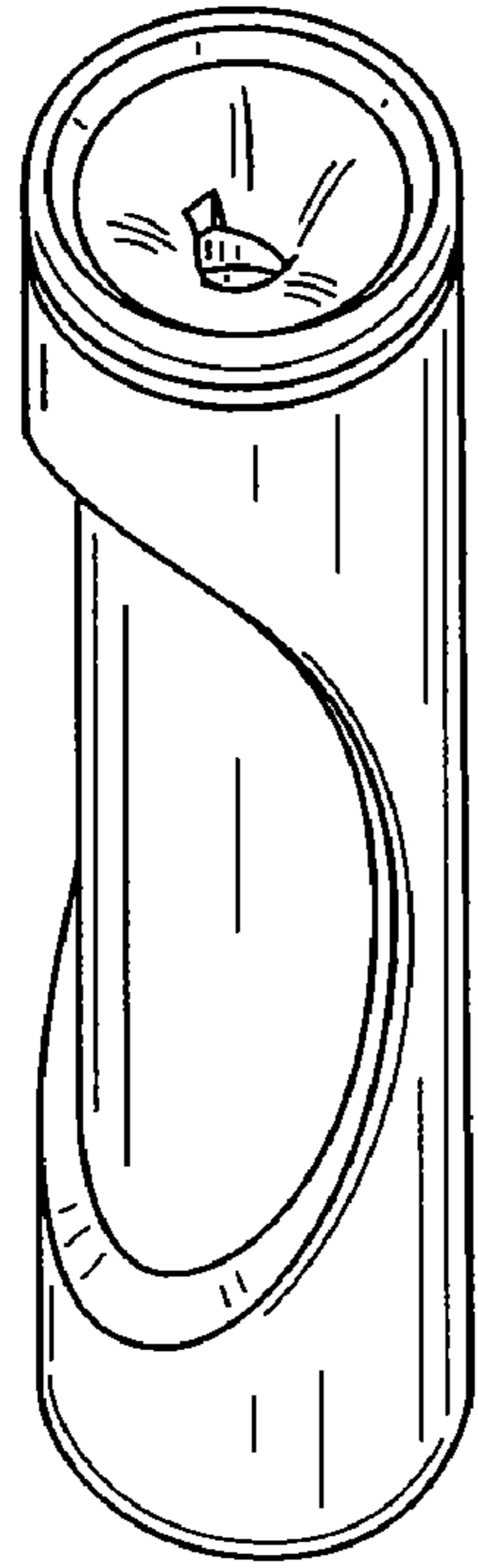


FIG.5

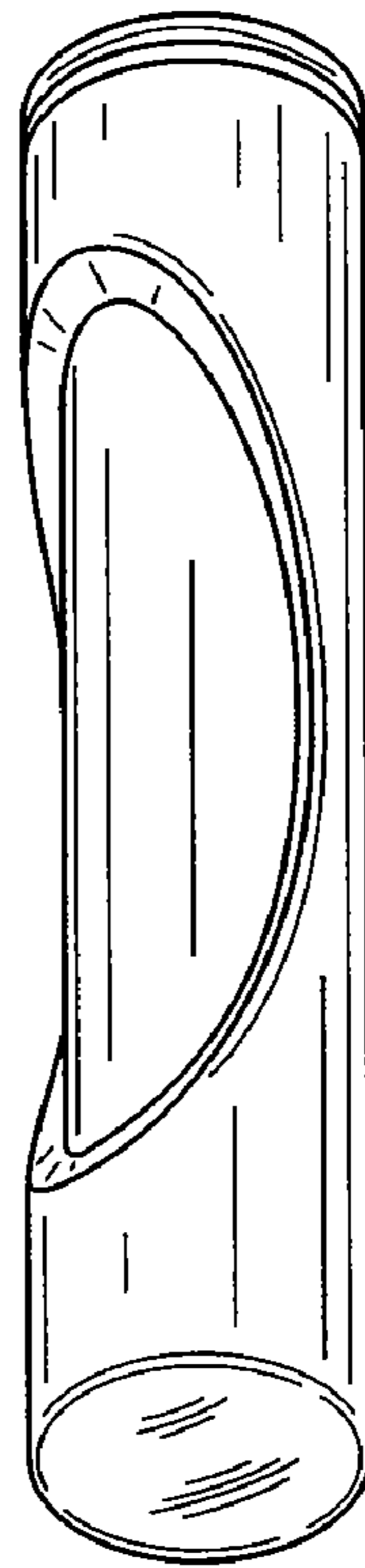


FIG.6