



US00D671342S

(12) **United States Design Patent**
Naples et al.

(10) **Patent No.:** **US D671,342 S**
(45) **Date of Patent:** **** Nov. 27, 2012**

(54) **MERCHANDISING DISPLAY RACK SIDE**

(75) Inventors: **Chrissy Naples**, Atlanta, GA (US);
Vince Voron, Duluth, GA (US); **Tuan Nguyen**, Charlotte, NC (US)

(73) Assignee: **The Coca-Cola Company**, Atlanta, GA (US)

(**) Term: **14 Years**

(21) Appl. No.: **29/417,485**

(22) Filed: **Apr. 4, 2012**

D566,995 S *	4/2008	Puksta	D6/492
D578,804 S *	10/2008	Norman et al.	D6/468
D582,175 S *	12/2008	Levy et al.	D6/457
D591,531 S *	5/2009	Sparkowski	D6/464
D593,138 S *	5/2009	Howell	D15/81
D608,115 S *	1/2010	Trinh et al.	D6/477
D609,937 S *	2/2010	Ricereto	D6/432
D631,678 S *	2/2011	Morison	D6/468
D632,903 S *	2/2011	Paul	D6/474
D633,532 S *	3/2011	Horn et al.	D15/81
D639,580 S *	6/2011	Clemence et al.	D6/450
D644,039 S *	8/2011	Naples et al.	D6/449
D644,452 S *	9/2011	Naples et al.	D6/449
D650,611 S *	12/2011	Melhart	D6/467
D653,875 S *	2/2012	Levy et al.	D6/457

* cited by examiner

Related U.S. Application Data

(63) Continuation of application No. 29/383,745, filed on Jan. 21, 2011.

(51) **LOC (9) Cl.** **06-06**

(52) **U.S. Cl.** **D6/492**

(58) **Field of Classification Search** D6/396-397,
D6/449, 459-461, 470, 473-474, 476-479,
D6/492-493; 211/49.1, 50-51, 71.1, 134,
211/153, 194; 40/538-539; 362/127
See application file for complete search history.

(56) **References Cited**

U.S. PATENT DOCUMENTS

D352,147 S *	11/1994	Dyment et al.	D34/24
D369,043 S *	4/1996	Parker	D6/476
D403,180 S *	12/1998	Gelman	D6/478
D412,253 S *	7/1999	Brozak, Jr.	D6/470
D495,901 S *	9/2004	Bosman	D6/479

Primary Examiner — Kelley Donnelly

(74) *Attorney, Agent, or Firm* — King & Spalding

(57) **CLAIM**

The ornamental design for a merchandising display rack side, as shown and described.

DESCRIPTION

FIG. 1 is a top right front perspective view of a merchandising display rack side showing our new design; FIG. 2 is a left side elevational view thereof; FIG. 3 is a right side elevational view thereof; FIG. 4 is a front elevational view thereof; and, FIG. 5 is a back elevational view thereof.

The broken lines are for illustrative purposes only and form no part of the claimed design.

1 Claim, 5 Drawing Sheets

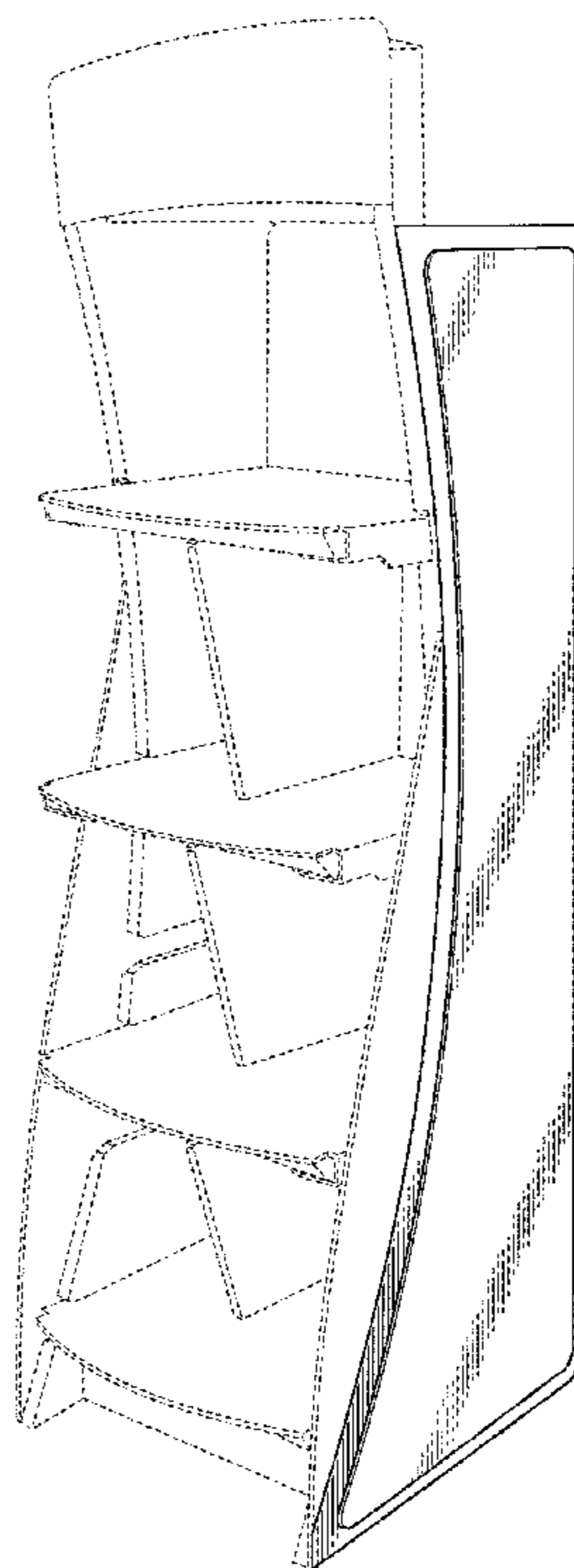


FIG. 1

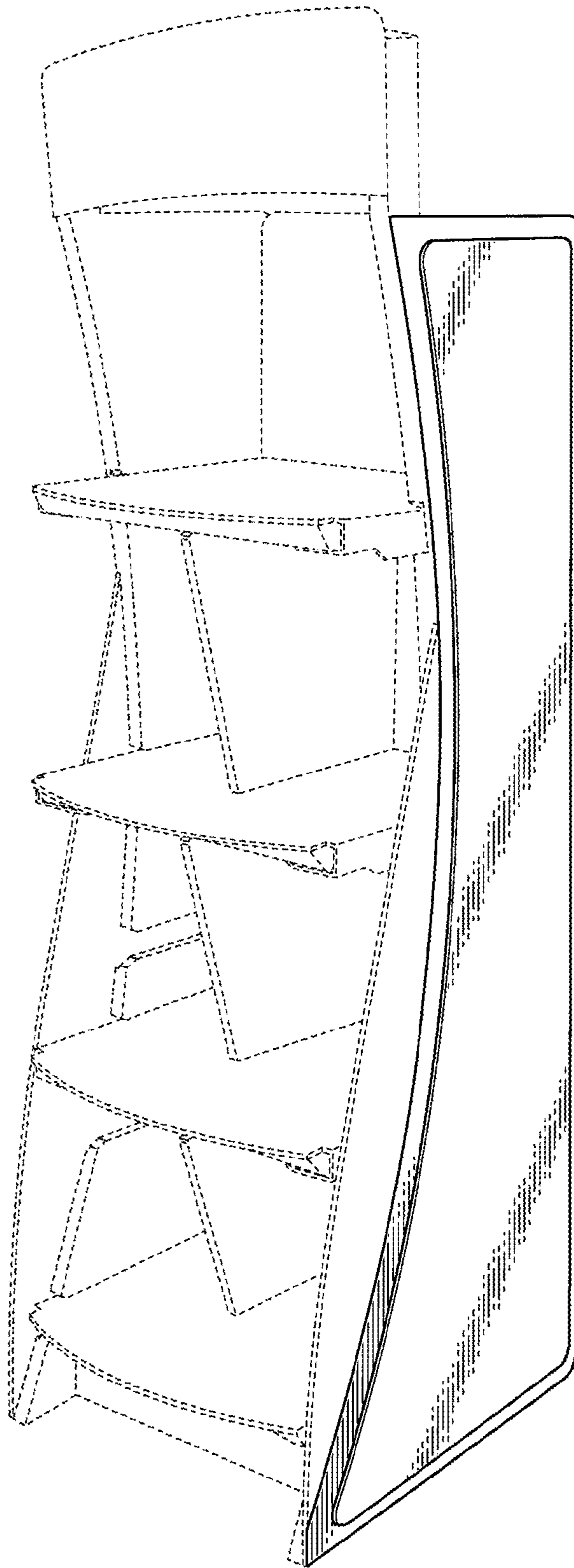
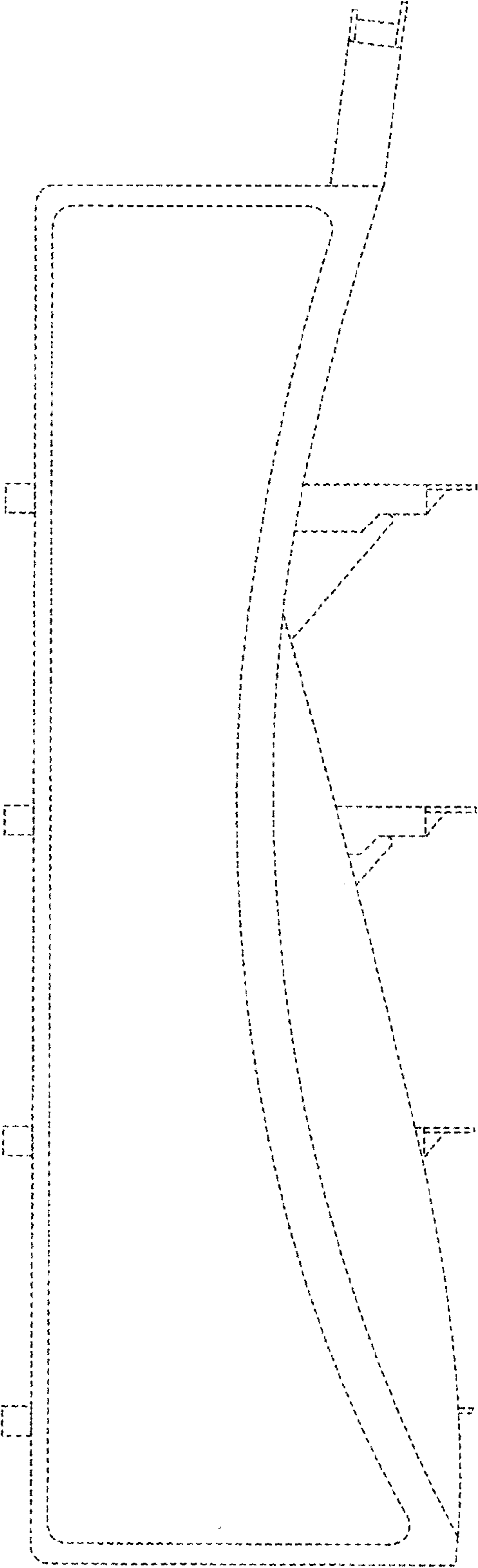


FIG. 2



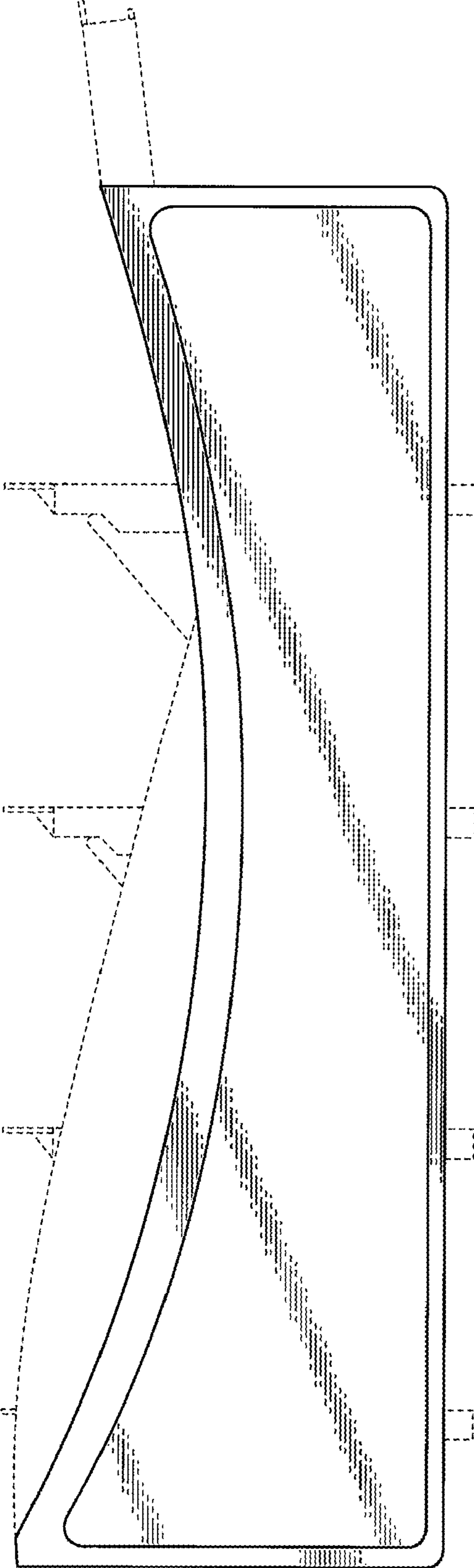



FIG. 3

FIG. 4






FIG. 5