



US00D671325S

(12) **United States Design Patent**
Bärtschi et al.

(10) **Patent No.:** **US D671,325 S**

(45) **Date of Patent:** **** Nov. 27, 2012**

(54) **TOOTHBRUSH**

(75) Inventors: **Armin Bärtschi**, Winznau (CH); **Robert Moskovich**, East Brunswick, NJ (US)

(73) Assignee: **Colgate-Palmolive Company**, New York, NY (US)

(**) Term: **14 Years**

(21) Appl. No.: **29/352,000**

(22) Filed: **Dec. 15, 2009**

(51) **LOC (9) Cl.** **04-02**

(52) **U.S. Cl.** **D4/104**

(58) **Field of Classification Search** D4/101,
D4/104-112, 138; 15/110, 143.1, 167.1,
15/167.2; 132/308-311; 601/139, 141; D28/46,
D28/48; 606/161, 235

See application file for complete search history.

(56) **References Cited**

U.S. PATENT DOCUMENTS

828,393 A	8/1906	Emerson
1,191,556 A	7/1916	Blake
1,619,212 A	3/1927	Neederman
2,040,245 A	5/1936	Crawford
2,059,914 A	11/1936	Rosenberg
2,088,839 A	8/1937	Coney et al.
2,117,174 A	5/1938	Jones
2,129,082 A	9/1938	Byrer
2,139,245 A	12/1938	Ogden
2,186,005 A	1/1940	Casto
2,209,173 A	7/1940	Russell
2,241,584 A	5/1941	Cohen
2,471,855 A	5/1949	Bird
2,637,870 A	5/1953	Cohen
2,680,695 A	6/1954	Judd
3,103,027 A	9/1963	Birch
3,230,562 A	1/1966	Birch
RE26,403 E	6/1968	Kutik
3,553,759 A	1/1971	Kramer et al.
D246,877 S	1/1978	Kitzis
D246,878 S	1/1978	Kitzis
4,128,349 A	12/1978	Del Bon
4,128,910 A	12/1978	Nakata et al.

4,167,794 A 9/1979 Pomeroy
4,277,862 A 7/1981 Weideman
4,852,202 A 8/1989 Ledwitz

(Continued)

FOREIGN PATENT DOCUMENTS

CN 1386456 A 12/2002

(Continued)

OTHER PUBLICATIONS

International Search Report and Written Opinion of the International Searching Authority (EP) for corresponding International Application No. PC/TUS2009/055471 mailed Jun. 18, 2010.

Primary Examiner — Melanie H Tung

Assistant Examiner — Lavone D Tabor

(74) *Attorney, Agent, or Firm* — Judy W. Chung

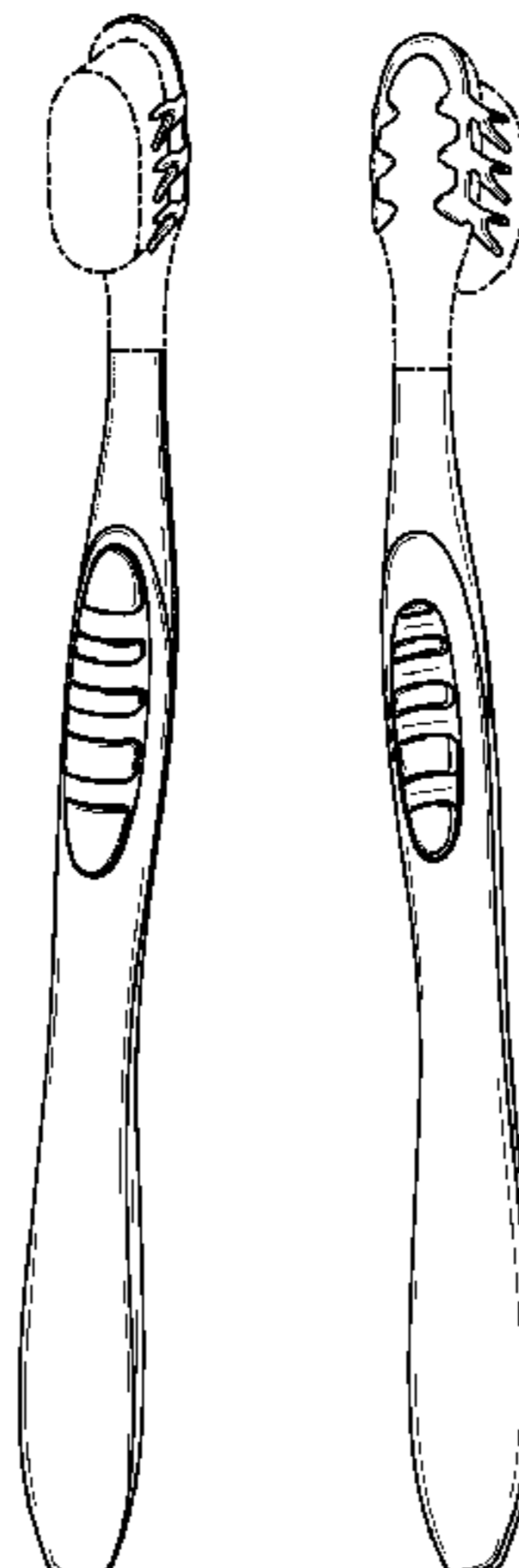
(57) **CLAIM**

The ornamental design for a toothbrush, as shown and described.

DESCRIPTION

FIG. 1 is a right front perspective view of a toothbrush according to the new design;
FIG. 2 is a left front perspective view thereof;
FIG. 3 is a right rear perspective view thereof;
FIG. 4 is a left rear perspective view thereof;
FIG. 5 is a front view thereof;
FIG. 6 is a rear view thereof;
FIG. 7 is a right side view thereof;
FIG. 8 is a left side view thereof;
FIG. 9 is top view thereof;
FIG. 10 is a bottom view thereof;
FIG. 11 is an enlarged front view of the head thereof; and,
FIG. 12 is an enlarged rear view of the head thereof.
All broken lines shown in the drawings are for environmental purposes only and form no part of the claimed design.
The head is shown separately in FIGS. 11 and 12 for clarity of illustration.

1 Claim, 6 Drawing Sheets



US D671,325 S

Page 3

WO	97/20484	6/1997	WO	03075711 A1	9/2003
WO	9805239 A1	2/1998	WO	2004026074 A1	4/2004
WO	9805240 A1	2/1998	WO	2004043669	5/2004
WO	0076369 A2	12/2000	WO	2004071237 A1	8/2004
WO	0196088	12/2001	WO	2006003598 A1	1/2006
WO	0206034 A1	1/2002	WO	2006037065 A1	4/2006
WO	WO 03/055351	7/2003	WO	2007053034	5/2007

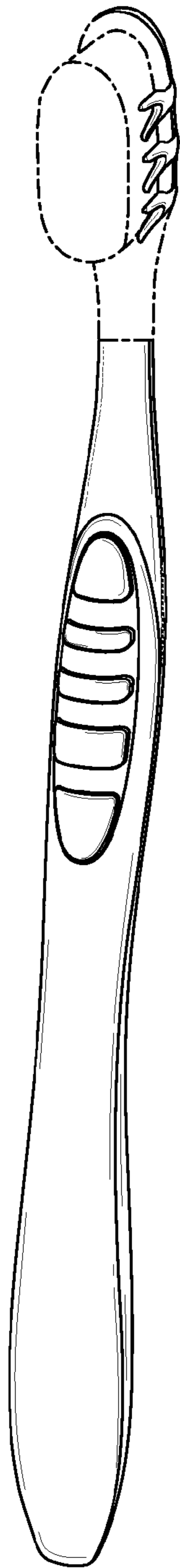


FIG. 1

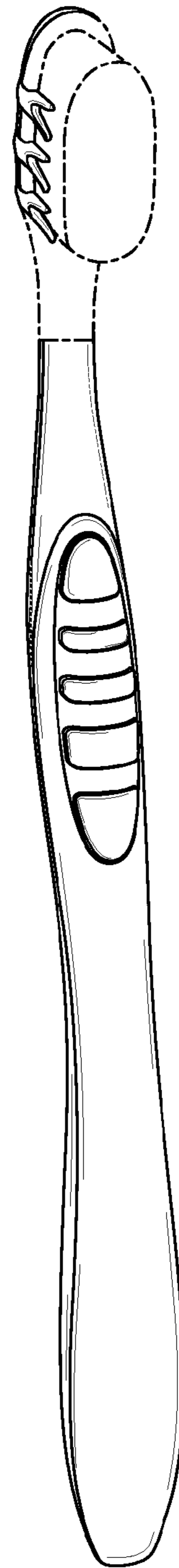


FIG. 2

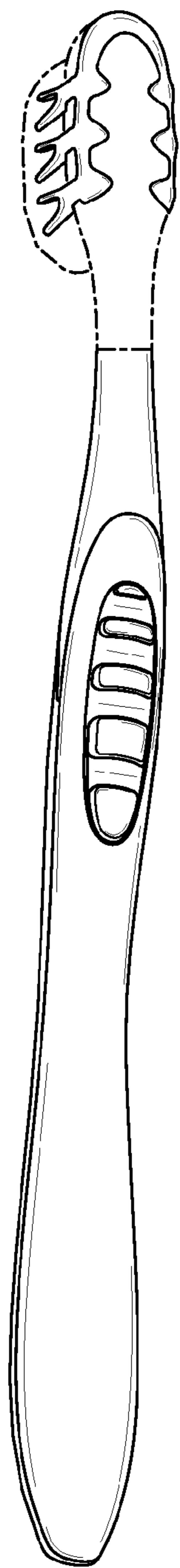


FIG. 3

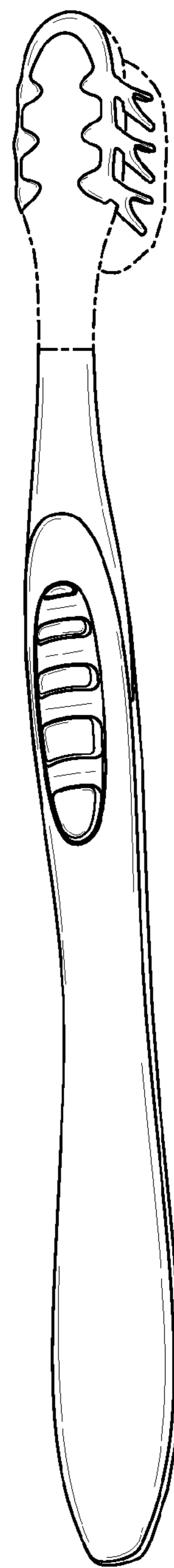


FIG. 4

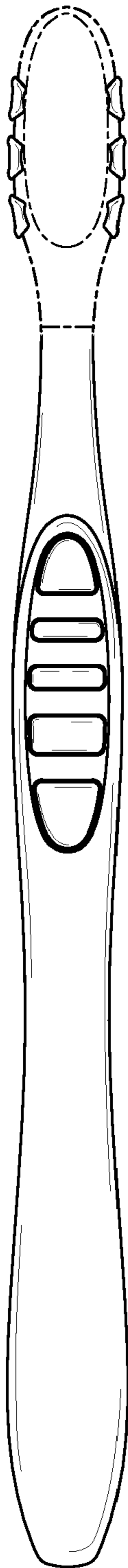


FIG. 5

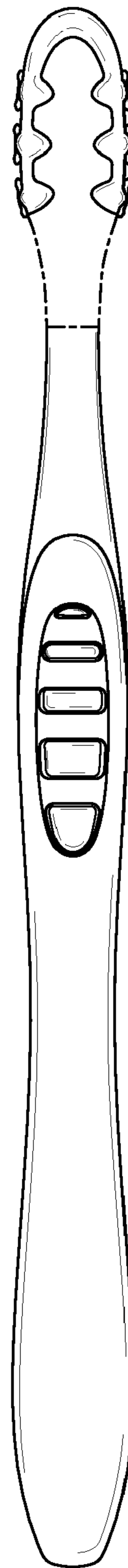


FIG. 6

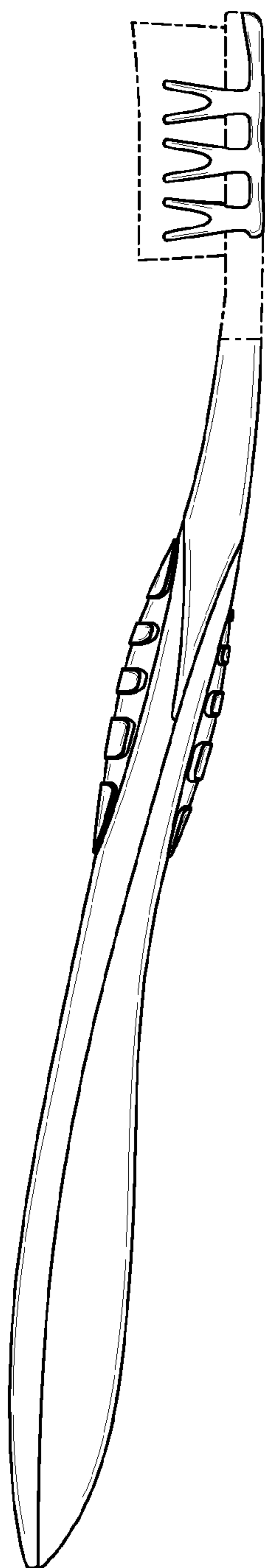


FIG. 7

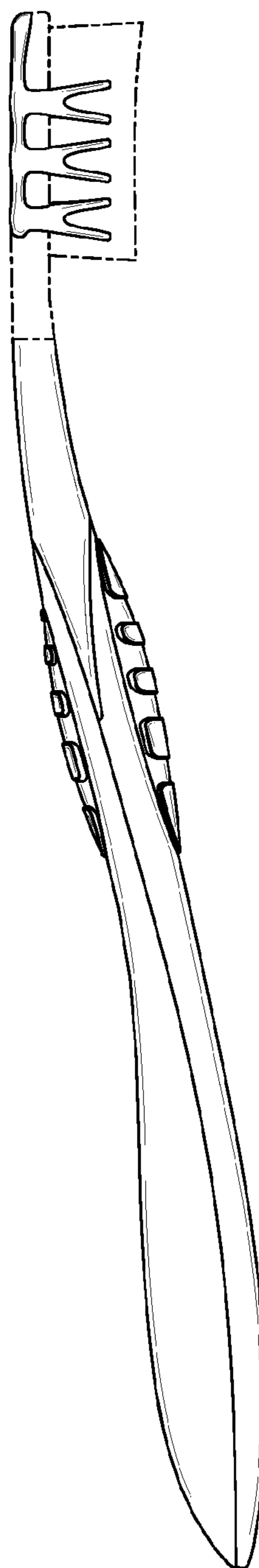


FIG. 8

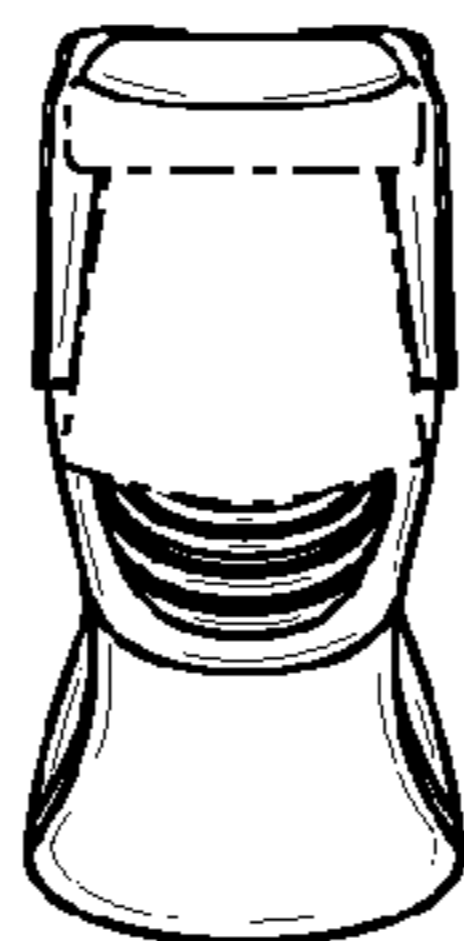


FIG. 9

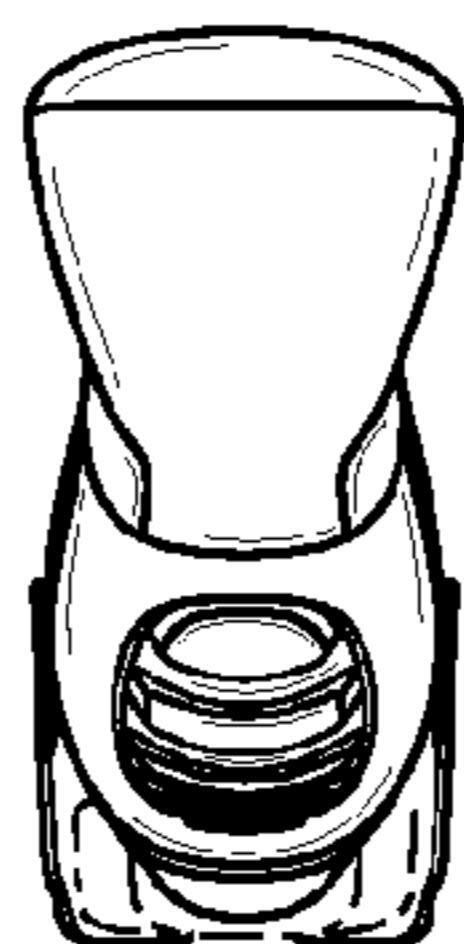


FIG. 10

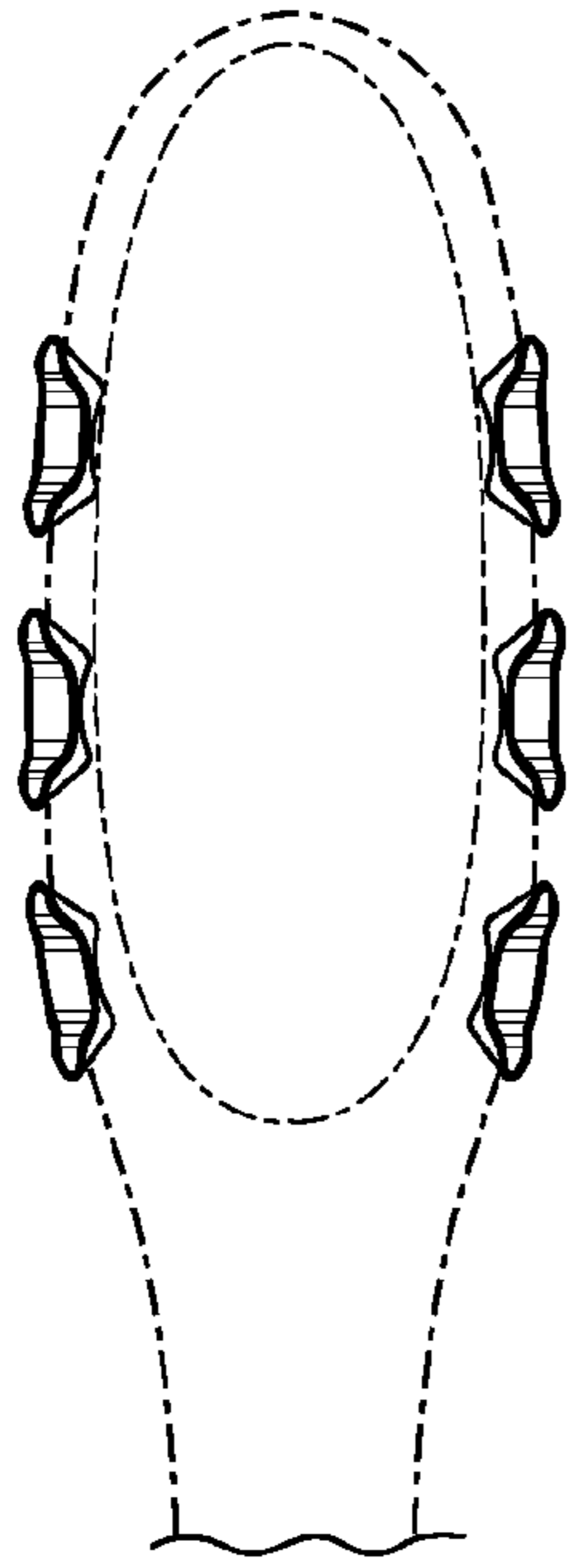


FIG. 11

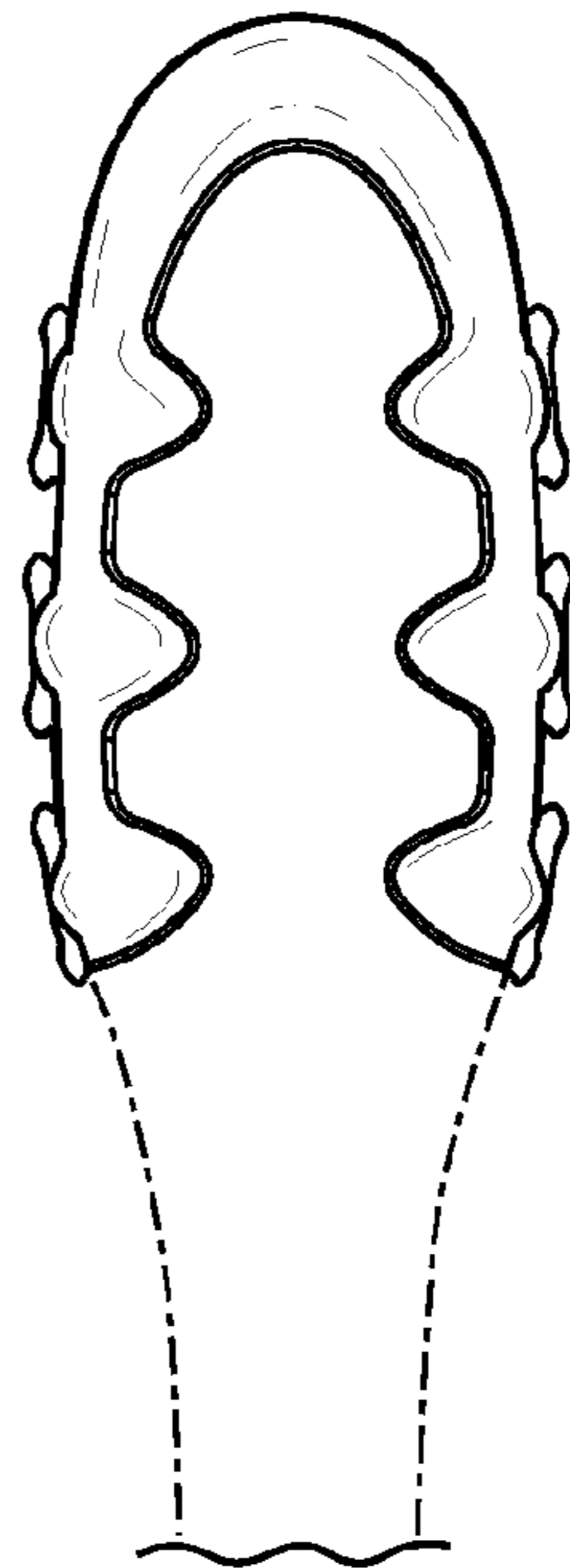


FIG. 12