



US00D671314S

(12) **United States Design Patent**
Farrelly et al.

(10) **Patent No.:** **US D671,314 S**
(45) **Date of Patent:** **** Nov. 27, 2012**

(54) **BAG**
(75) Inventors: **Sean B. Farrelly**, Somerset, MA (US);
Brendan J. Lippe, East Greenwich, RI
(US)
(73) Assignee: **Samsonite IP Holdings S.a.r.l.**,
Luxembourg (LU)

6,435,391	B1	8/2002	Vazquez	
D584,894	S *	1/2009	McDaniel D3/244
7,624,777	B2	12/2009	Paller	
D615,756	S	5/2010	Traiger	
D619,807	S *	7/2010	Hock D3/257
7,946,970	B2	5/2011	Garza, Jr. et al.	
7,959,356	B2	6/2011	Sommers	
2004/0179756	A1	9/2004	Kani	
2006/0153477	A1	7/2006	Koguchi	
2010/0284631	A1	11/2010	Lee	

(**) Term: **14 Years**

FOREIGN PATENT DOCUMENTS

(21) Appl. No.: **29/398,909**

EM 001836974-0002 3/2011

(22) Filed: **Aug. 5, 2011**

* cited by examiner

(51) **LOC (9) Cl.** **03-01**

Primary Examiner — Holly Baynham

(52) **U.S. Cl.** **D3/244**

(74) *Attorney, Agent, or Firm* — Dorsey & Whitney LLP

(58) **Field of Classification Search** D3/232,
D3/244; 150/100, 103-110, 113-114, 117-119
See application file for complete search history.

(57) **CLAIM**

The ornamental design for a bag, as shown and described.

DESCRIPTION

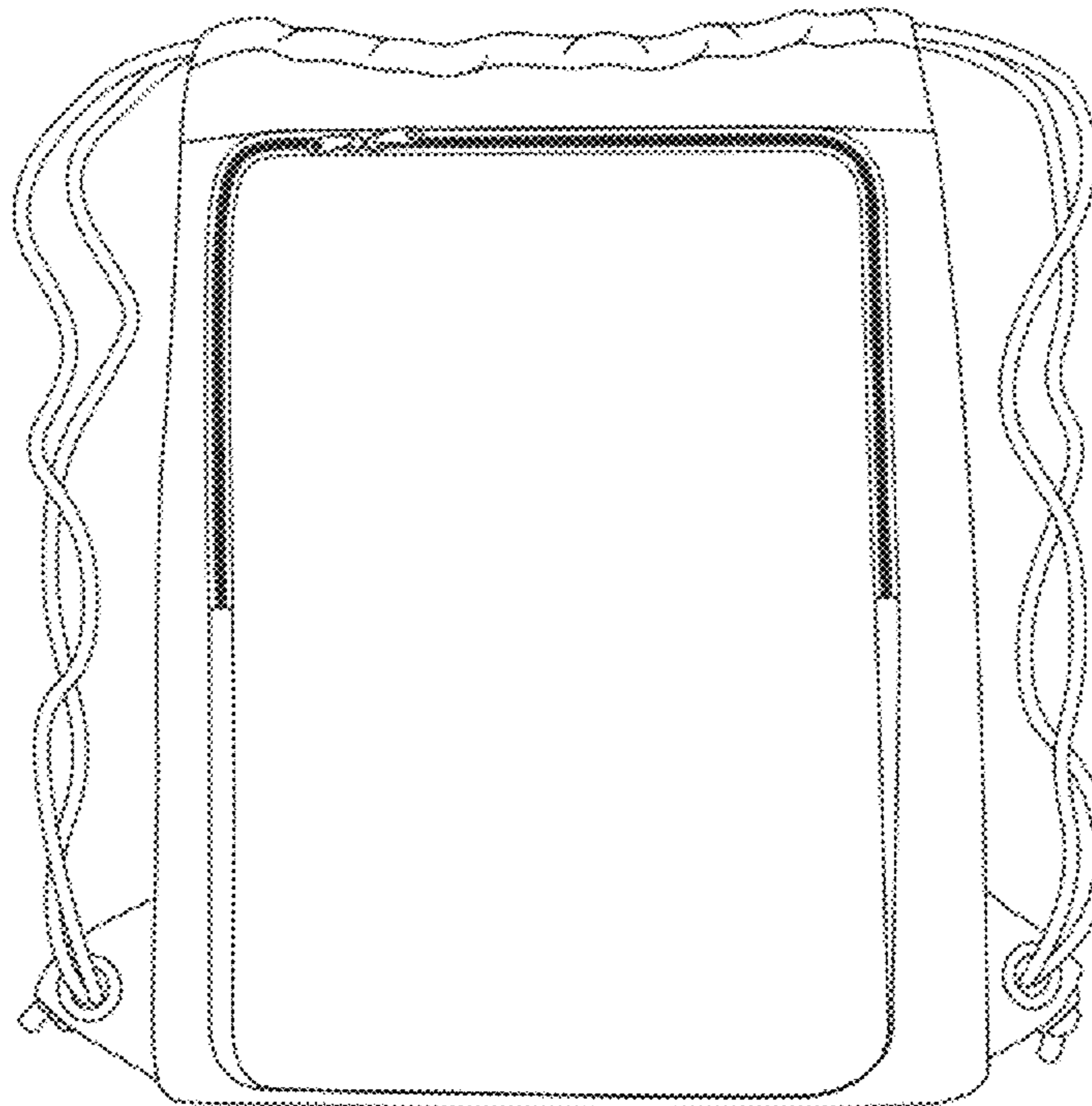
(56) **References Cited**

U.S. PATENT DOCUMENTS

2,212,390	A	8/1940	Conklin
D138,149	S	6/1944	Wolf
2,635,664	A	4/1953	Cohen
5,288,150	A	2/1994	Bearman
5,957,354	A	9/1999	Mentken
6,161,738	A	12/2000	Norris

FIG. 1 shows a front elevation view of a bag;
FIG. 2 shows a rear elevation view of the bag of FIG. 1;
FIG. 3 shows a left side elevation view of the bag of FIG. 1;
FIG. 4 shows a top view of the bag of FIG. 1; and,
FIG. 5 shows a bottom view of the bag of FIG. 1.
The right side elevation view is a mirror image of the left side
elevation view.

1 Claim, 5 Drawing Sheets



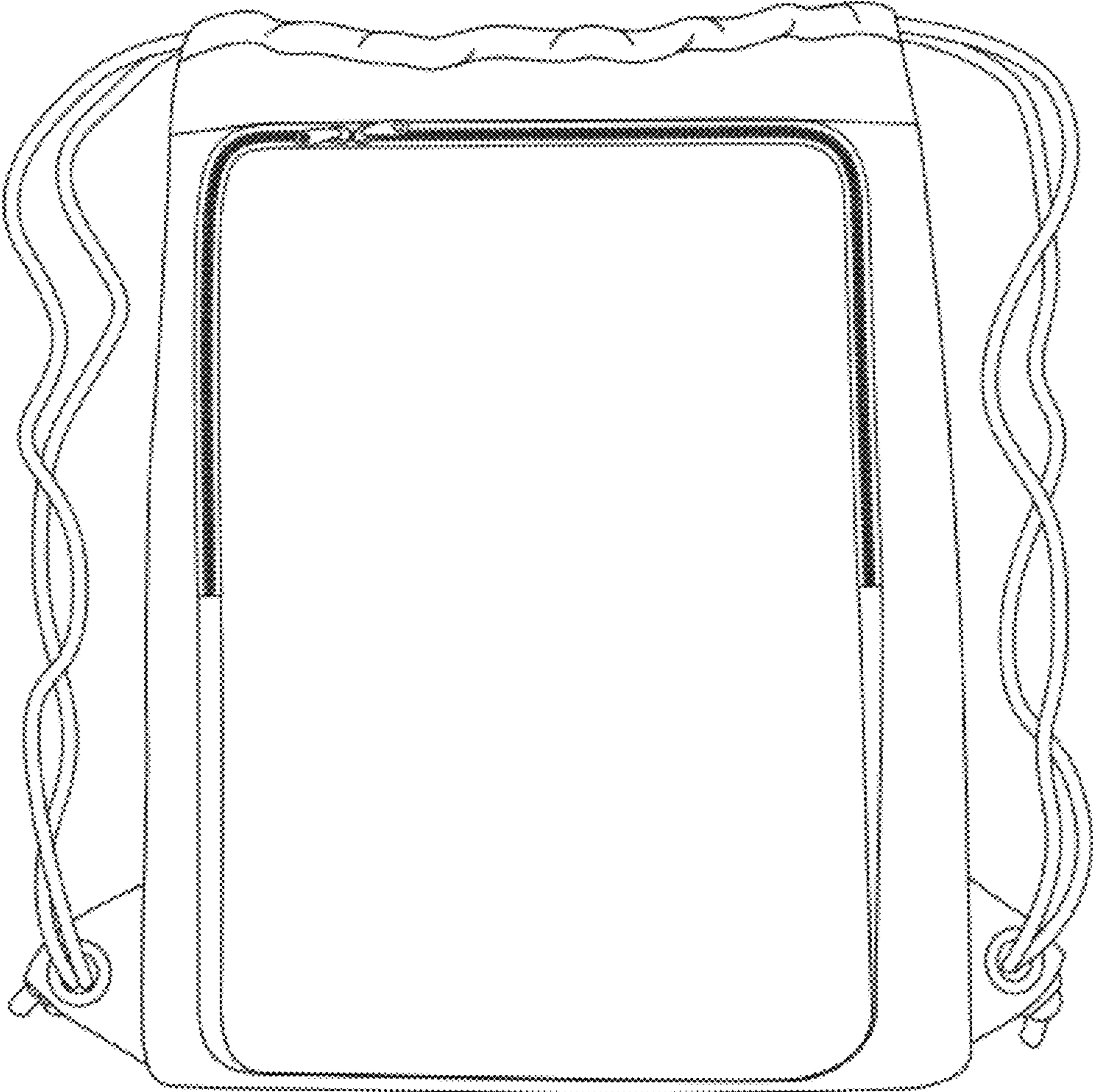


Fig. 1




Fig. 2

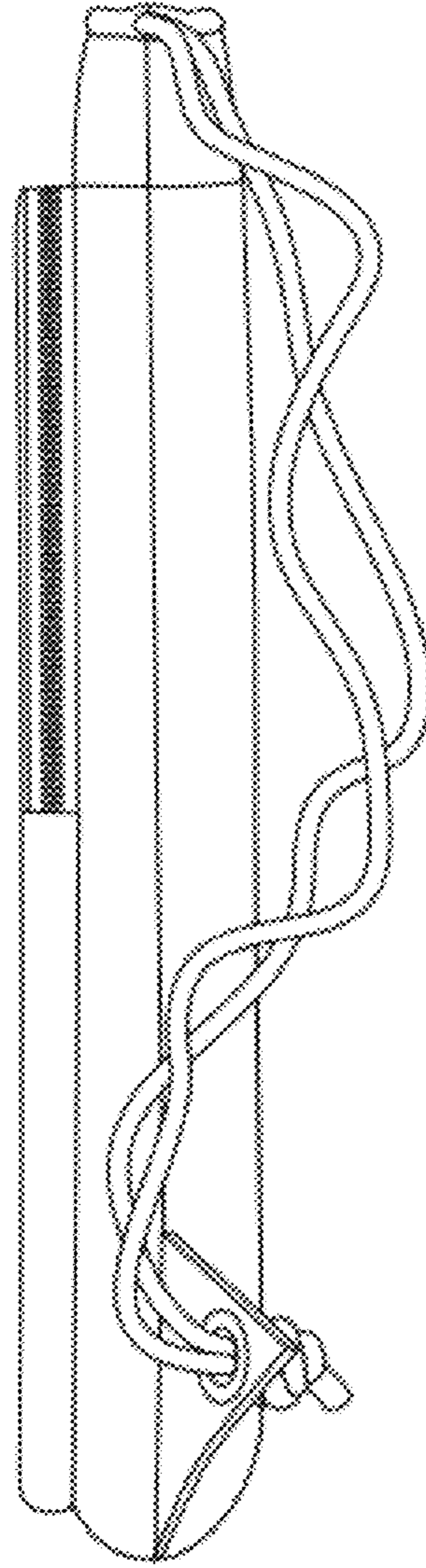


Fig. 3

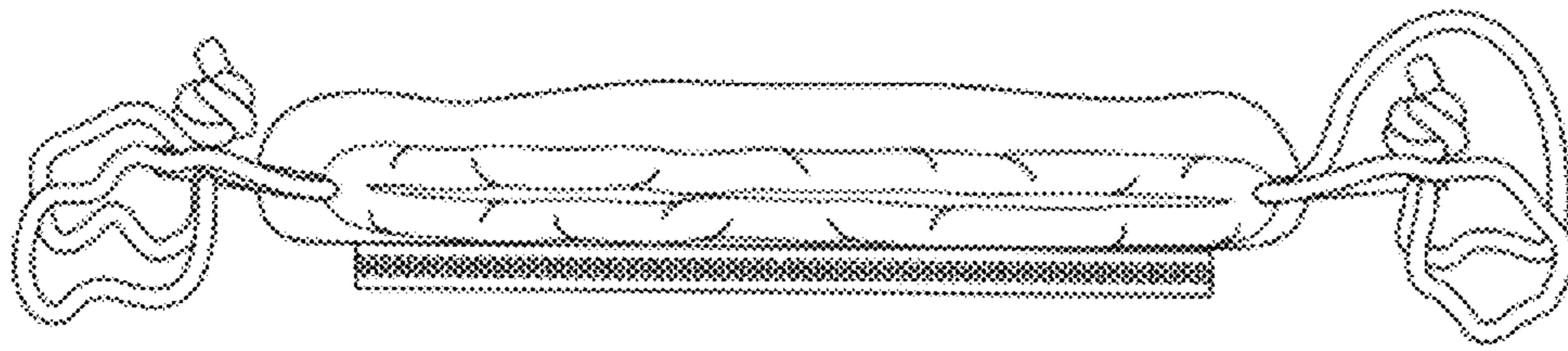


Fig. 4

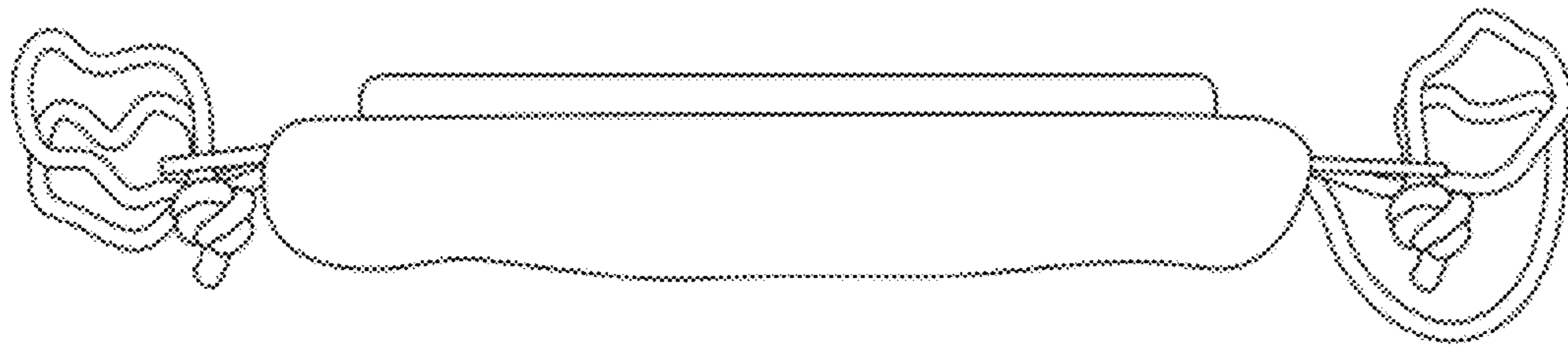


Fig. 5