

US00D671311S

(12) **United States Design Patent**
Bloch

(10) **Patent No.:** **US D671,311 S**

(45) **Date of Patent:** **** Nov. 27, 2012**

(54) **KNIFE CASE**

(75) Inventor: **David R. Bloch**, Morrison, CO (US)

(73) Assignee: **Outdoor Edge Cutlery Corporation**,
Wheat Ridge, CO (US)

(**) Term: **14 Years**

(21) Appl. No.: **29/410,231**

(22) Filed: **Jan. 5, 2012**

(51) **LOC (9) Cl.** **03-01**

(52) **U.S. Cl.** **D3/220**

(58) **Field of Classification Search** D3/215,
D3/220-223, 228; 224/219, 222, 231-232,
224/234, 242, 245, 674-675, 677, 904; 30/151-152,
30/162, 143, 146

See application file for complete search history.

(56) **References Cited**

U.S. PATENT DOCUMENTS

D251,569	S	*	4/1979	Johnson	D3/220
D291,627	S	*	9/1987	Collins	D3/220
4,759,483	A	*	7/1988	Willoughby	224/672
5,009,348	A	*	4/1991	Derkatz	224/232
D332,871	S	*	2/1993	Seber	D3/220

D455,257	S	*	4/2002	Buthion	D3/220
D572,467	S	*	7/2008	Reichardt	D3/228
D619,804	S	*	7/2010	Gilkeson	D3/220

* cited by examiner

Primary Examiner — Catheri Oliver-Garcia

(74) *Attorney, Agent, or Firm* — Sheridan Ross P.C.

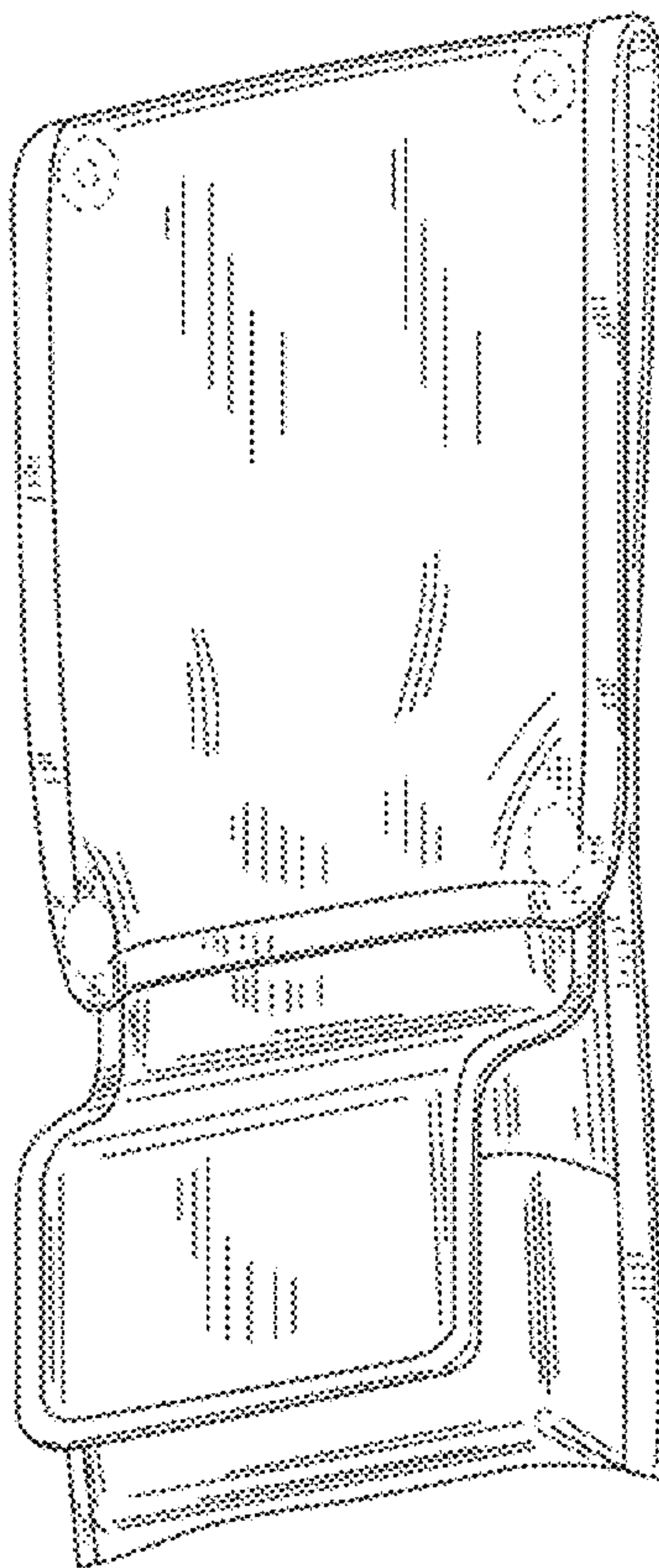
(57) **CLAIM**

The ornamental design for a knife case, as shown and described.

DESCRIPTION

FIG. 1 is a perspective view of the knife case;
 FIG. 2 is a top plan view thereof;
 FIG. 3 is a front elevation view thereof;
 FIG. 4 is a right elevation view thereof;
 FIG. 5 is a left elevation view thereof;
 FIG. 6 is a rear elevation view thereof;
 FIG. 7 is a bottom plan view thereof;
 FIG. 8 is a front elevation view thereof, wherein a cover portion of the case is shown in a second position of use;
 FIG. 9 is a front elevation view thereof, wherein the cover portion is shown in a second position of use and wherein a knife holder has been removed for clarity; and,
 FIG. 10 is a perspective view thereof, wherein the cover portion is shown in a third position of use to form a belt loop.
 The broken line showing comprises unclaimed subject matter.

1 Claim, 6 Drawing Sheets



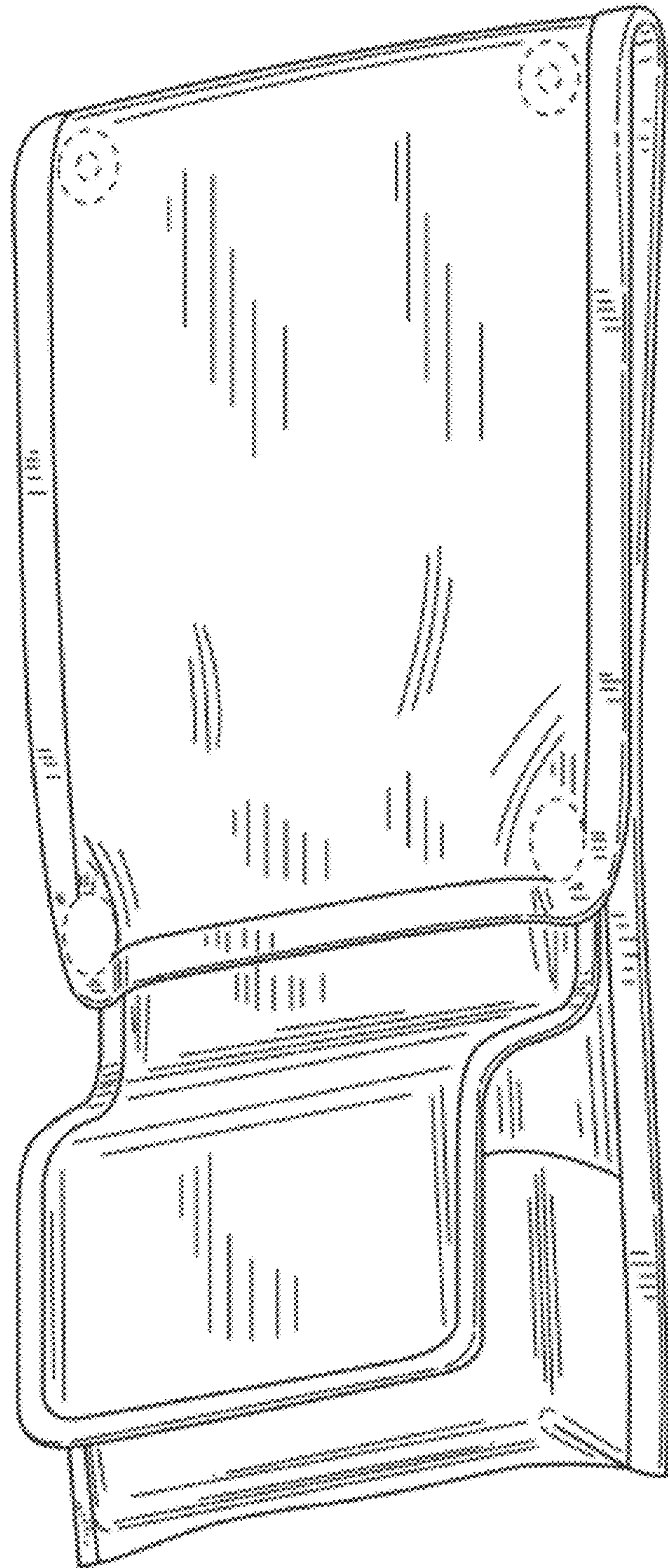


FIG. 1




FIG. 2




FIG. 3

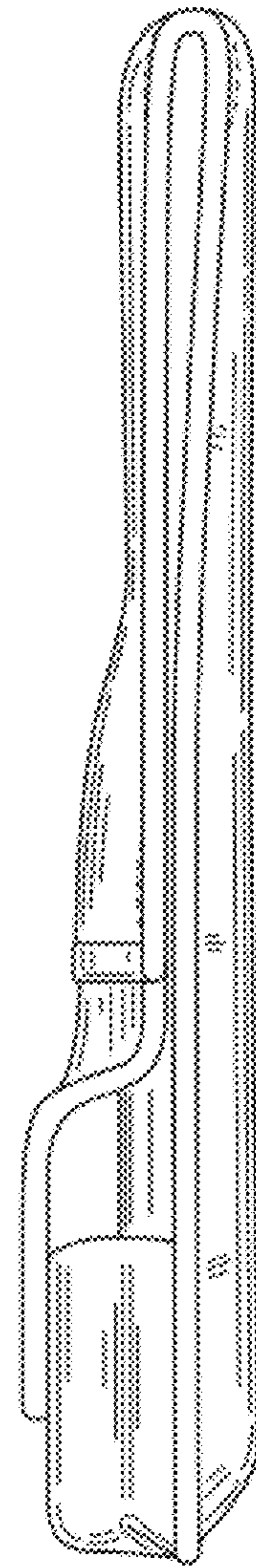


FIG. 4

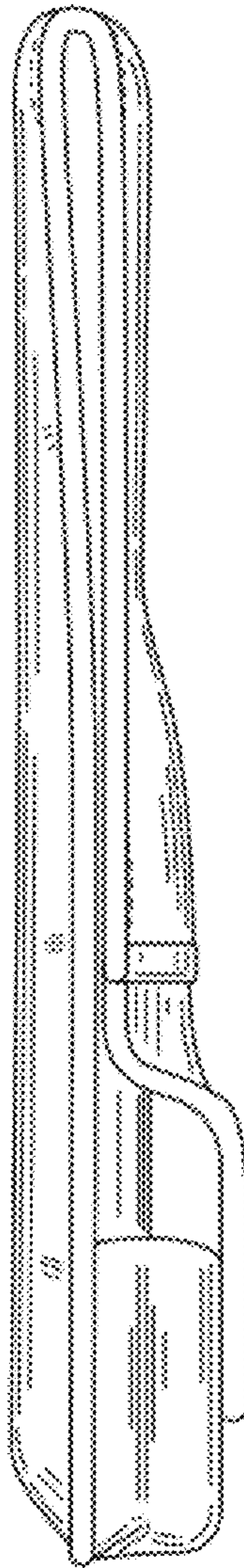


FIG. 5




FIG. 6




FIG. 7

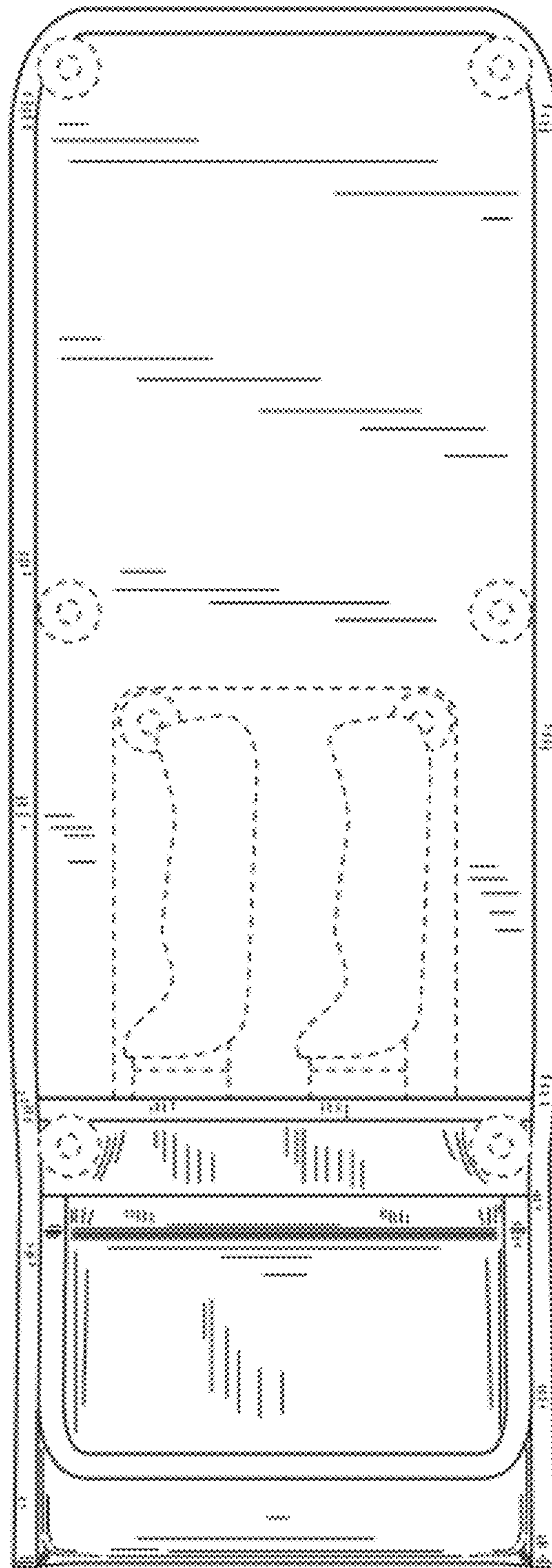


FIG. 8




FIG. 9




FIG. 10