



US00D671305S

(12) **United States Design Patent**
Escobar

(10) **Patent No.:** **US D671,305 S**

(45) **Date of Patent:** **** Nov. 27, 2012**

(54) **OUTSOLE**

(75) Inventor: **Rudy Escobar**, North Hills, CA (US)

(73) Assignee: **Strategic Partners, Inc.**, Chatsworth, CA (US)

(**) Term: **14 Years**

(21) Appl. No.: **29/417,190**

(22) Filed: **Mar. 30, 2012**

(51) **LOC (9) Cl.** **02-04**

(52) **U.S. Cl.** **D2/958; D2/947; D2/951; D2/953; D2/960**

(58) **Field of Classification Search** D2/902, D2/906, 908, 916, 918, 925, 946-962, 977; 36/3 B, 22 R, 24.5, 25 R, 28, 32 R, 34 R, 36/59 C, 67 A, 103

See application file for complete search history.

(56) **References Cited**

U.S. PATENT DOCUMENTS

2,432,533	A *	12/1947	Margolin	36/3 B
D255,177	S *	6/1980	Fuzita	D2/953
D273,632	S *	5/1984	Ueda	D2/908
D301,800	S *	6/1989	Mitsui	D2/954
D303,451	S *	9/1989	Weiner	D2/908
5,070,629	A *	12/1991	Graham et al.	36/27
D362,745	S *	10/1995	Skrivanek	D2/916
D423,763	S *	5/2000	Merceron	D2/952
D479,643	S *	9/2003	O'Shea et al.	D2/951
D497,706	S *	11/2004	Belley et al.	D2/957
D508,307	S *	8/2005	Burg et al.	D2/953
D517,786	S *	3/2006	Burg	D2/951
D530,493	S *	10/2006	Holmes	D2/957
D530,894	S *	10/2006	Cockrell	D2/959

D530,895	S *	10/2006	Cockrell	D2/959
D532,585	S *	11/2006	McDonald	D2/959
D561,438	S *	2/2008	Belley	D2/957
7,430,817	B2 *	10/2008	Abadjian et al.	36/29
D603,595	S *	11/2009	Dowling	D2/954
D619,794	S *	7/2010	McClaskie	D2/957
D626,728	S *	11/2010	Tzenos et al.	D2/896
D650,976	S *	12/2011	Gallas	D2/943
D652,202	S *	1/2012	Huh	D2/957
D661,477	S *	6/2012	Kubis et al.	D2/957
D662,701	S *	7/2012	Raysse	D2/957
D664,748	S *	8/2012	Lubart	D2/923
2002/0035793	A1 *	3/2002	Byrd	36/8.4
2012/0180341	A1 *	7/2012	Crowley et al.	36/103

* cited by examiner

Primary Examiner — T. Chase Nelson

(74) *Attorney, Agent, or Firm* — Blakely Sokoloff Taylor Zafman LLP

(57) **CLAIM**

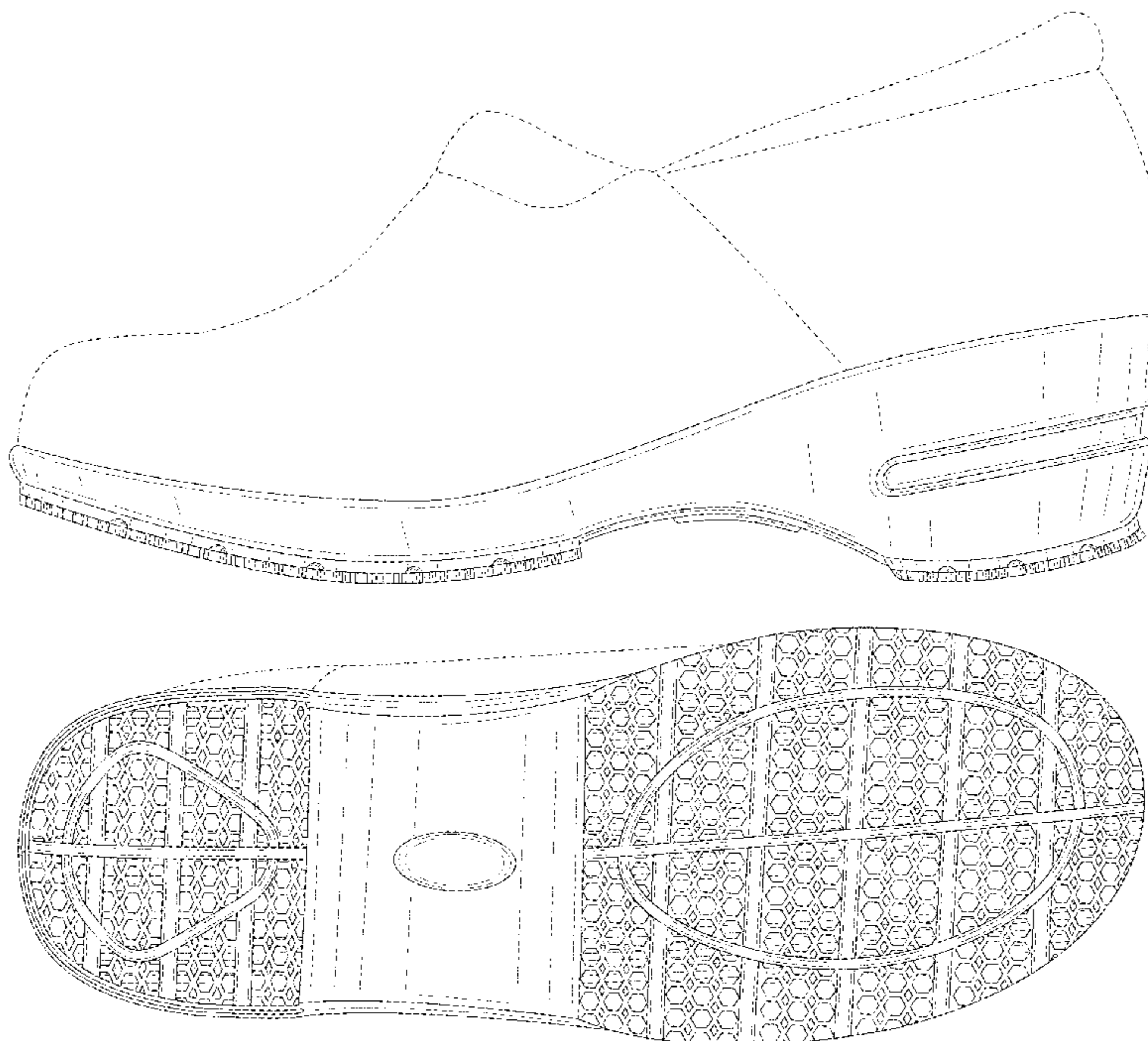
The ornamental design for an outsole, as shown and described.

DESCRIPTION

FIG. 1 is a perspective view of my new design; FIG. 2 is a right side elevation view thereof; FIG. 3 is a left side elevation view thereof; FIG. 4 is a bottom view thereof; FIG. 5 is a front view thereof; and, FIG. 6 is a rear view thereof.

The broken lines in the drawings depict environmental subject matter only and form no part of the claimed design. The top surface of the design is devoid of claimed surface ornamentation.

1 Claim, 5 Drawing Sheets



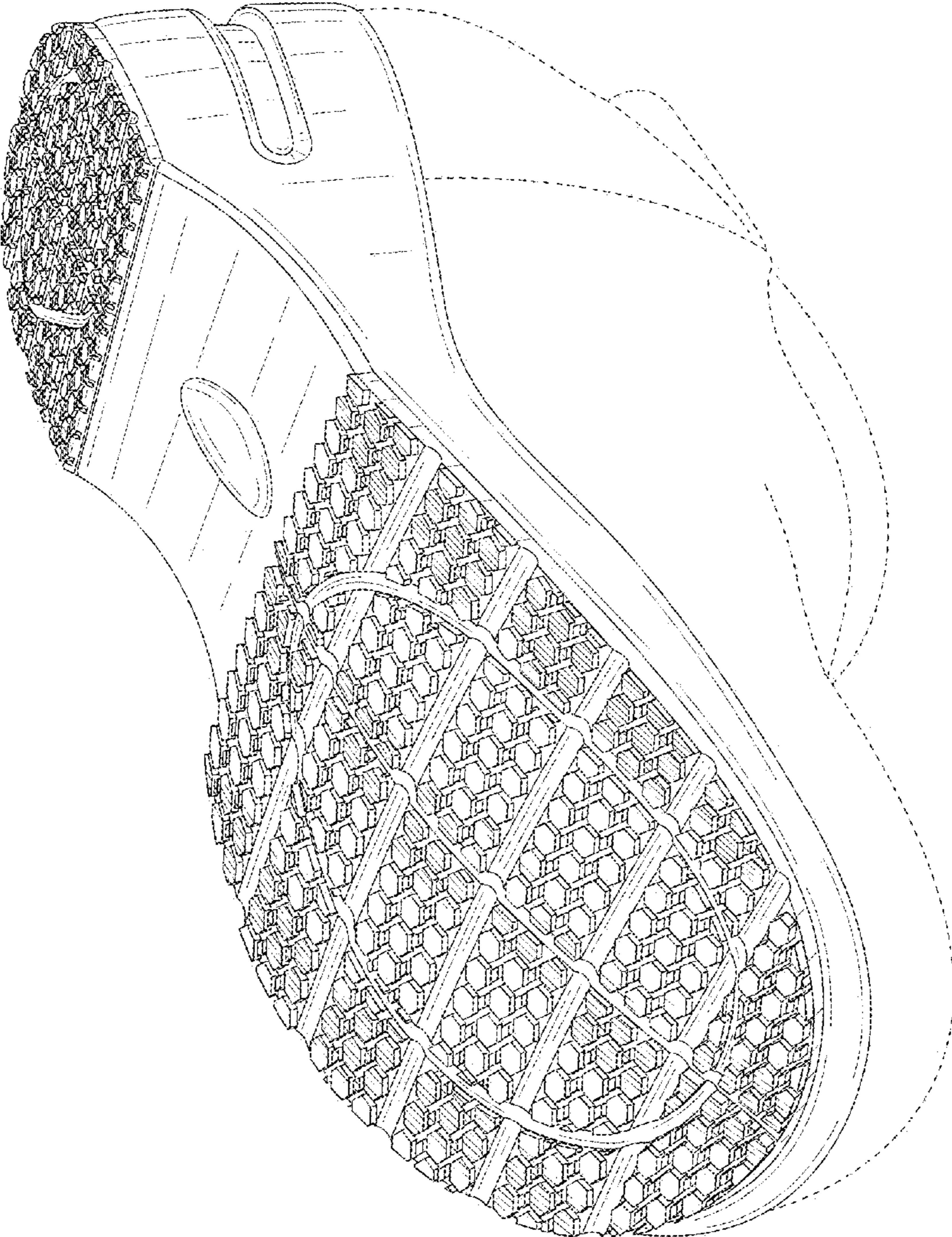


FIG. 1

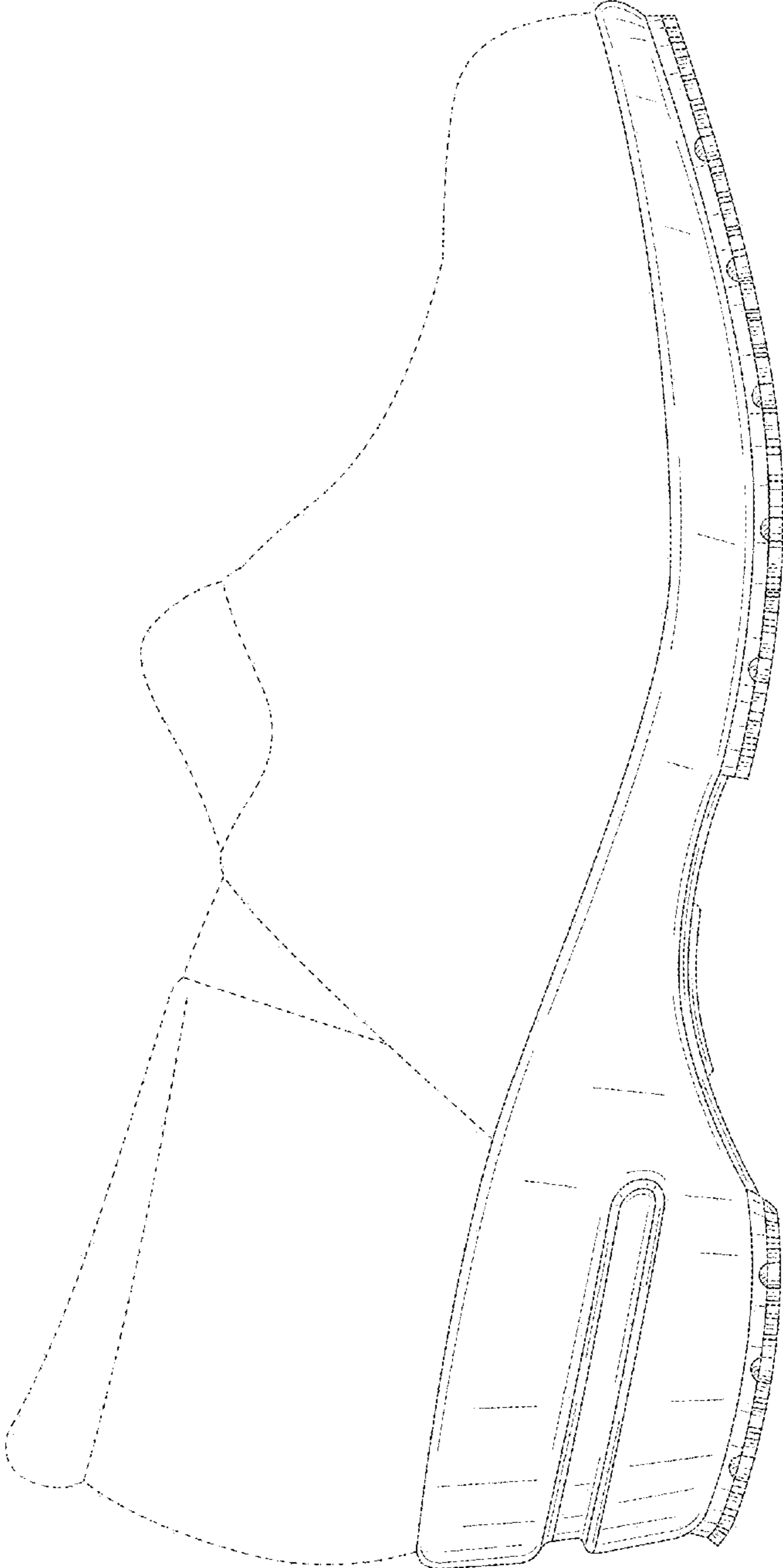


FIG. 2

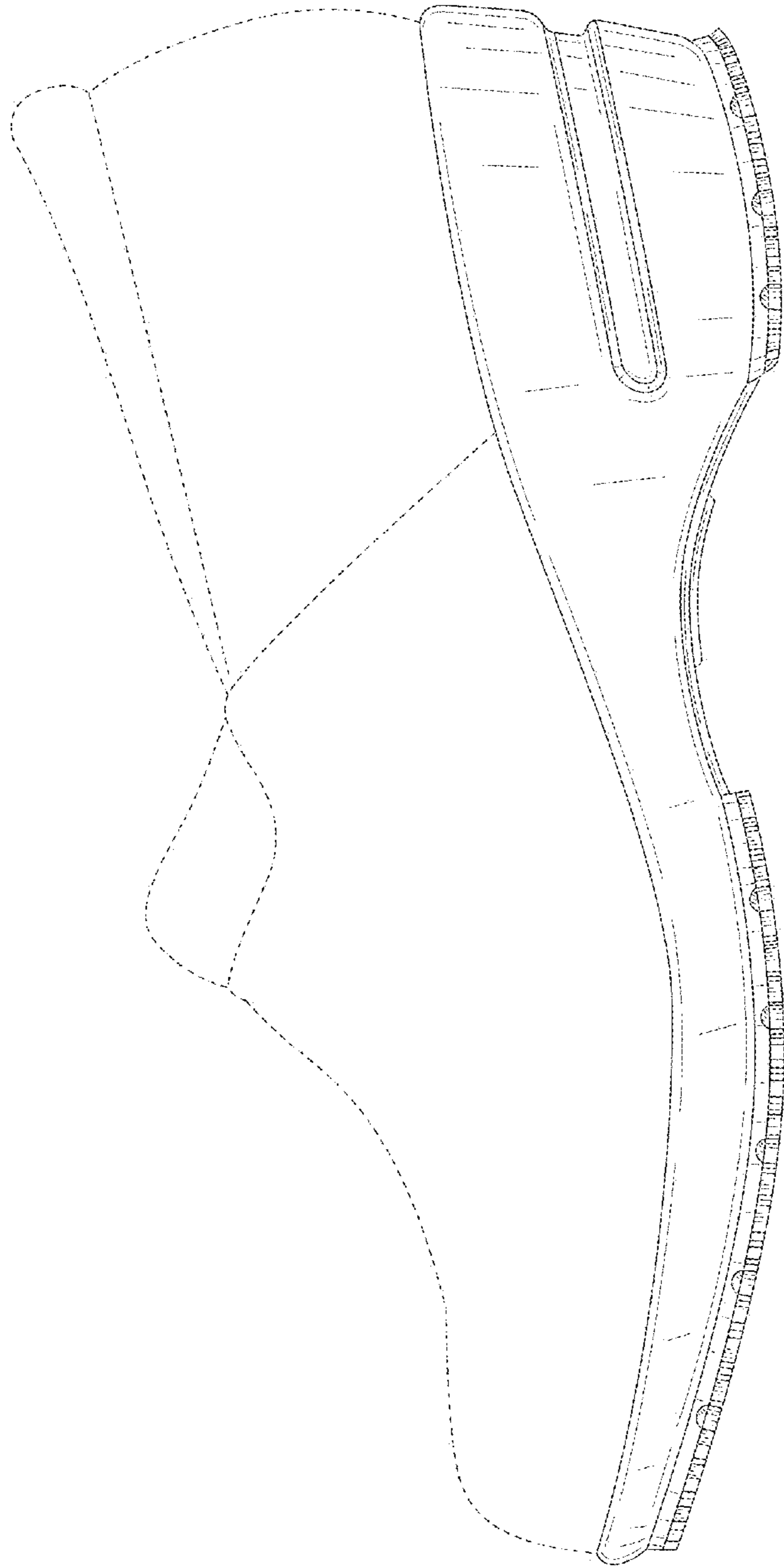


FIG. 3

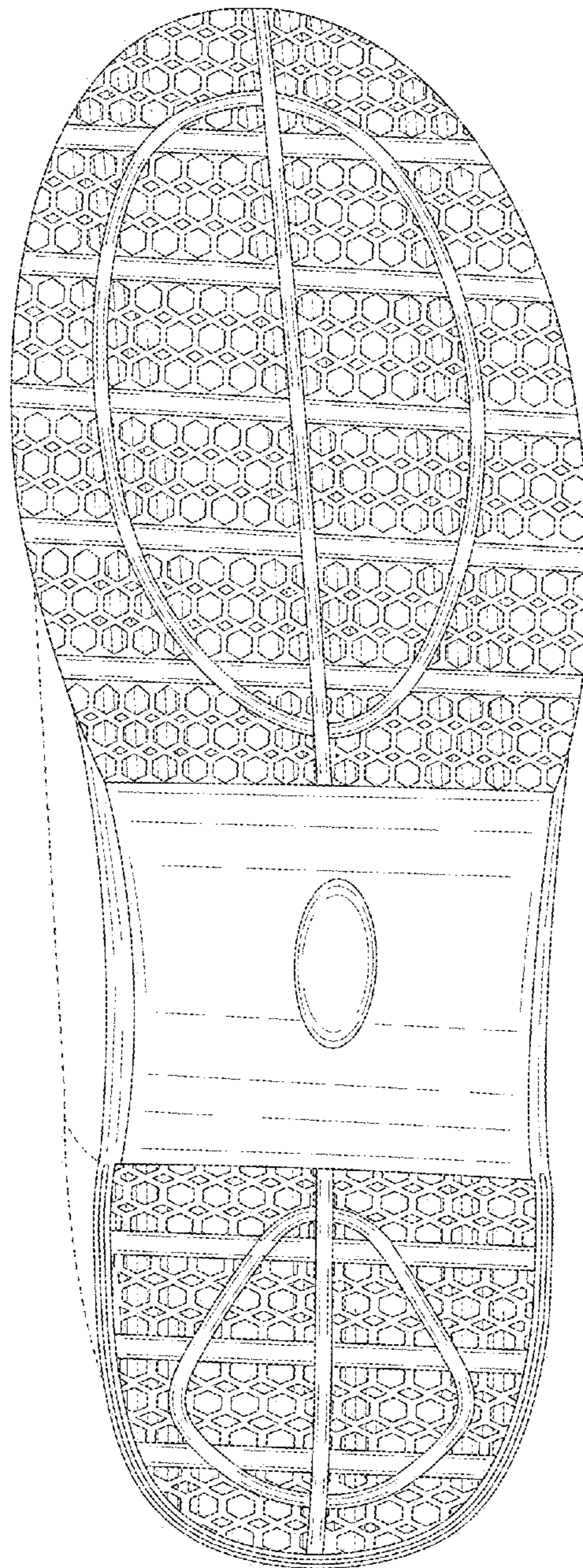


FIG. 4

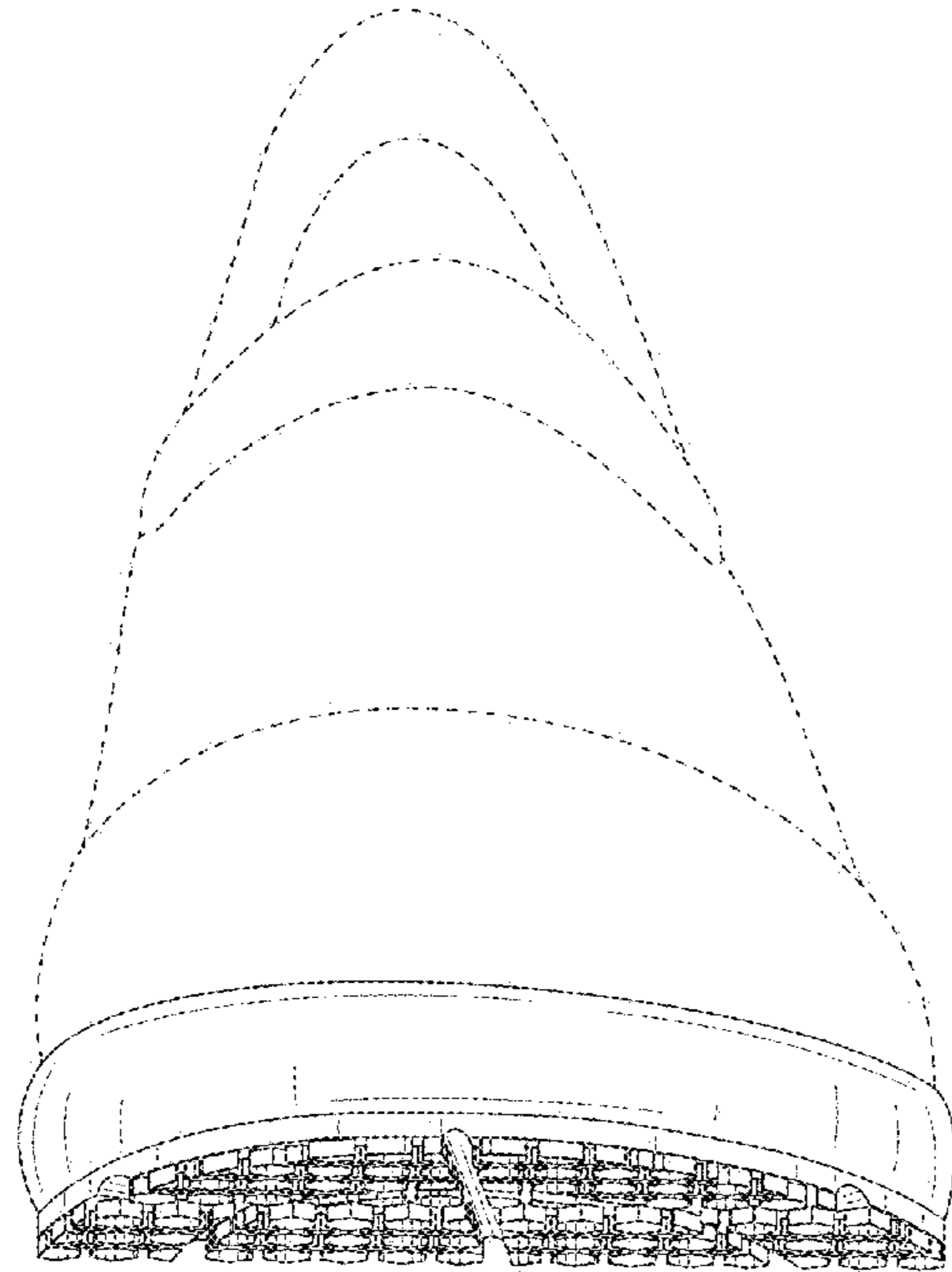


FIG. 5

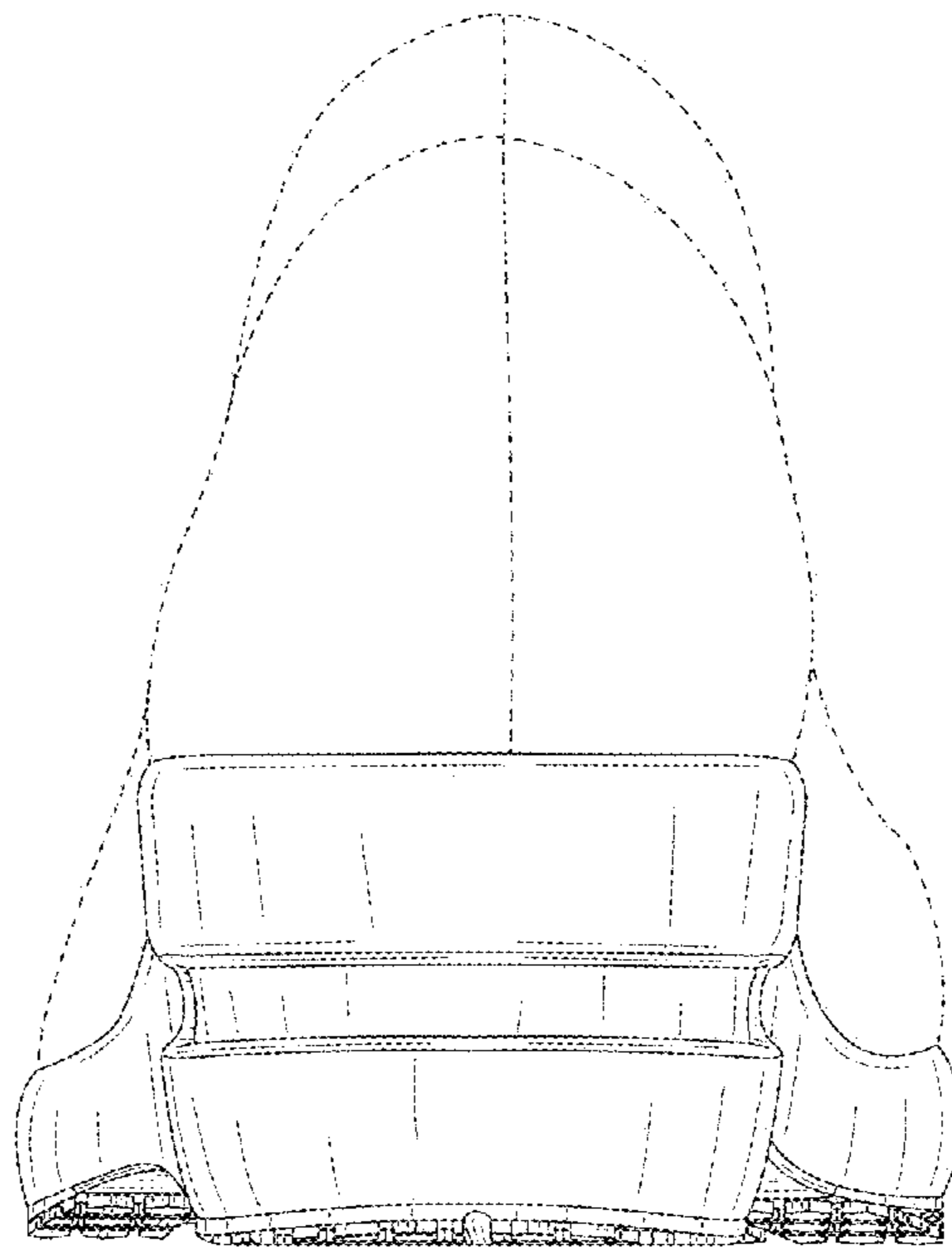


FIG. 6