



US00D671301S

(12) **United States Design Patent**
Dombrow

(10) **Patent No.:** **US D671,301 S**

(45) **Date of Patent:** **** Nov. 27, 2012**

(54) **SHOE BOTTOM**

(75) Inventor: **David Dombrow**, Baltimore, MD (US)

(73) Assignee: **Under Armour, Inc.**, Baltimore, MD (US)

(**) Term: **14 Years**

(21) Appl. No.: **29/415,754**

(22) Filed: **Mar. 14, 2012**

Related U.S. Application Data

(63) Continuation of application No. 29/409,766, filed on Dec. 29, 2011.

(51) **LOC (9) Cl.** **02-04**

(52) **U.S. Cl.** **D2/951; D2/957; D2/960**

(58) **Field of Classification Search** D2/902,
D2/906, 908, 916, 918, 925, 946-962, 977;
36/3 B, 22 R, 24.5, 25 R, 28, 32 R, 34 R,
36/59 C, 67 A, 103

See application file for complete search history.

References Cited

U.S. PATENT DOCUMENTS

D402,449 S *	12/1998	Robinson et al.	D2/951
D403,144 S *	12/1998	Truelsen	D2/953
D407,891 S *	4/1999	Edwards	D2/957
D409,362 S *	5/1999	Turner et al.	D2/960
D409,825 S *	5/1999	Greenberg	D2/953
D410,691 S *	6/1999	Boyer	D2/902
D430,389 S *	9/2000	Del Biondi	D2/960
D435,958 S *	1/2001	White	D2/947
D439,393 S *	3/2001	White	D2/947
D447,323 S *	9/2001	Cadet	D2/953
D464,474 S *	10/2002	Swift	D2/902
D473,698 S *	4/2003	St-Louis	D2/957

D475,509 S *	6/2003	Avar	D2/947
D476,143 S *	6/2003	McDowell	D2/960
D485,423 S *	1/2004	Truelsen	D2/953
D497,703 S *	11/2004	Lupo et al.	D2/953
D501,707 S *	2/2005	Nakano	D2/959
D507,097 S *	7/2005	Sonnergren	D2/956
D508,160 S *	8/2005	Sonnergren	D2/953
D513,842 S *	1/2006	Paytuvi	D2/957
D515,790 S *	2/2006	Romano et al.	D2/952
D523,614 S *	6/2006	Mitchell	D2/960
D524,519 S *	7/2006	Le	D2/952
D528,751 S *	9/2006	Pawlus	D2/953
D529,265 S *	10/2006	Corbi Rico	D2/957
D530,896 S *	10/2006	Dean et al.	D2/961
D536,517 S *	2/2007	Gerber	D2/954
D539,515 S *	4/2007	Robinson et al.	D2/951

(Continued)

Primary Examiner — T. Chase Nelson

(74) *Attorney, Agent, or Firm* — Wesley W. Muller

(57) **CLAIM**

The ornamental design for a shoe bottom, as shown and described.

DESCRIPTION

FIG. 1 is a perspective view of a shoe bottom according to the present invention;

FIG. 2 is a bottom view of the shoe bottom of FIG. 1;

FIG. 3 is a top view of the shoe bottom of FIG. 1;

FIG. 4 is a right side view of the shoe bottom of FIG. 1;

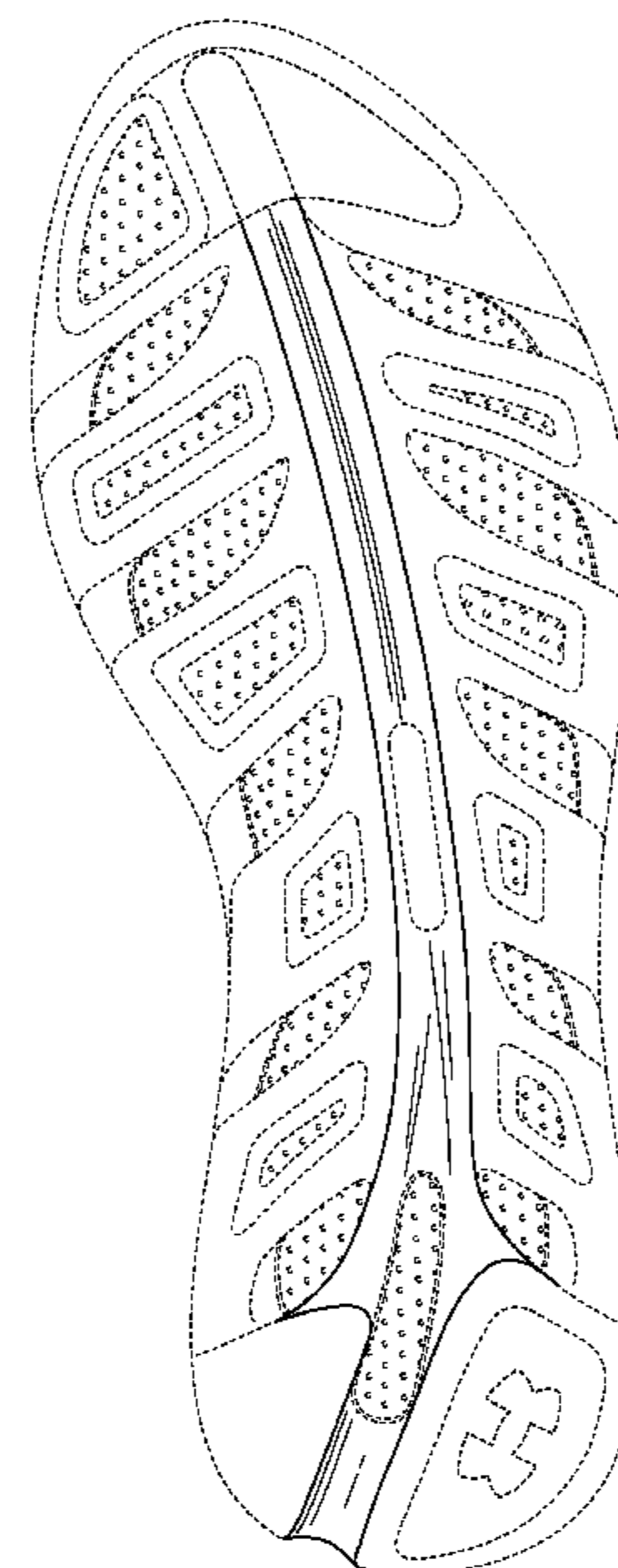
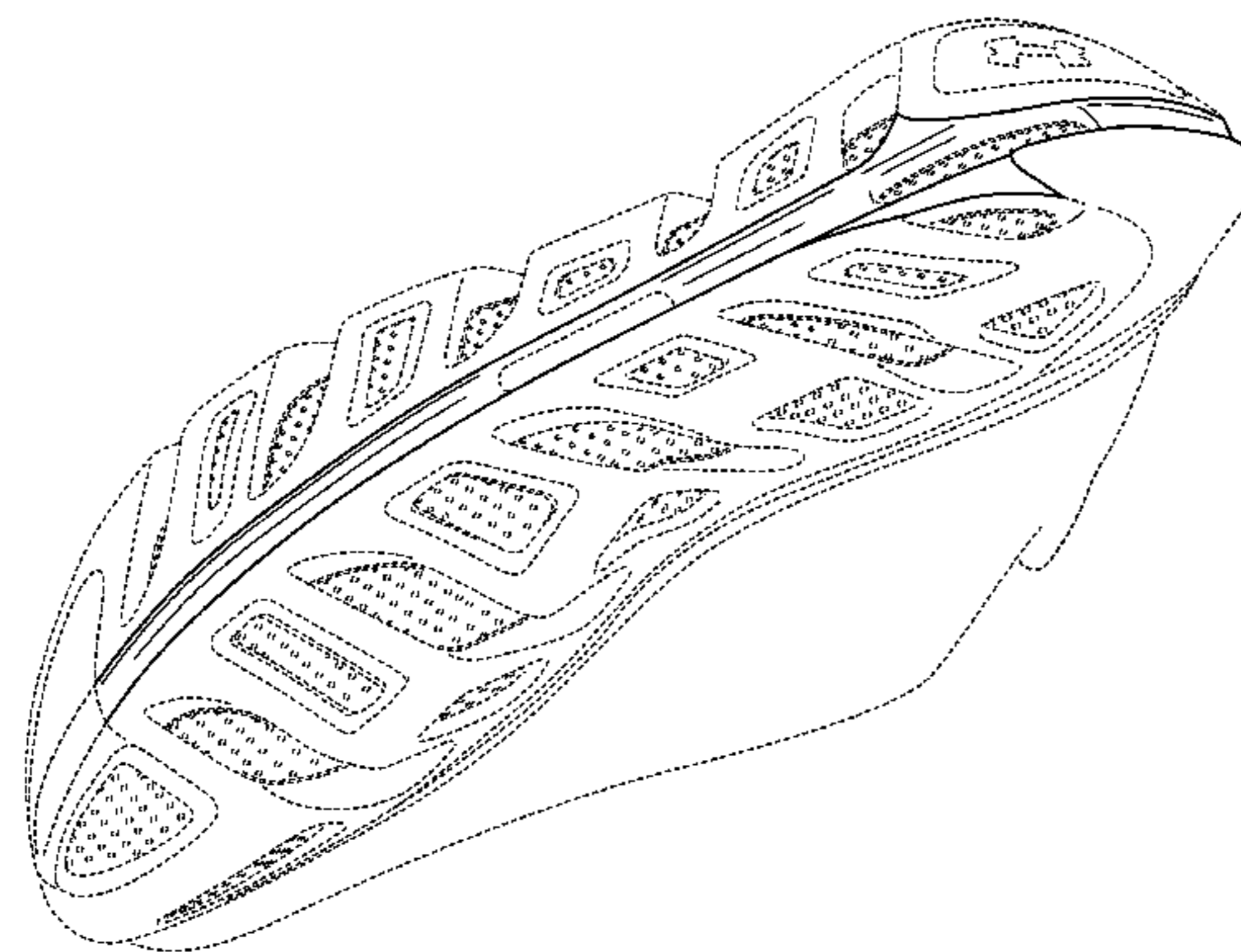
FIG. 5 is a left side view of the shoe bottom of FIG. 1;

FIG. 6 is a front view of the shoe bottom of FIG. 1; and,

FIG. 7 is a rear view of the shoe bottom of FIG. 1.

The broken lines in the figures merely illustrate the environment for the shoe bottom of the present design and therefore form no part of the claimed design,

1 Claim, 7 Drawing Sheets



US D671,301 S

Page 2

U.S. PATENT DOCUMENTS

D543,679	S *	6/2007	Edwards	D2/959	D602,683	S *	10/2009	Roundhouse	D2/957
D545,533	S *	7/2007	Belley et al.	D2/956	7,607,241	B2 *	10/2009	McDonald et al.	36/102
D545,534	S *	7/2007	McClaskie	D2/959	D604,488	S *	11/2009	Amphyon	D2/953
D552,335	S *	10/2007	Matis et al.	D2/957	D604,932	S *	12/2009	Le	D2/957
D552,839	S *	10/2007	Le et al.	D2/961	7,634,861	B2 *	12/2009	Kilgore	36/97
D554,838	S *	11/2007	McClaskie	D2/957	D607,193	S *	1/2010	Recchi	D2/959
D556,980	S *	12/2007	Bramani	D2/902	7,650,707	B2 *	1/2010	Campbell et al.	36/127
D557,883	S *	12/2007	McClaskie	D2/952	7,665,231	B2 *	2/2010	Abadjian et al.	36/29
D558,434	S *	1/2008	Roth	D2/959	D616,185	S *	5/2010	Butler	D2/952
D561,434	S *	2/2008	Fujita et al.	D2/953	D616,188	S *	5/2010	Chan	D2/960
D561,438	S *	2/2008	Belley	D2/957	D617,085	S *	6/2010	Recchi et al.	D2/957
D565,285	S *	4/2008	Duffy et al.	D2/953	7,762,008	B1 *	7/2010	Clark et al.	36/3 B
D567,492	S *	4/2008	Belley et al.	D2/957	D622,492	S *	8/2010	McClaskie	D2/952
D568,593	S *	5/2008	Chen	D2/953	D624,293	S *	9/2010	Recchi et al.	D2/959
D570,080	S *	6/2008	Feller et al.	D2/959	D627,144	S *	11/2010	Bettencourt	D2/951
D571,087	S *	6/2008	Dillenbeck et al.	D2/953	D627,145	S *	11/2010	McClaskie	D2/952
D574,130	S *	8/2008	Le	D2/956	D632,879	S *	2/2011	Merkazy et al.	D2/953
7,421,805	B2 *	9/2008	Geer	36/25 R	D643,194	S *	8/2011	Raysse	D2/951
D580,137	S *	11/2008	Andersen et al.	D2/952	D649,756	S *	12/2011	Thornhill	D2/960
D580,139	S *	11/2008	McClaskie	D2/953	D650,566	S *	12/2011	Yamashita et al.	D2/951
D586,093	S *	2/2009	Mermet	D2/960	2004/0098881	A1 *	5/2004	Flavio et al.	36/25 R
D586,544	S *	2/2009	Fuerst	D2/959	2010/0180474	A1 *	7/2010	Clark et al.	36/3 B
D591,943	S *	5/2009	Recchi	D2/953	2010/0281711	A1 *	11/2010	Vestuti et al.	36/28
D593,291	S *	6/2009	Chen	D2/953	2010/0307025	A1 *	12/2010	Truelsen et al.	36/28
D593,740	S *	6/2009	McClaskie	D2/957	2011/0185590	A1 *	8/2011	Nishiwaki et al.	36/28
D594,195	S *	6/2009	Nakano	D2/957	2011/0197469	A1 *	8/2011	Nishiwaki et al.	36/28

* cited by examiner

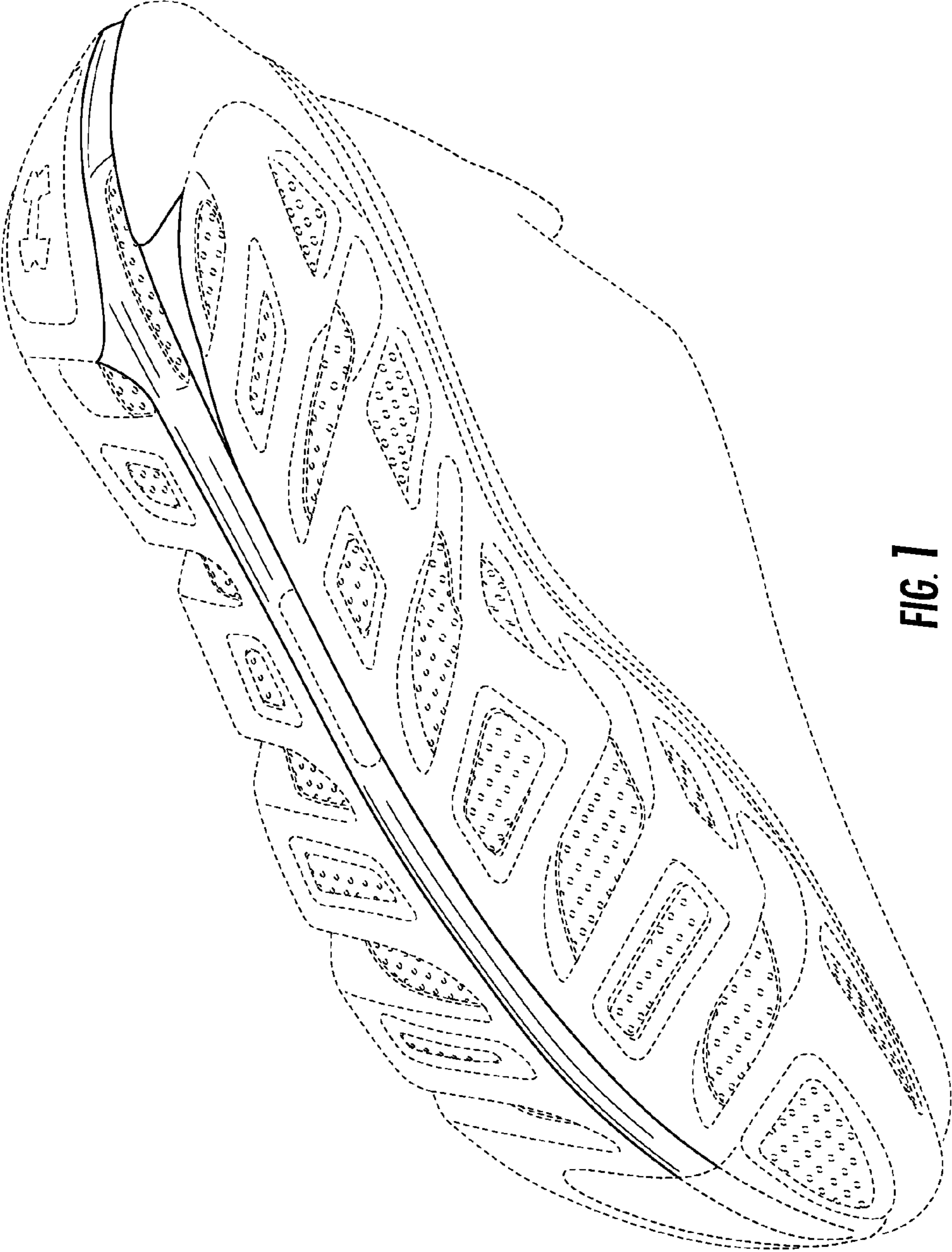


FIG. 1

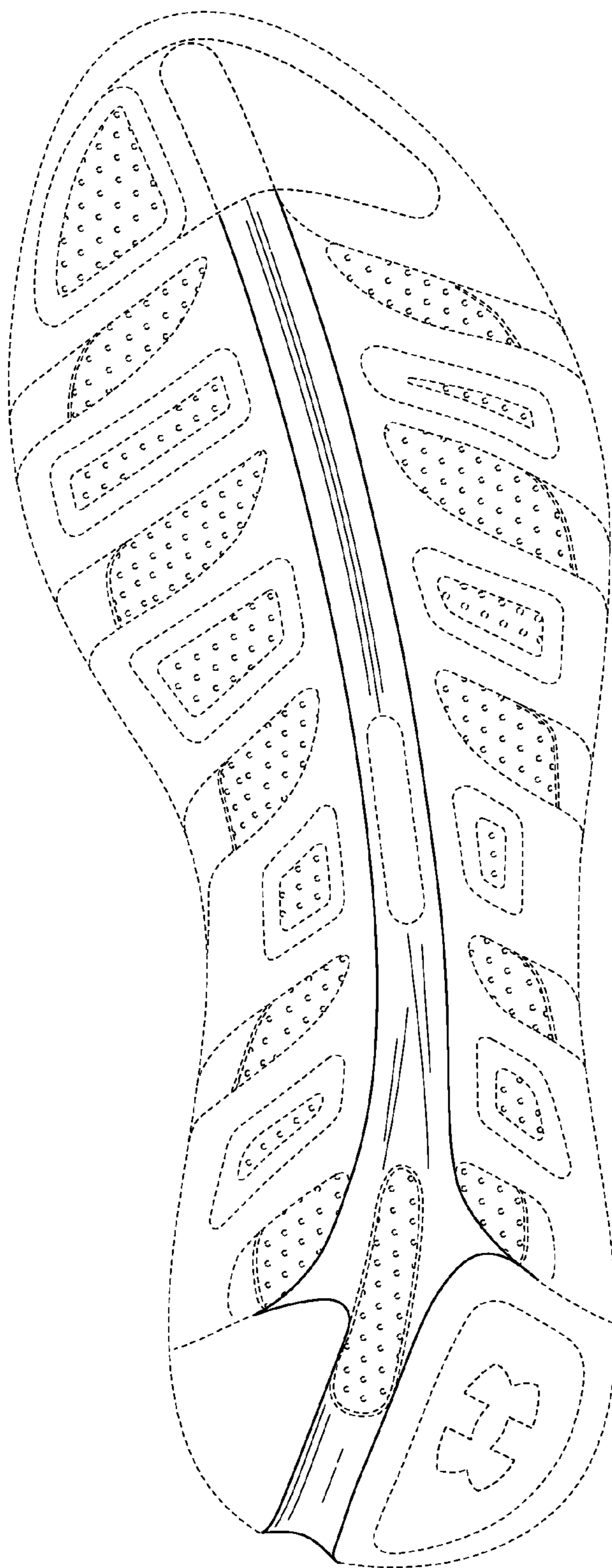


FIG. 2

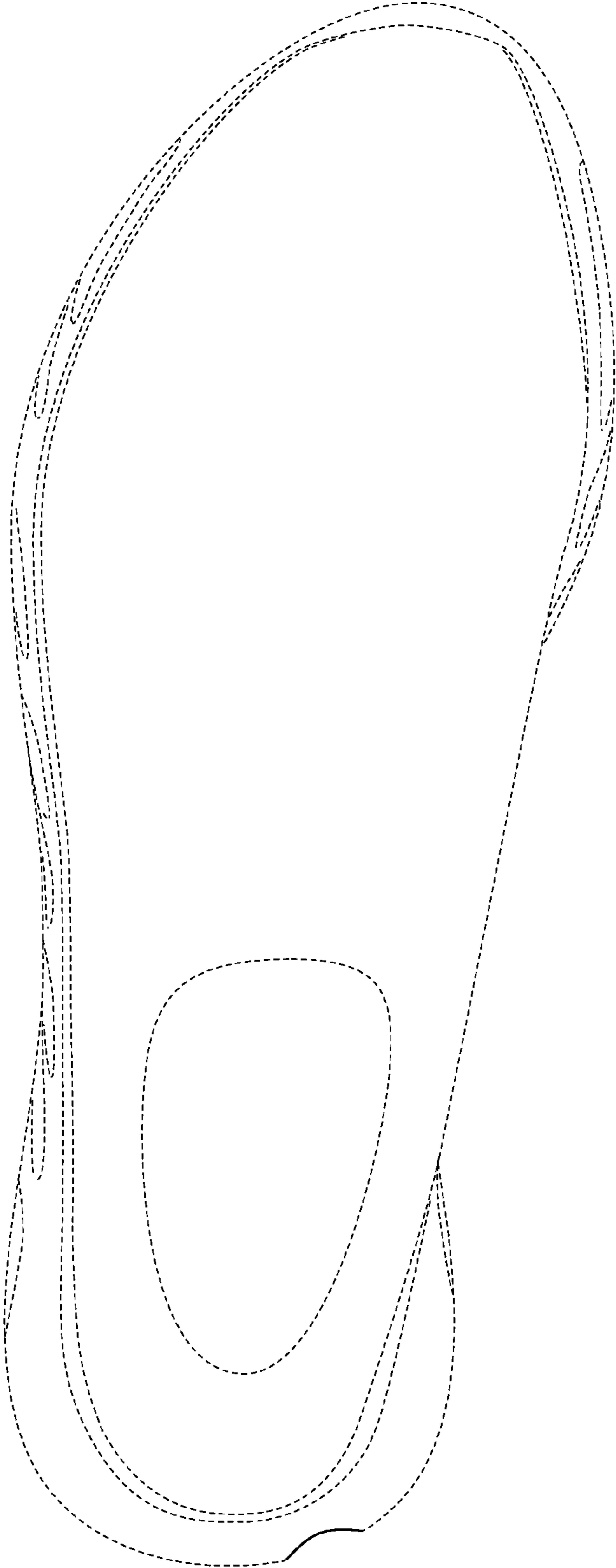


FIG. 3

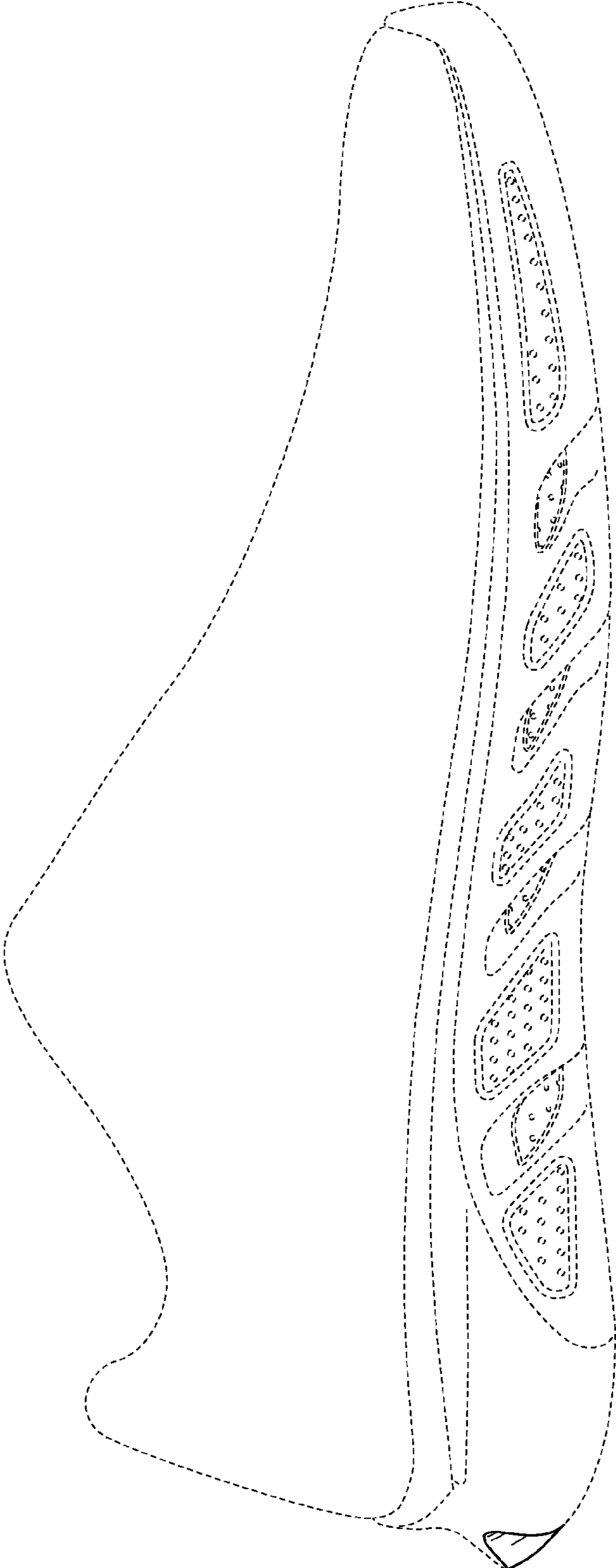


FIG. 4

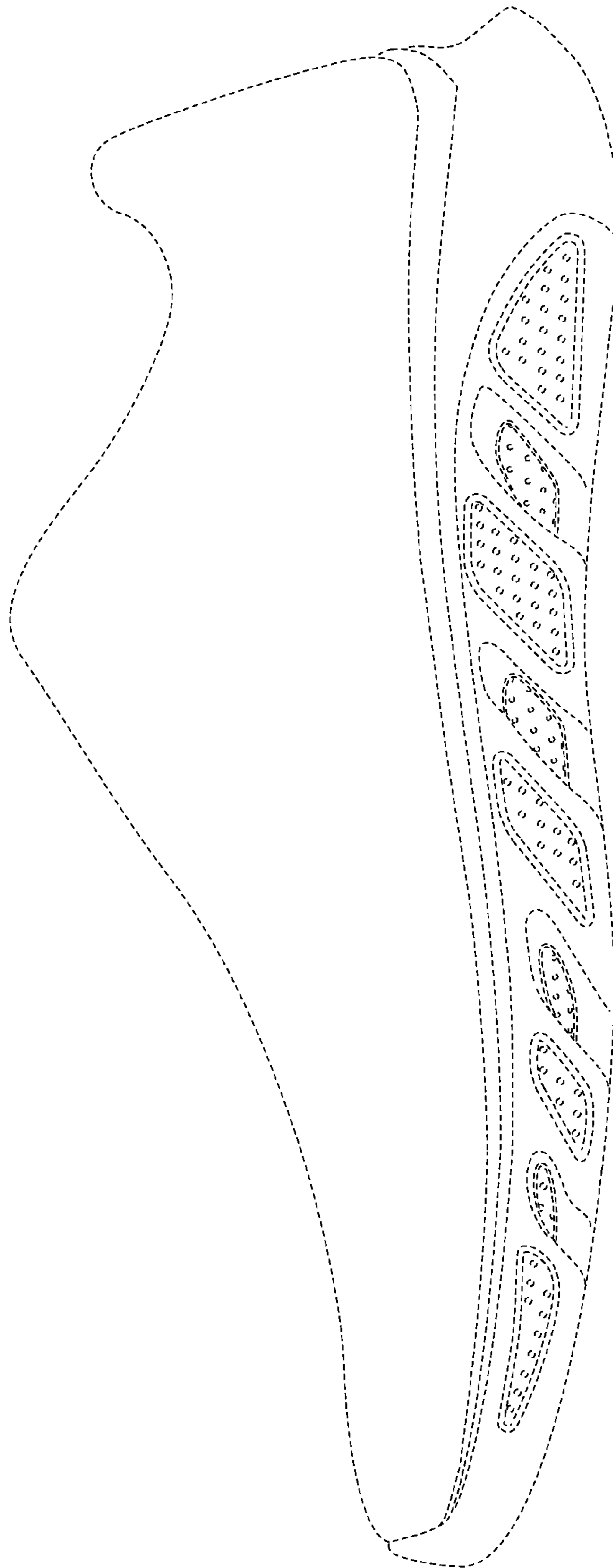


FIG. 5

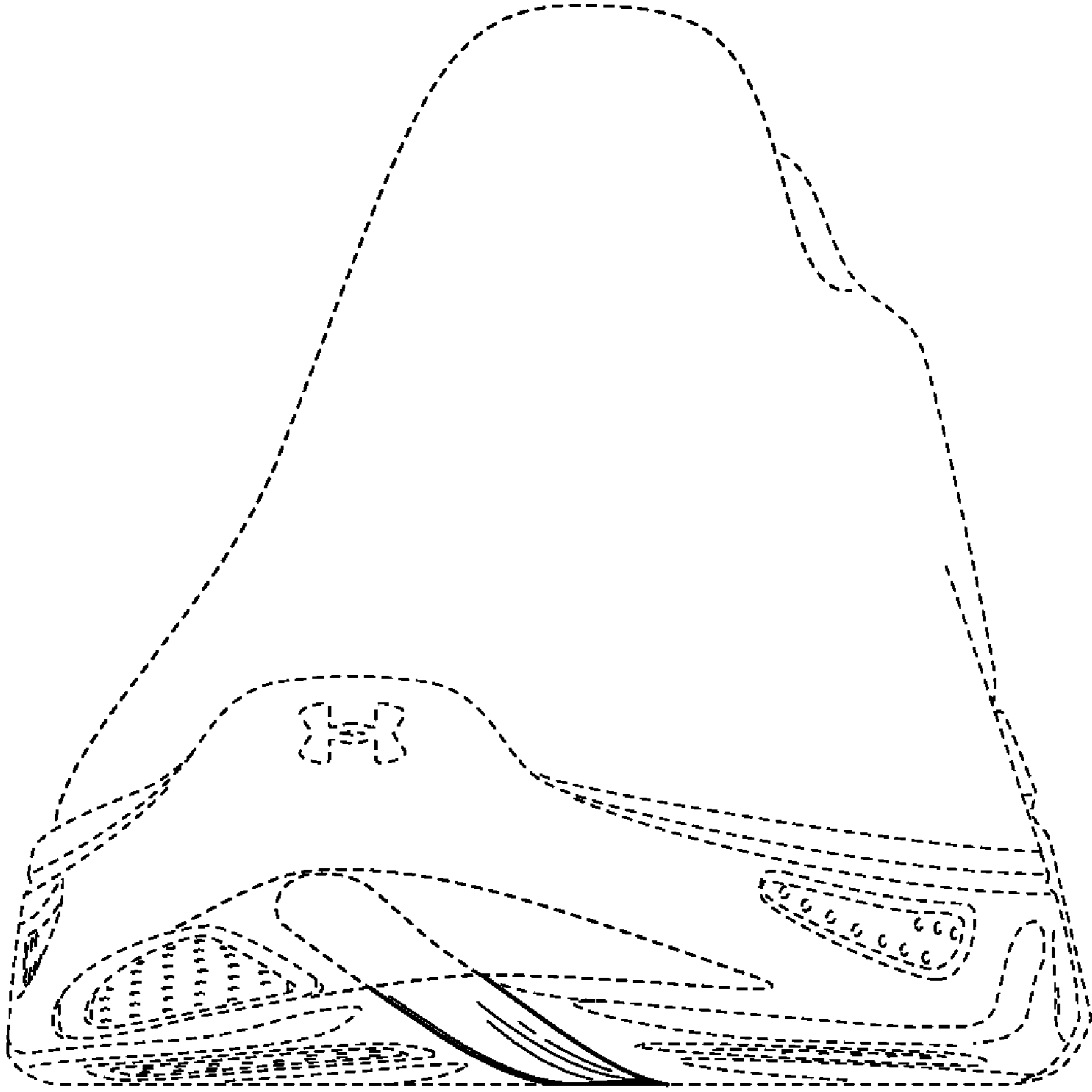


FIG. 6

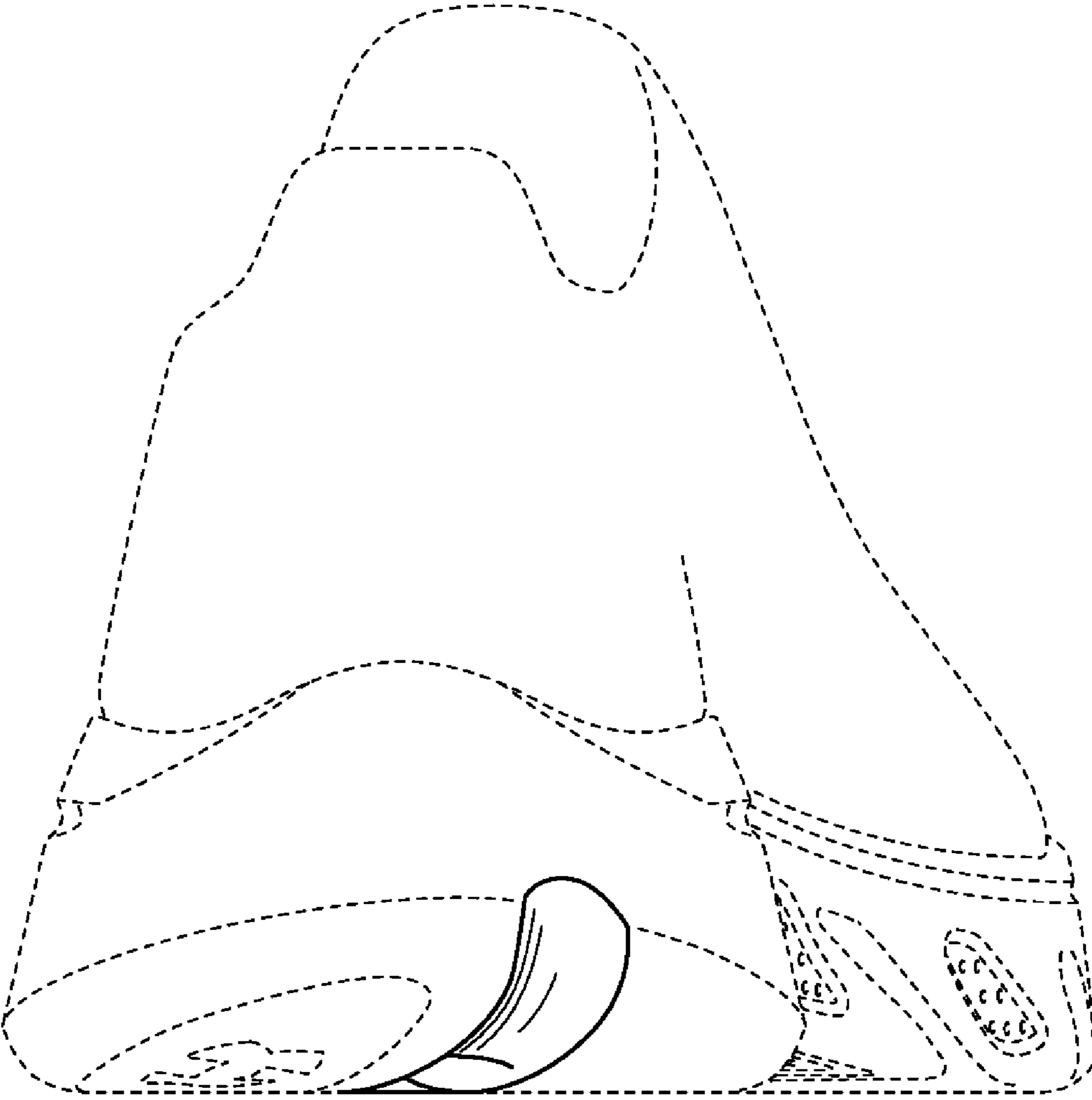


FIG. 7