

US00D671300S

(12) **United States Design Patent**
Garcia Mira

(10) **Patent No.:** **US D671,300 S**

(45) **Date of Patent:** **** Nov. 27, 2012**

(54) **SHOE**

(75) **Inventor:** **Pedro Javier Garcia Mira**, Elda
Alicante (ES)

(73) **Assignee:** **Pedro Garcia Estudio, S.L.**, Elda,
Alicante (ES)

(**) **Term:** **14 Years**

(21) **Appl. No.:** **29/383,468**

(22) **Filed:** **Jan. 18, 2011**

(51) **LOC (9) Cl.** **02-04**

(52) **U.S. Cl.** **D2/923; D2/976**

(58) **Field of Classification Search** D2/896,
D2/909, 910, 923, 924, 925, 939, 946, 947,
D2/964, 965, 968, 969, 972, 976, 977; 36/83,
36/136, 137, 11, 34 R, 34 A, 34 B, 45, 46.5,
36/52, 57, 77 R, 77 M; D11/1, 16, 34, 79,
D11/86, 87, 89, 90, 91, 92

See application file for complete search history.

(56) **References Cited**

U.S. PATENT DOCUMENTS

D75,161 S *	5/1928	Hughes	D2/944
1,977,995 A *	10/1934	Morali	36/11.5
D119,654 S *	3/1940	Chedekel	D2/923
D147,356 S *	8/1947	Stritter	D2/923
D149,160 S *	4/1948	Bodie et al.	D2/923
D174,501 S *	4/1955	Jackson	D2/923
D188,590 S *	8/1960	Rose	D2/944
3,137,950 A *	6/1964	Lee	36/138

D205,755 S *	9/1966	Slade	D2/909
D232,008 S *	7/1974	Fukuou	D2/923
D265,266 S *	7/1982	Snyder	D2/897
D337,870 S *	8/1993	Valade	D2/944
D342,598 S *	12/1993	Harrington	D2/939
D343,946 S *	2/1994	Valade	D2/923
D466,680 S *	12/2002	Jacobs	D2/923
D474,003 S *	5/2003	Della Valle	D2/923
D530,076 S *	10/2006	Choi	D2/976
D532,596 S *	11/2006	Choi	D2/976
D534,713 S *	1/2007	Weitzman	D2/929
D540,533 S *	4/2007	Choi	D2/976
D580,648 S *	11/2008	Choi	D2/976
D645,656 S *	9/2011	Nakamura	D2/976
D664,332 S *	7/2012	Garcia Mira	D2/925
D664,333 S *	7/2012	Garcia Mira	D2/939

* cited by examiner

Primary Examiner — Elizabeth J Oswecki

(74) *Attorney, Agent, or Firm* — Baker & McKenzie LLP

(57) **CLAIM**

The ornamental design for a shoe, as shown and described.

DESCRIPTION

FIG. 1 is a front perspective view of a shoe showing my design;

FIG. 2 is a back perspective view thereof;

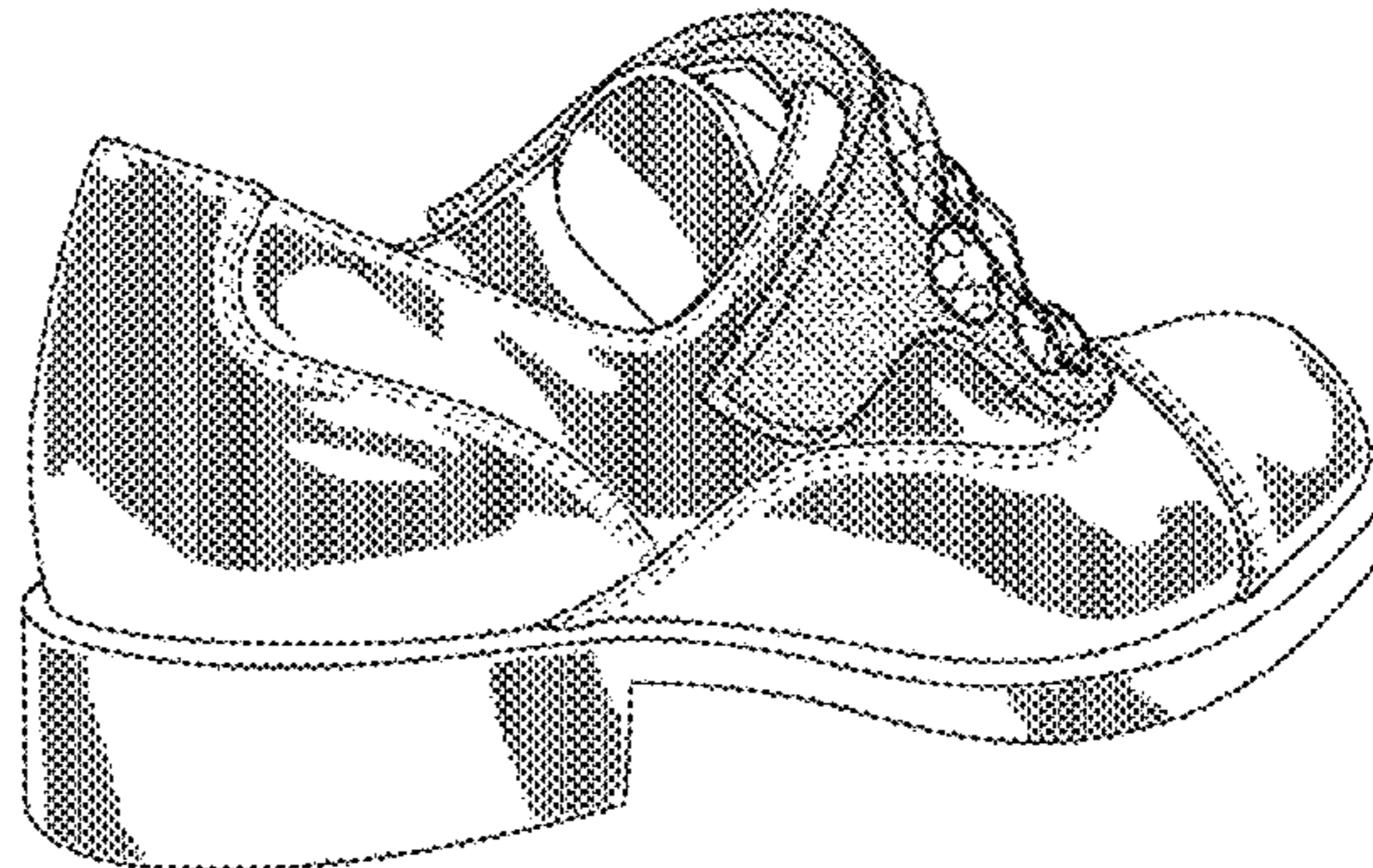
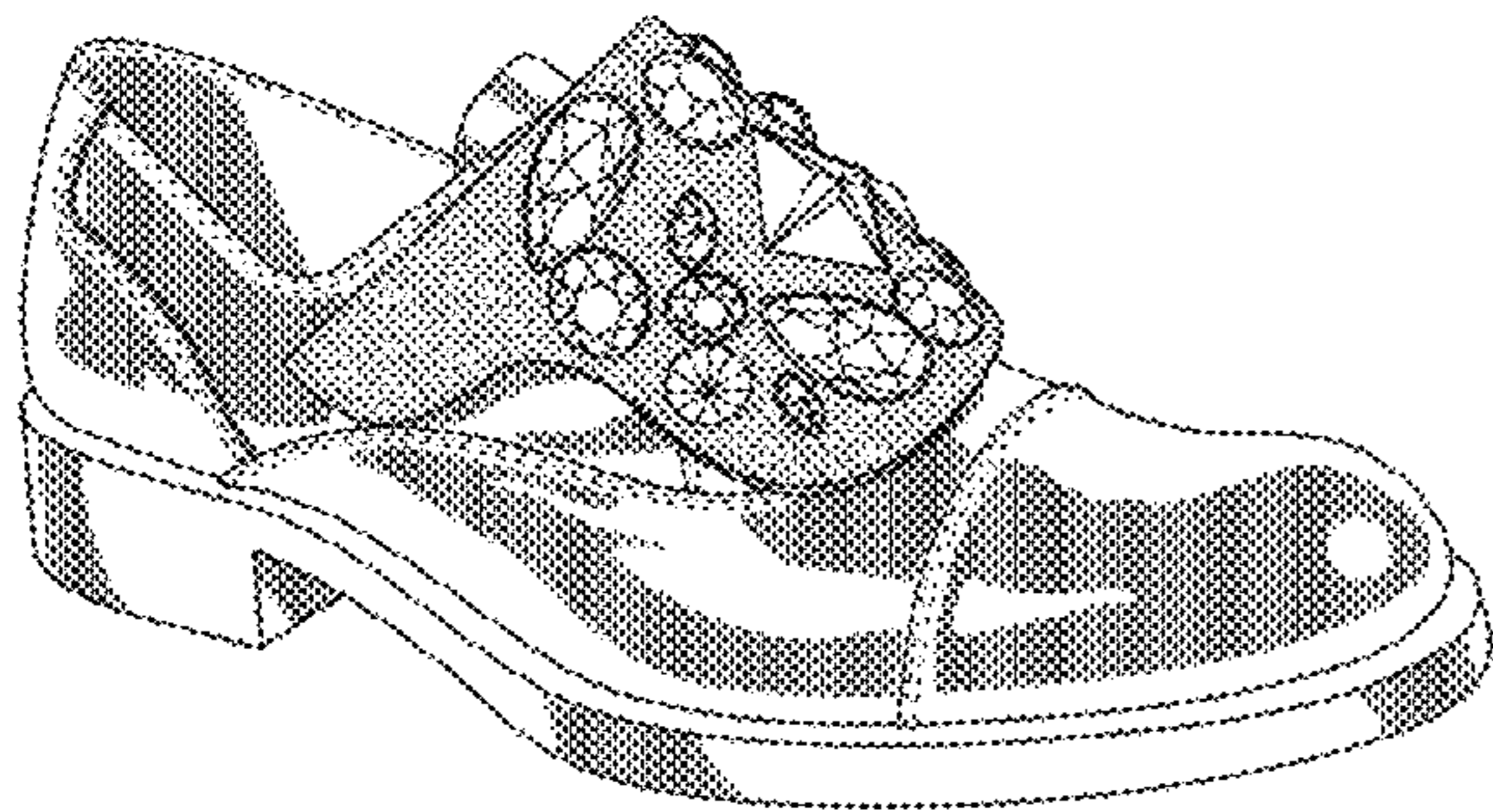
FIG. 3 is a side elevation view thereof; and,

FIG. 4 is a top plan view thereof.

The broken lines shown on the shoe represent thread stitching.

All surfaces not shown form no part of the claimed design.

1 Claim, 2 Drawing Sheets



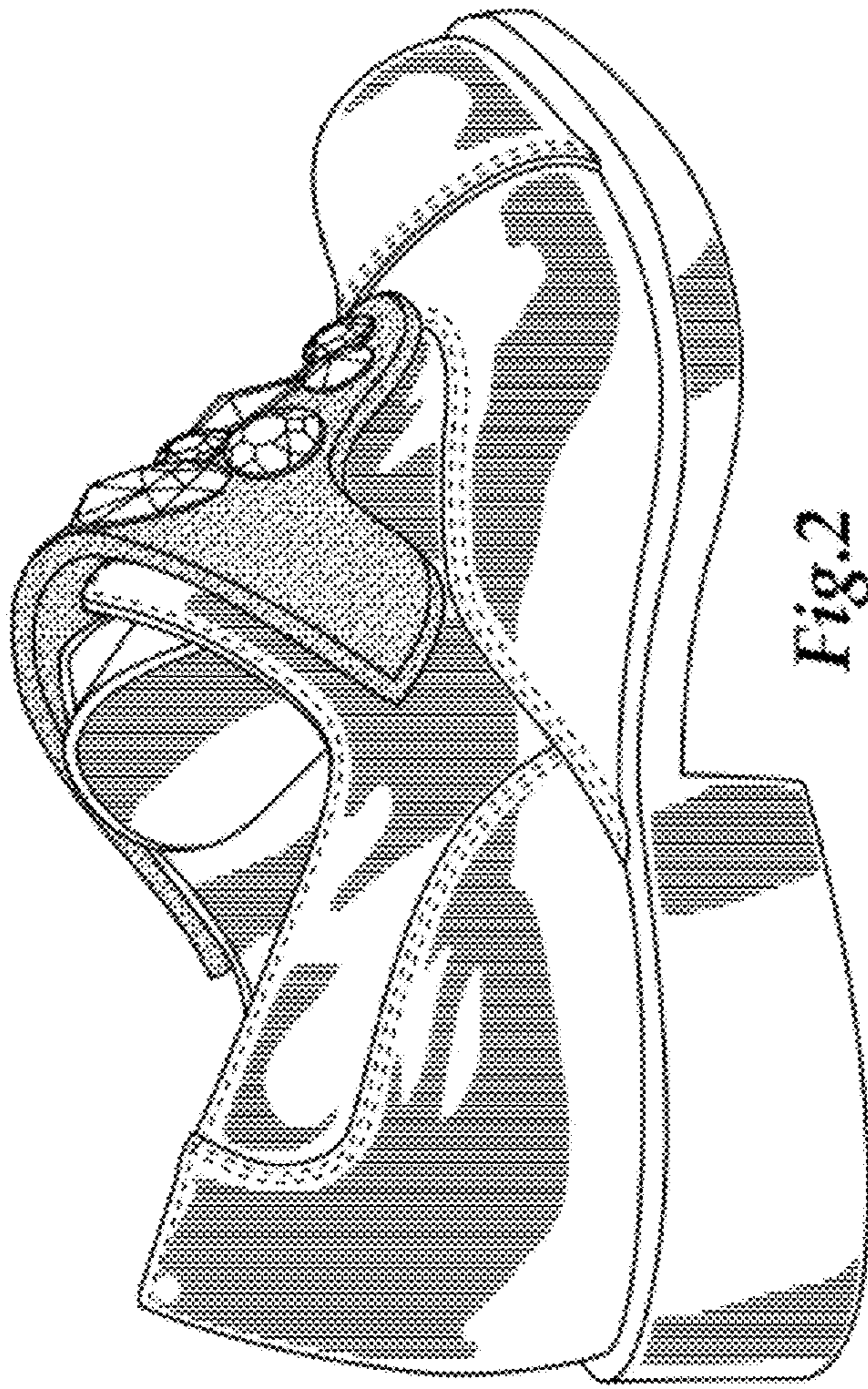


Fig.2

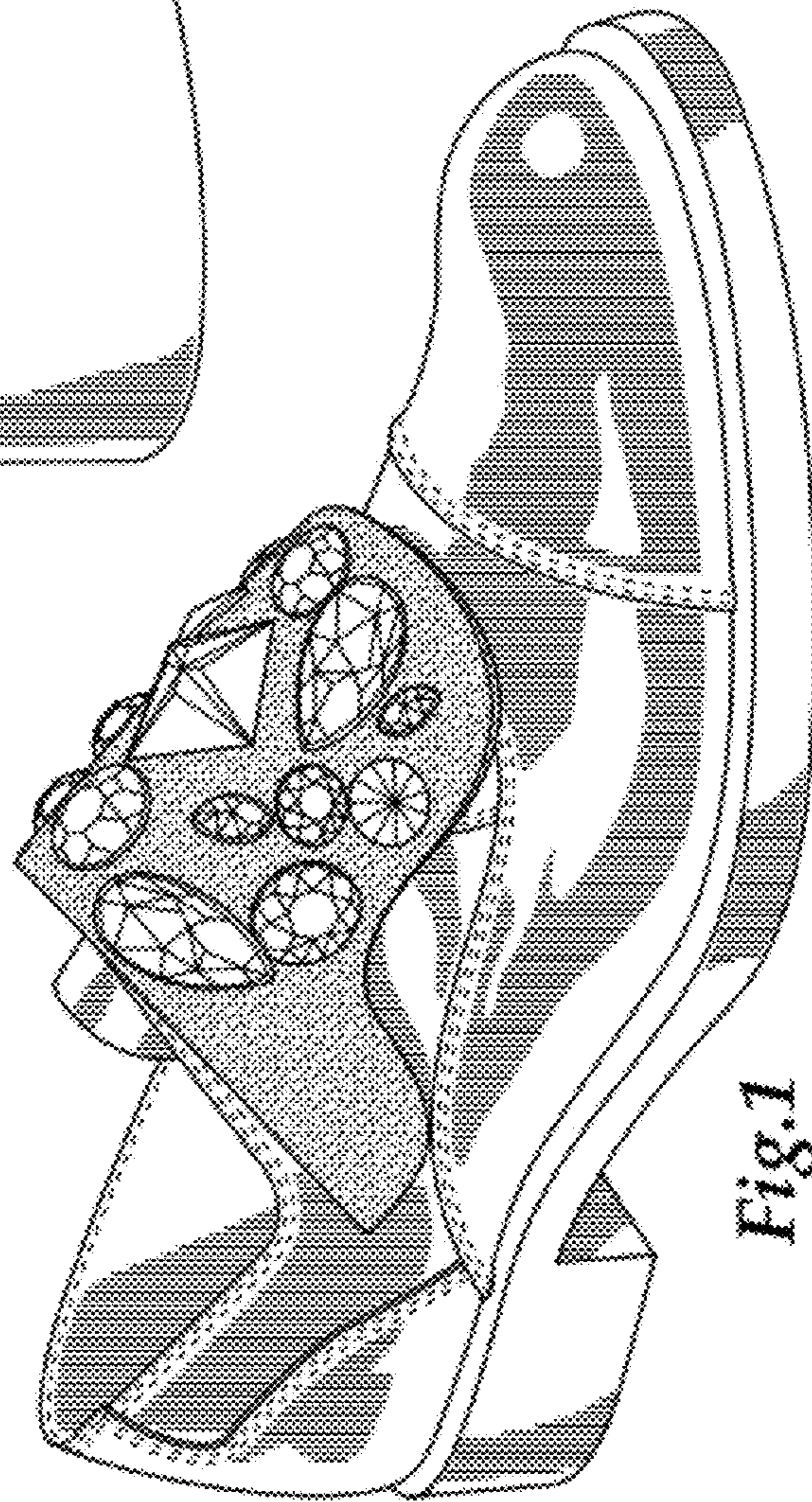


Fig.1

