



US00D671298S

(12) **United States Design Patent**  
**Dandapure et al.**

(10) **Patent No.:** **US D671,298 S**

(45) **Date of Patent:** **\*\* Nov. 27, 2012**

(54) **BRA**  
(75) Inventors: **Yogendra V. Dandapure**, Richmond (CA); **Cassandra Ming Wai Sze**, Vancouver (CA); **Jill Natalie Chatwood**, Vancouver (CA)

(73) Assignee: **Lululemon Athletica Canada Inc.**, Vancouver (CA)

(\*\*) Term: **14 Years**

(21) Appl. No.: **29/404,148**

(22) Filed: **Oct. 17, 2011**

(51) **LOC (9) Cl.** ..... **02-03**

(52) **U.S. Cl.** ..... **D2/708**

(58) **Field of Classification Search** ..... D2/700, D2/703, 706, 707, 708, 709, 710, 731, 736, D2/737; 2/67, 109, 113; 66/171, 176; 450/1, 450/2, 3, 34, 65, 86  
See application file for complete search history.

(56) **References Cited**

**U.S. PATENT DOCUMENTS**

1,215,602	A *	2/1917	Williams	.....	450/18
1,705,113	A *	3/1929	Harvey	.....	2/326
2,380,199	A *	7/1945	Stein	.....	450/68
5,690,537	A *	11/1997	Kalmus	.....	450/57
5,769,688	A *	6/1998	Holliday	.....	450/57
6,198,204	B1 *	3/2001	Pottenger	.....	310/326
D550,368	S *	9/2007	Hankins	.....	D24/190

D578,277	S *	10/2008	Lung	.....	D2/706
7,435,155	B2 *	10/2008	Reinisch et al.	.....	450/59
D608,979	S *	2/2010	Wayns	.....	D2/706
7,887,390	B2 *	2/2011	Dowe	.....	450/91
8,113,911	B1 *	2/2012	Hansen et al.	.....	450/155
2009/0098803	A1	4/2009	Reinisch et al.		
2010/0240279	A1 *	9/2010	Otsuka	.....	450/39
2011/0016616	A1 *	1/2011	Crouch	.....	2/338
2012/0108143	A1 *	5/2012	Sherwood	.....	450/57

**FOREIGN PATENT DOCUMENTS**

CA 124967 \* 4/2009

\* cited by examiner

*Primary Examiner* — Karen E Eldridge Powers

(74) *Attorney, Agent, or Firm* — DLA Piper LLP US

(57) **CLAIM**

The ornamental design for a bra, as shown and described.

**DESCRIPTION**

FIG. 1 is a perspective view thereof, according to an embodiment of the claimed design;

FIG. 2 is a front elevation view thereof;

FIG. 3 is a back elevation view thereof;

FIG. 4 is a left side elevation view thereof;

FIG. 5 is a right side view thereof;

FIG. 6 is a top plan view thereof; and,

FIG. 7 is a bottom plan view thereof.

The broken lines in the drawings illustrate those features of the article to which the design is applied that form no part of the claim.

**1 Claim, 6 Drawing Sheets**



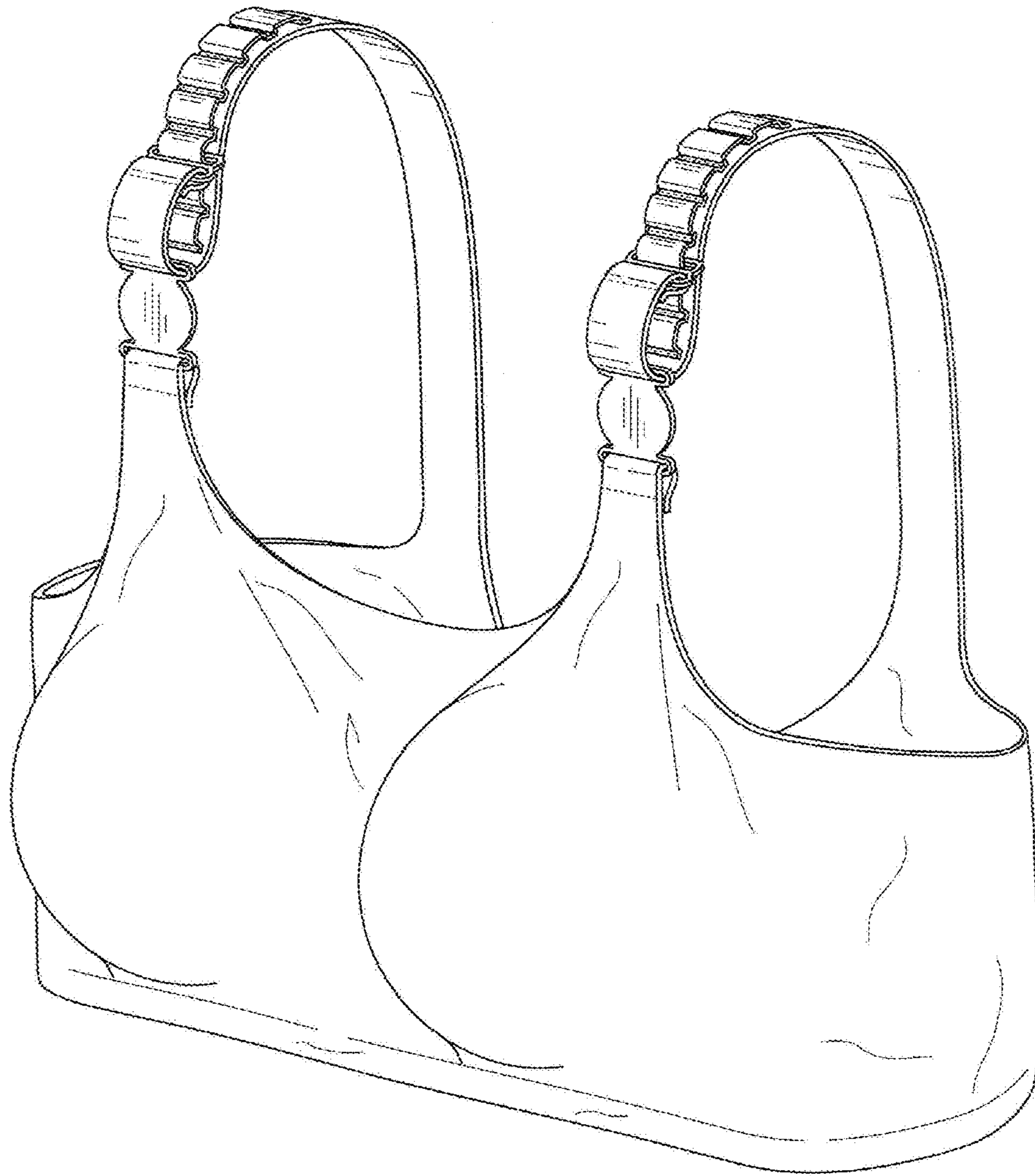


FIG. 1




FIG. 2

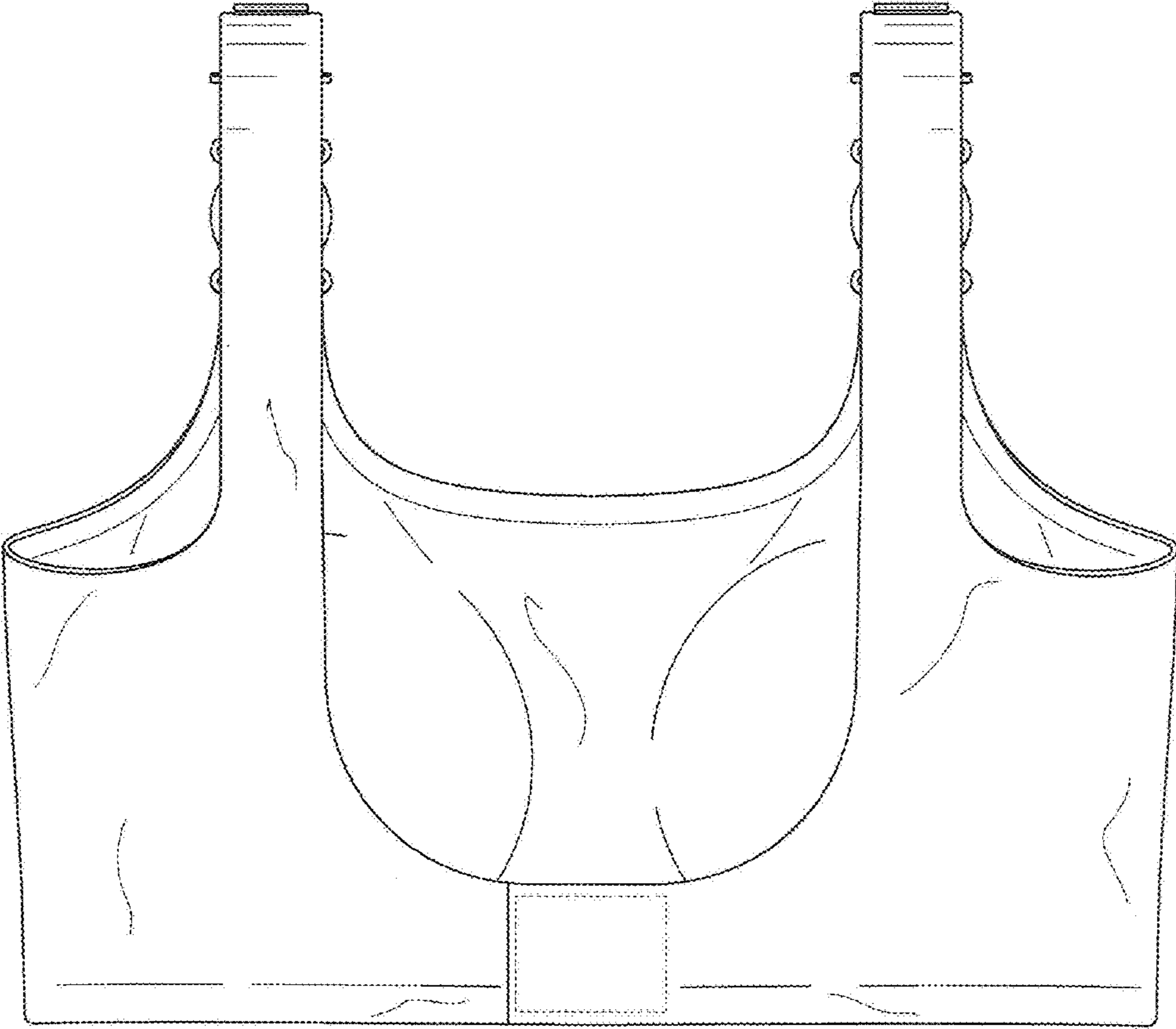


FIG. 3

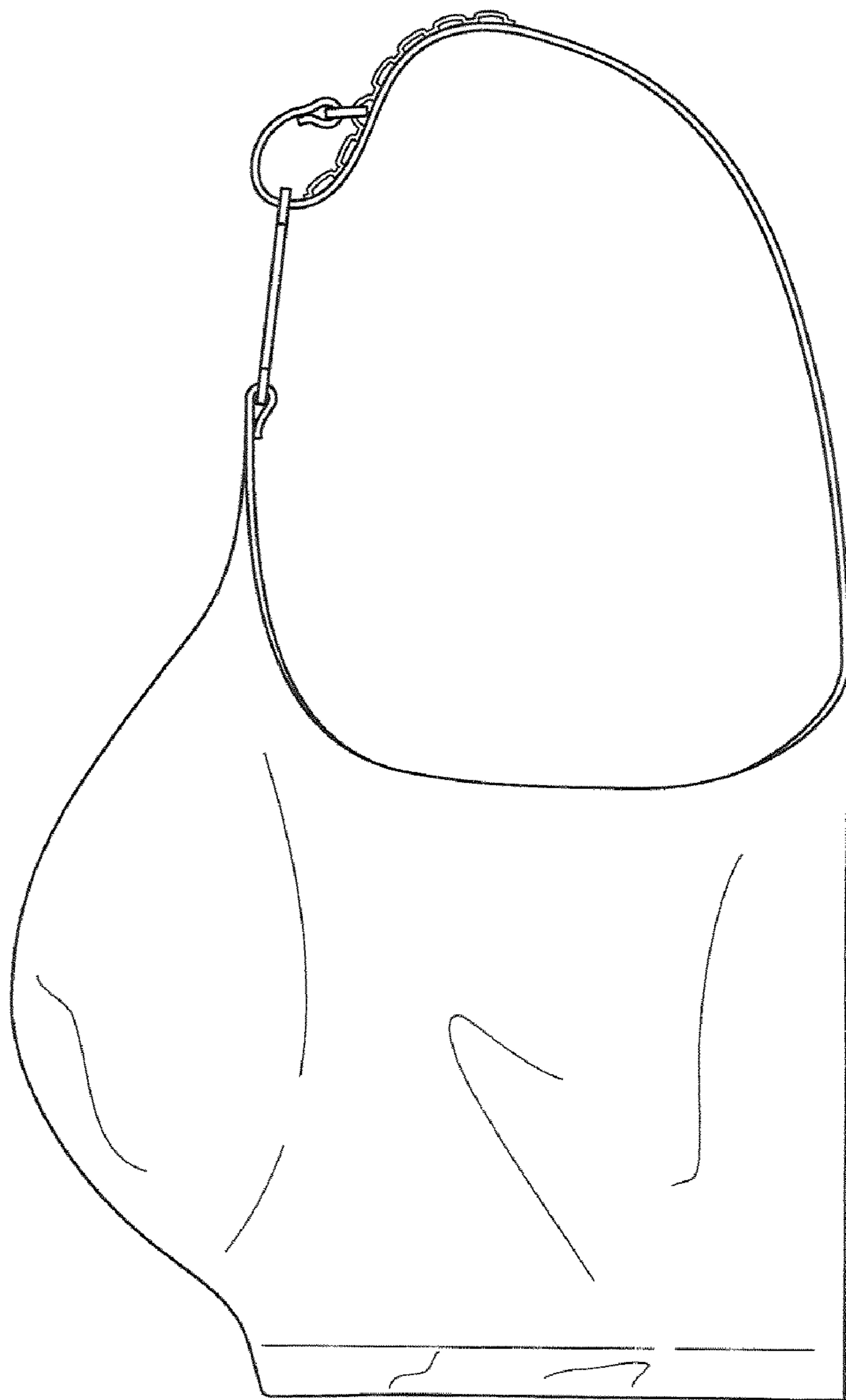


FIG. 4

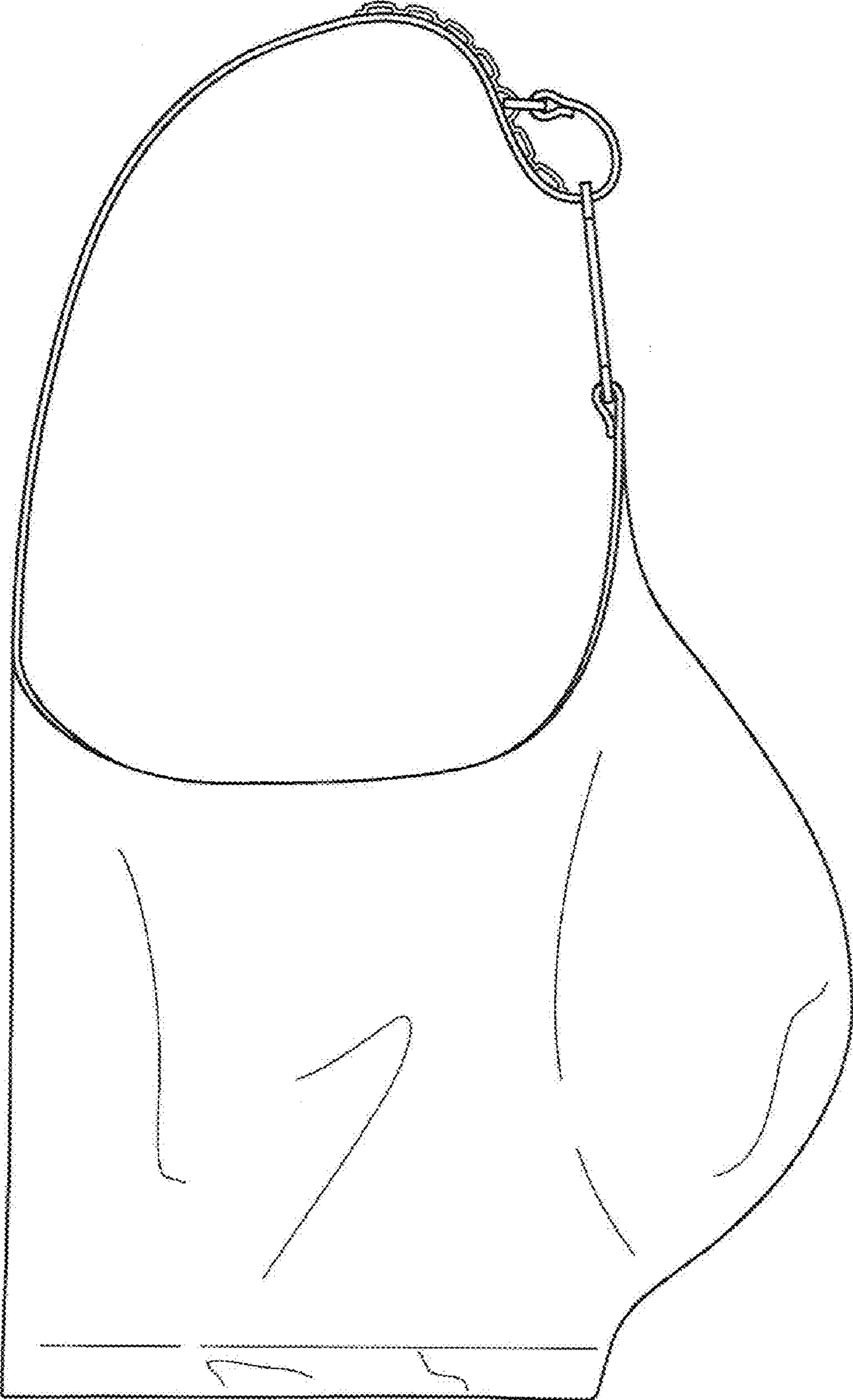


FIG. 5

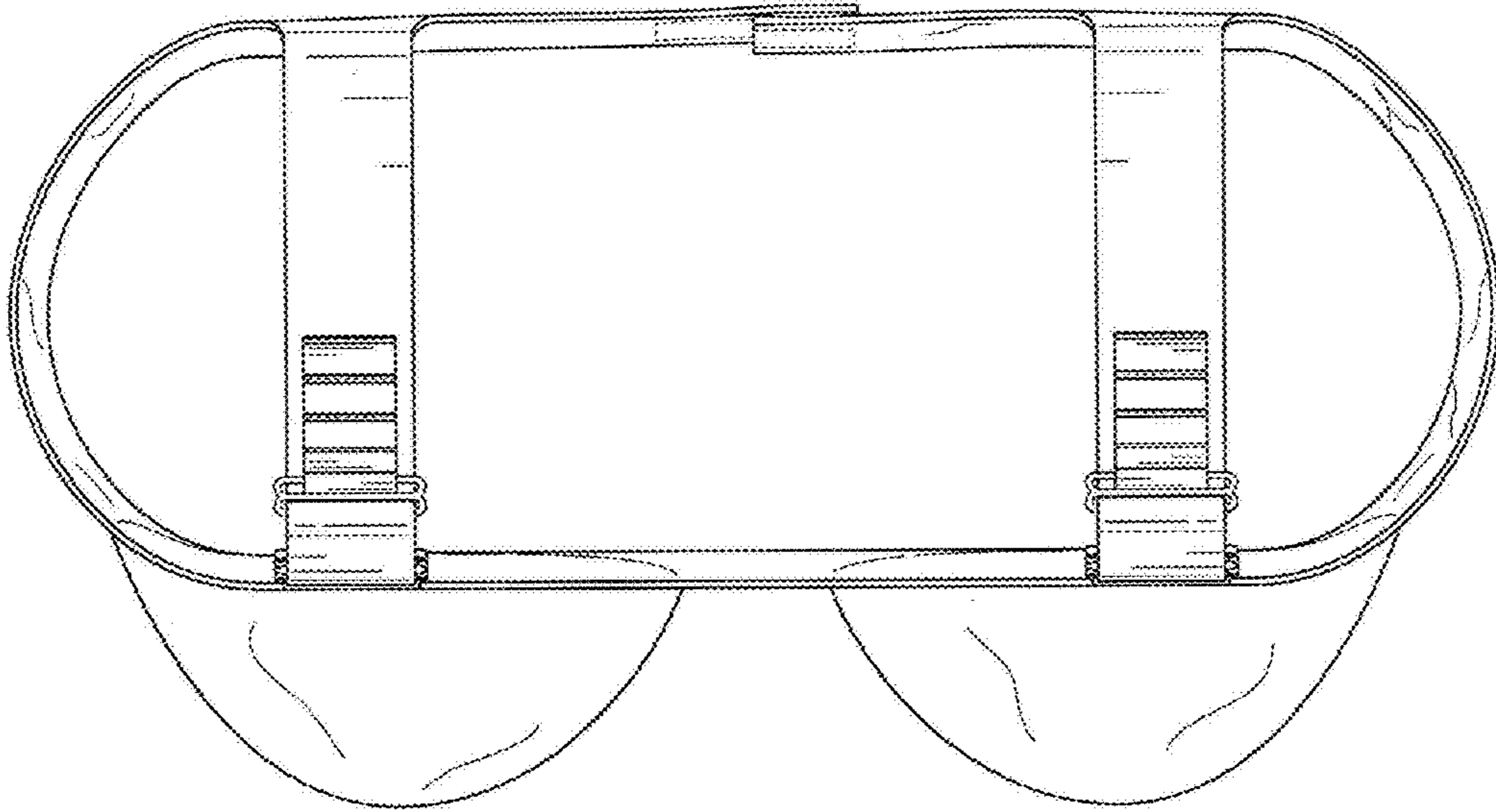


FIG. 6

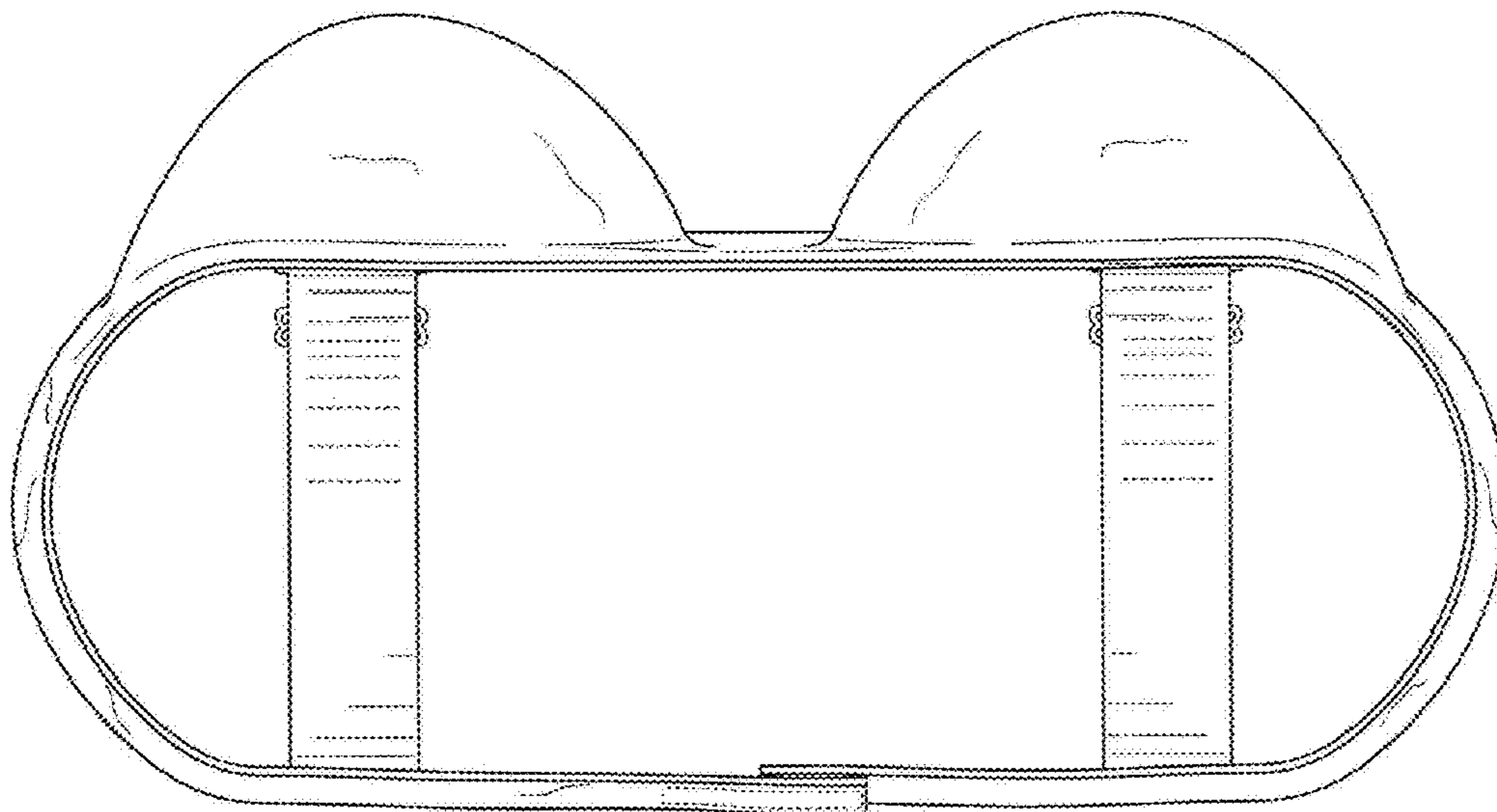


FIG. 7