



US00D671293S

(12) **United States Design Patent**  
**Fredriksson**

(10) **Patent No.:** **US D671,293 S**

(45) **Date of Patent:** **\*\* Nov. 20, 2012**

(54) **LIFTING HOOK FOR ROUNDSLING**

(75) **Inventor:** **Lars Fredriksson, Åkersberga (SE)**

(73) **Assignee:** **Frenolink Förvaltnings AB, Åkersberga (SE)**

(\*\*) **Term:** **14 Years**

(21) **Appl. No.:** **29/371,854**

(22) **Filed:** **Oct. 28, 2011**

(30) **Foreign Application Priority Data**

Apr. 28, 2011 (EM) ..... 001856337

(51) **LOC (9) Cl.** ..... **12-05**

(52) **U.S. Cl.** ..... **D34/35**

(58) **Field of Classification Search** ..... D34/28,  
D34/35, 33; 254/382, 374, 356, 380; 294/82.11,  
294/82.1, 82.2, 82.22; D8/367; 24/115 R,  
24/130, 115 H

See application file for complete search history.

(56) **References Cited**

**U.S. PATENT DOCUMENTS**

1,747,128 A \* 2/1930 O'Bannon ..... 294/82.2  
3,831,994 A \* 8/1974 Martin ..... 294/82.21

D241,118 S \* 8/1976 Schreyer et al. .... D8/367  
4,697,790 A \* 10/1987 Yang ..... 254/332  
D297,878 S \* 9/1988 Bergstrom ..... D34/35  
5,292,165 A \* 3/1994 Wiklund ..... 294/82.33  
D389,983 S \* 1/1998 Maness ..... D34/35  
5,884,950 A \* 3/1999 Fredriksson ..... 294/82.11  
D449,975 S \* 11/2001 Smith et al. .... D8/367  
D459,855 S \* 7/2002 Fujikawa et al. .... D34/35  
D502,389 S \* 3/2005 Hong ..... D8/367  
D509,340 S \* 9/2005 Stam ..... D34/33  
D579,763 S \* 11/2008 Uehara et al. .... D8/367  
8,100,448 B2 \* 1/2012 Holmstrom ..... 294/82.2

\* cited by examiner

*Primary Examiner* — Cynthia Ramirez

(74) *Attorney, Agent, or Firm* — Jacobson Holman PLLC


(57) **CLAIM**

The ornamental design for a lifting hook for roundsling, as shown and described.

**DESCRIPTION**

FIG. 1 is a perspective view showing my new design for a lifting hook for roundsling,  
FIG. 2 is a front view thereof,  
FIG. 3 is a rear view thereof,  
FIG. 4 is a right side view thereof,  
FIG. 5 is a left side view thereof,  
FIG. 6 is a top view thereof; and,  
FIG. 7 is a bottom view thereof.

**1 Claim, 4 Drawing Sheets**






FIG. 1

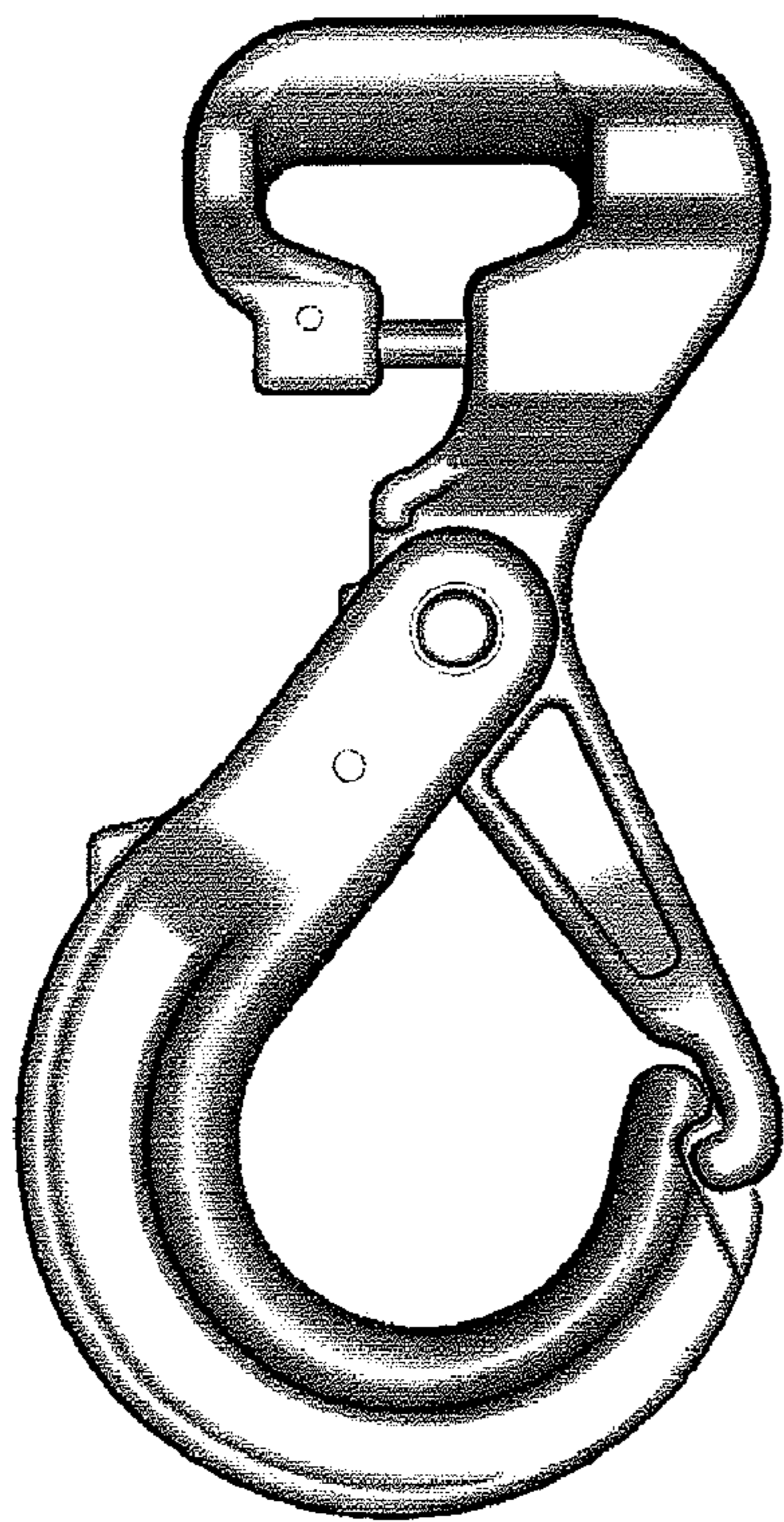


FIG. 2

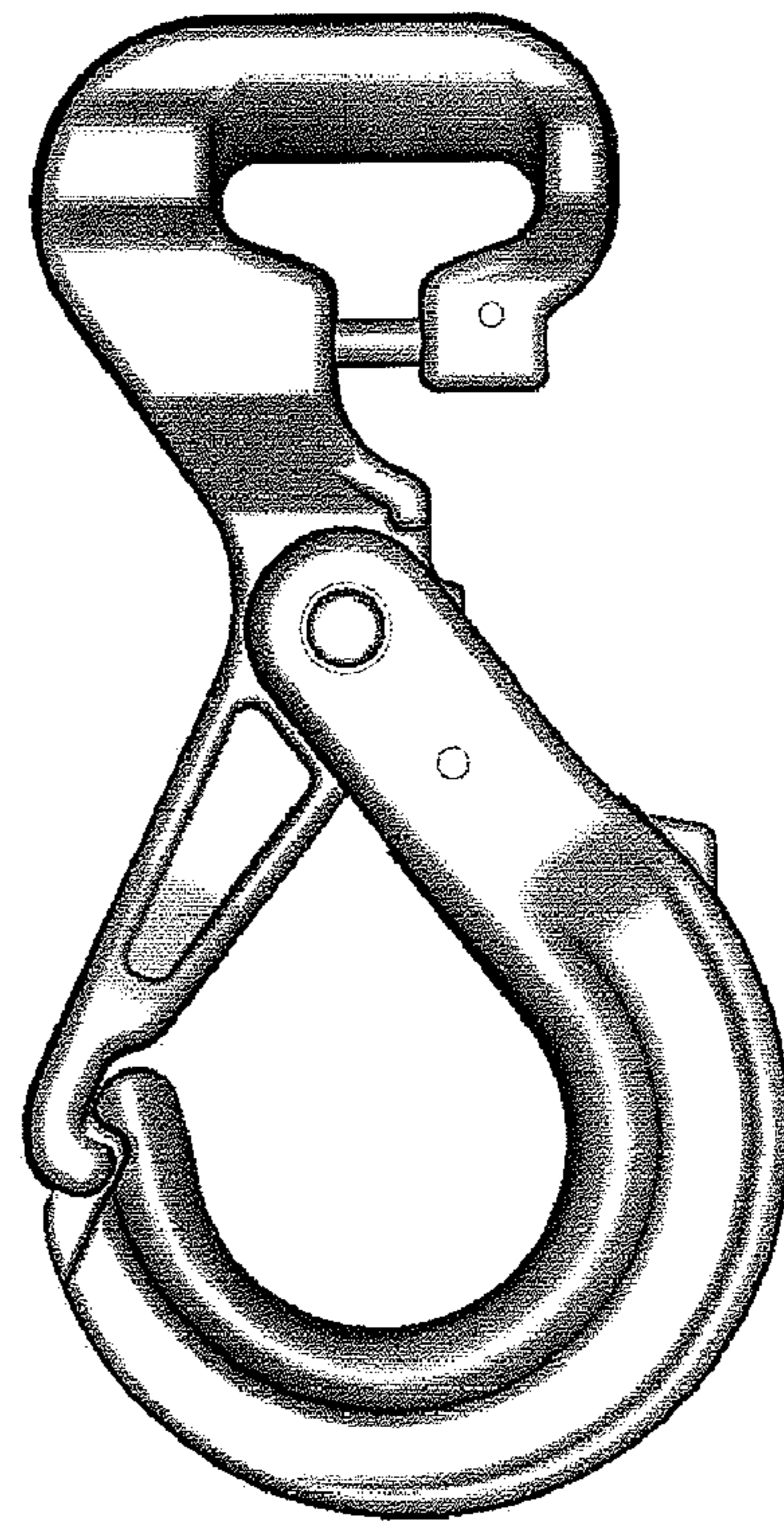


FIG. 3




FIG. 4




FIG. 5

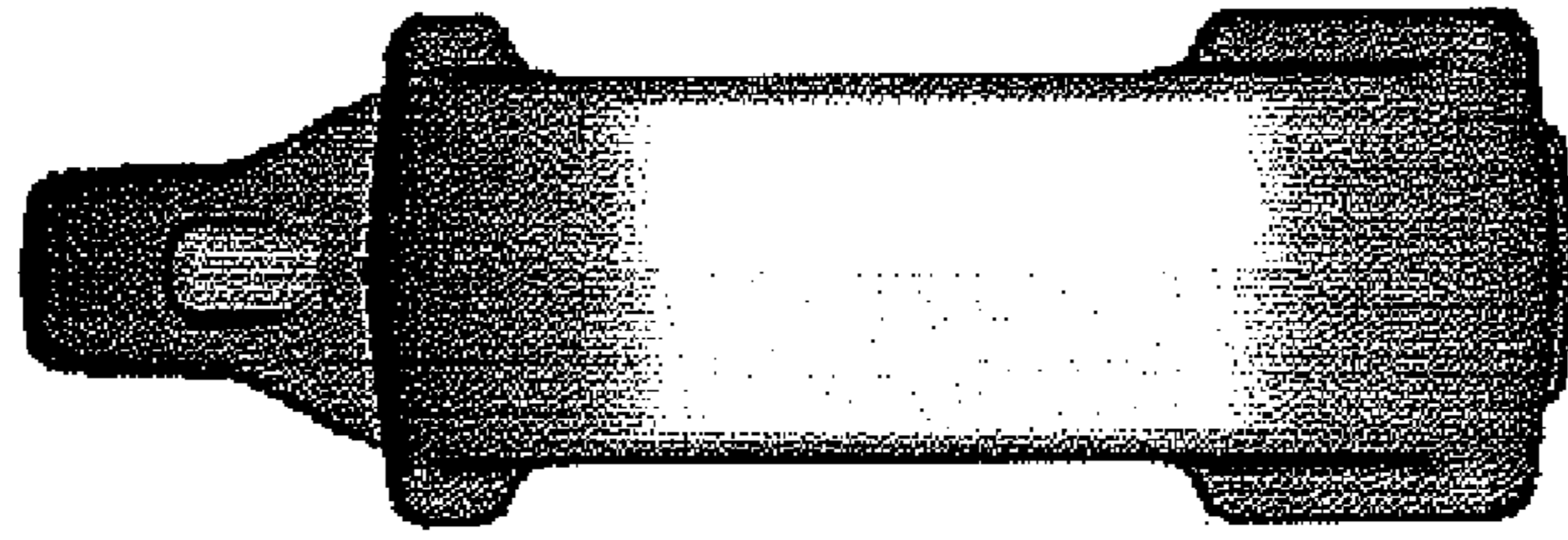


FIG. 6




FIG. 7