



US00D671290S

(12) **United States Design Patent**
Vanhoof

(10) **Patent No.:** **US D671,290 S**

(45) **Date of Patent:** **** Nov. 20, 2012**

(54) **PEDAL BIN**

(75) **Inventor:** **Joost Frans Dora Vanhoof**, Mol (BE)

(73) **Assignee:** **Brabantia Nederland B.V.**,
Valkenswaard (NL)

(**) **Term:** **14 Years**

(21) **Appl. No.:** **29/416,679**

(22) **Filed:** **Mar. 26, 2012**

(30) **Foreign Application Priority Data**

Nov. 2, 2011 (EP) 001941477-0001

(51) **LOC (9) Cl.** **09-09**

(52) **U.S. Cl.** **D34/9**

(58) **Field of Classification Search** D34/1,
D34/5, 6, 7, 8, 9, 10, 11; 220/908-911, 262-264
See application file for complete search history.

(56) **References Cited**

U.S. PATENT DOCUMENTS

D435,951 S *	1/2001	Yang et al.	D34/9
D491,706 S *	6/2004	Yang et al.	D34/9
D542,001 S *	5/2007	Yang et al.	D34/9
D544,170 S *	6/2007	Lin	D34/9
D544,172 S *	6/2007	Yang et al.	D34/10

D584,469 S *	1/2009	Yang et al.	D34/9
D623,819 S *	9/2010	Yang et al.	D34/9
7,806,285 B2 *	10/2010	Yang et al.	220/264
D632,864 S *	2/2011	Yang et al.	D34/9
D636,961 S *	4/2011	Duvigneau	D34/9
D639,009 S *	5/2011	Lin	D34/9
2006/0249510 A1 *	11/2006	Lin	220/263
2009/0071959 A1 *	3/2009	Cheung	220/263
2010/0308049 A1 *	12/2010	Yang et al.	220/263

* cited by examiner

Primary Examiner — Cynthia Ramirez

(74) *Attorney, Agent, or Firm* — Abelman, Frayne & Schwab

(57) **CLAIM**

The ornamental design for a pedal bin, as shown and described.

DESCRIPTION

FIG. 1 is a top, front perspective view of my new pedal bin shown with the lid in its closed position, FIG. 2 is a top plan view thereof, FIG. 3 is a front elevation view thereof, FIG. 4 is a left side elevation view thereof, the right side elevation view being the mirror image of the left side elevation view; and, FIG. 5 is a rear elevation view thereof. The bottom plan view is substantially plain and unadorned.

1 Claim, 3 Drawing Sheets

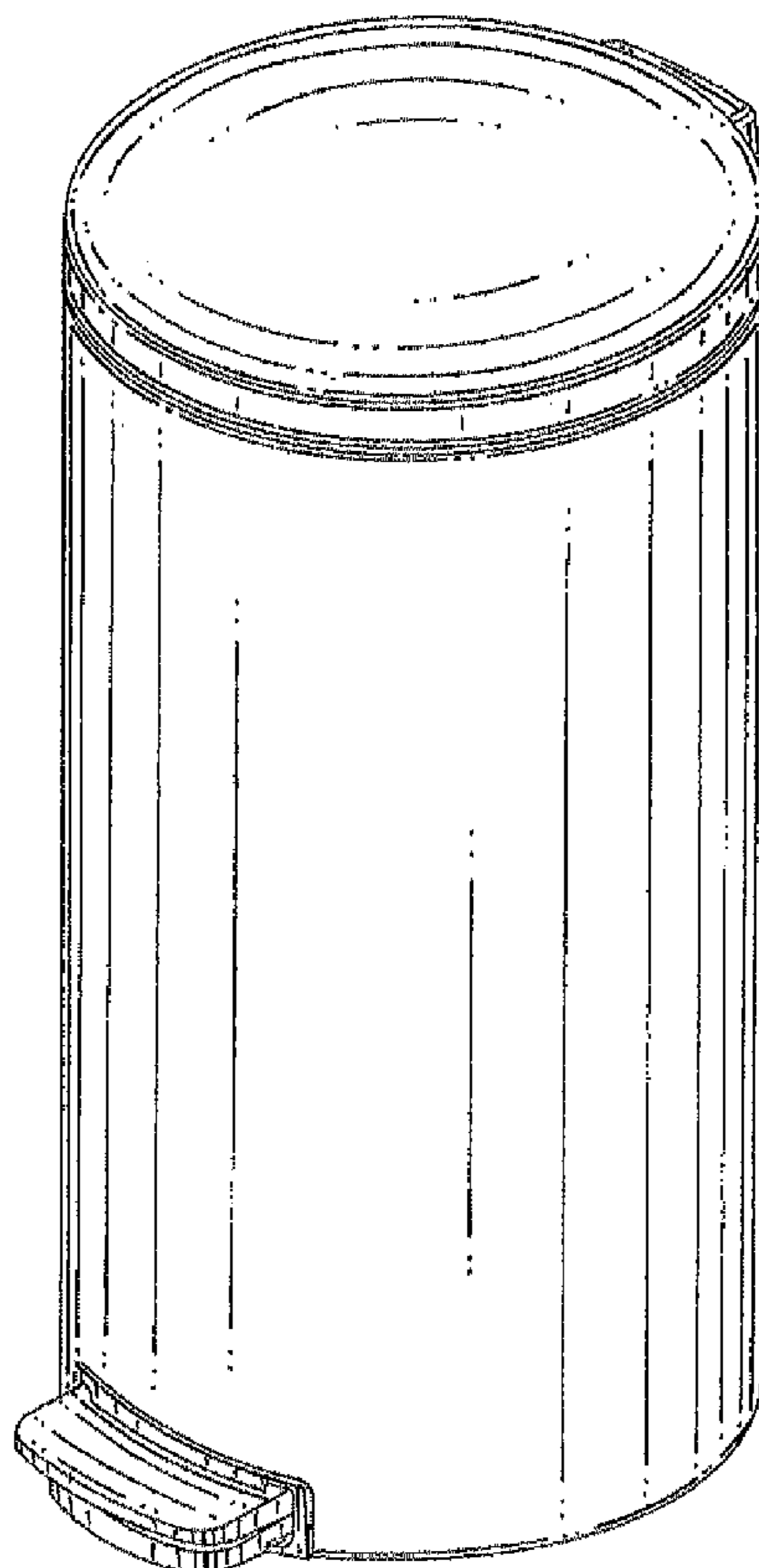


FIG. 1

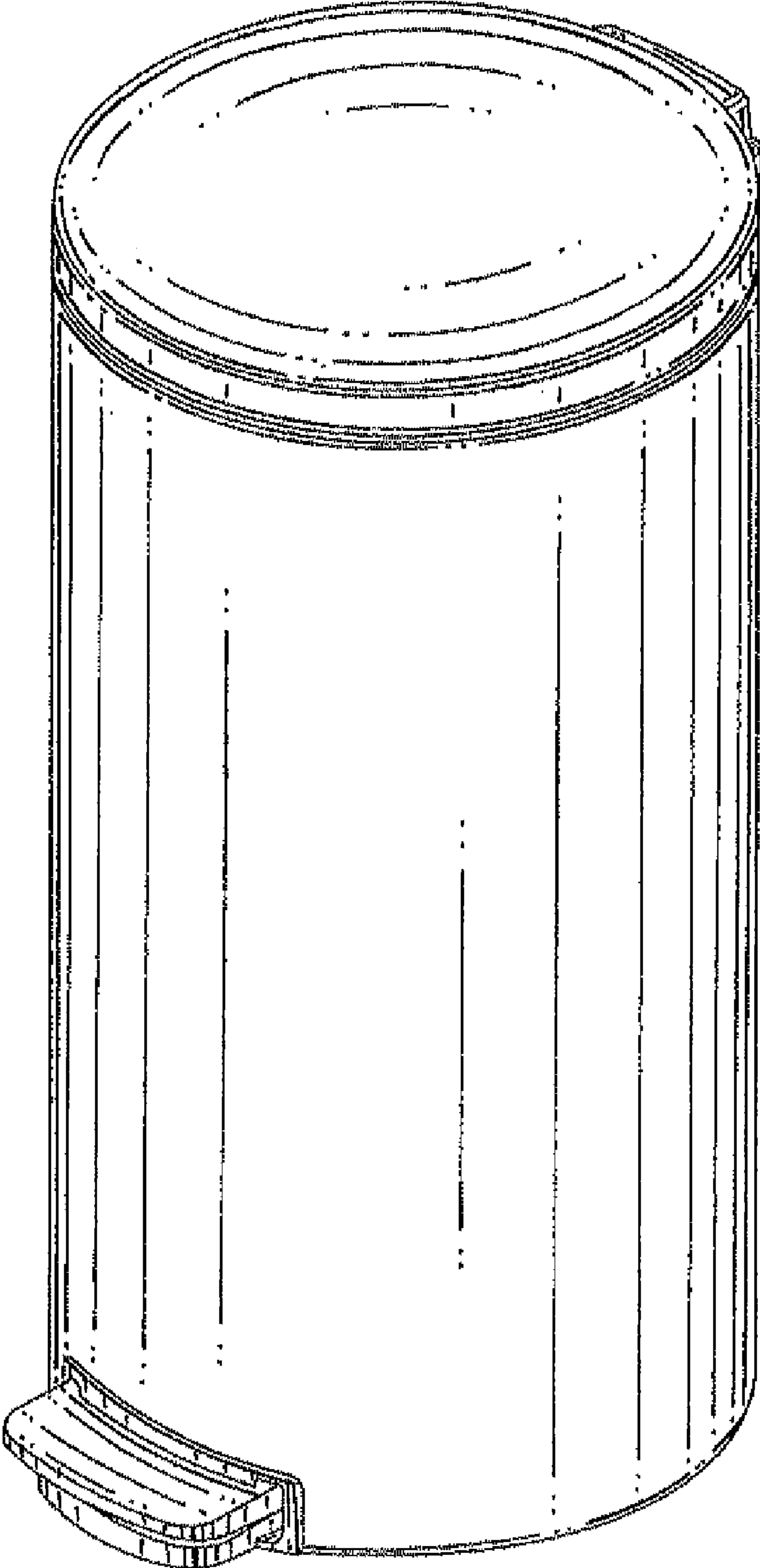


FIG. 2

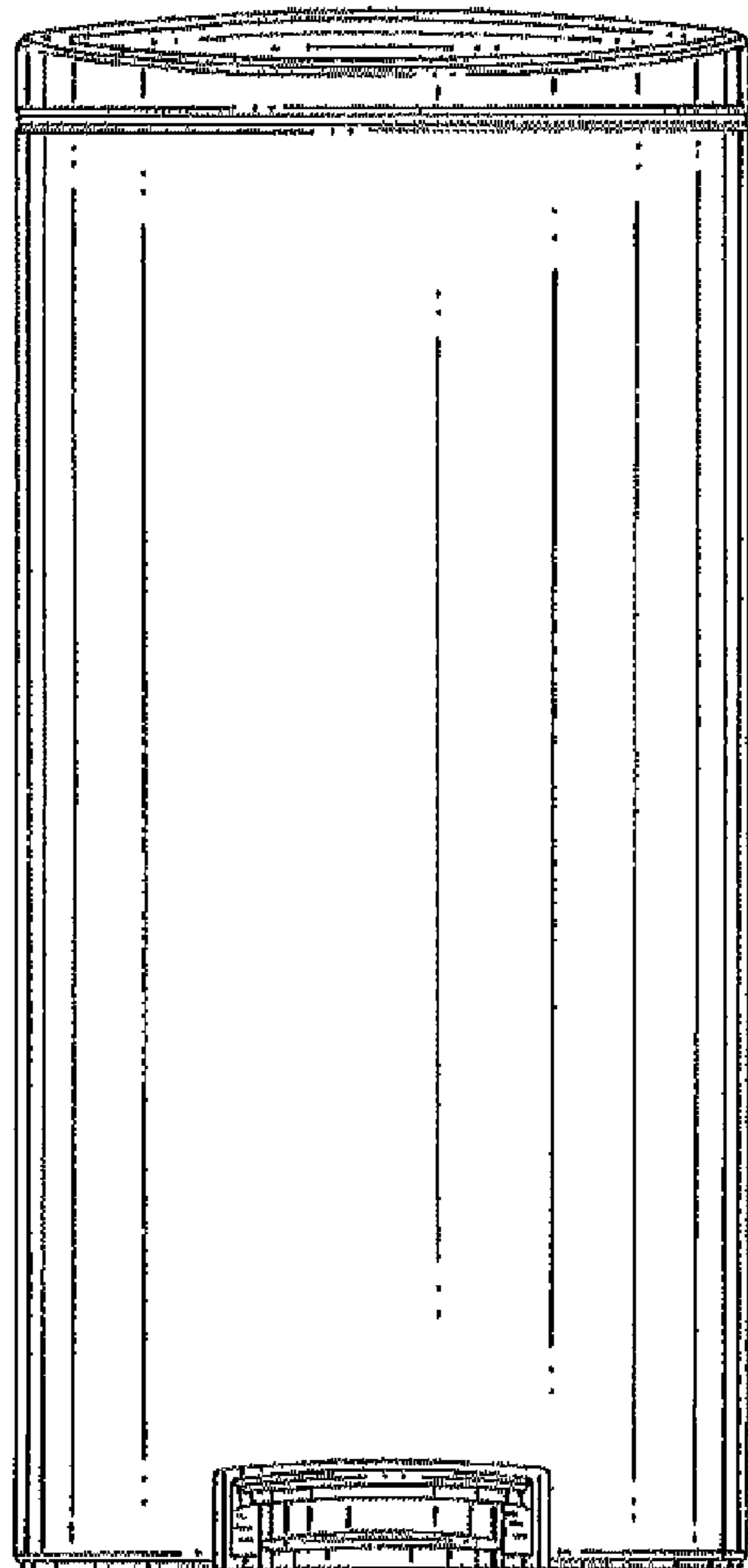
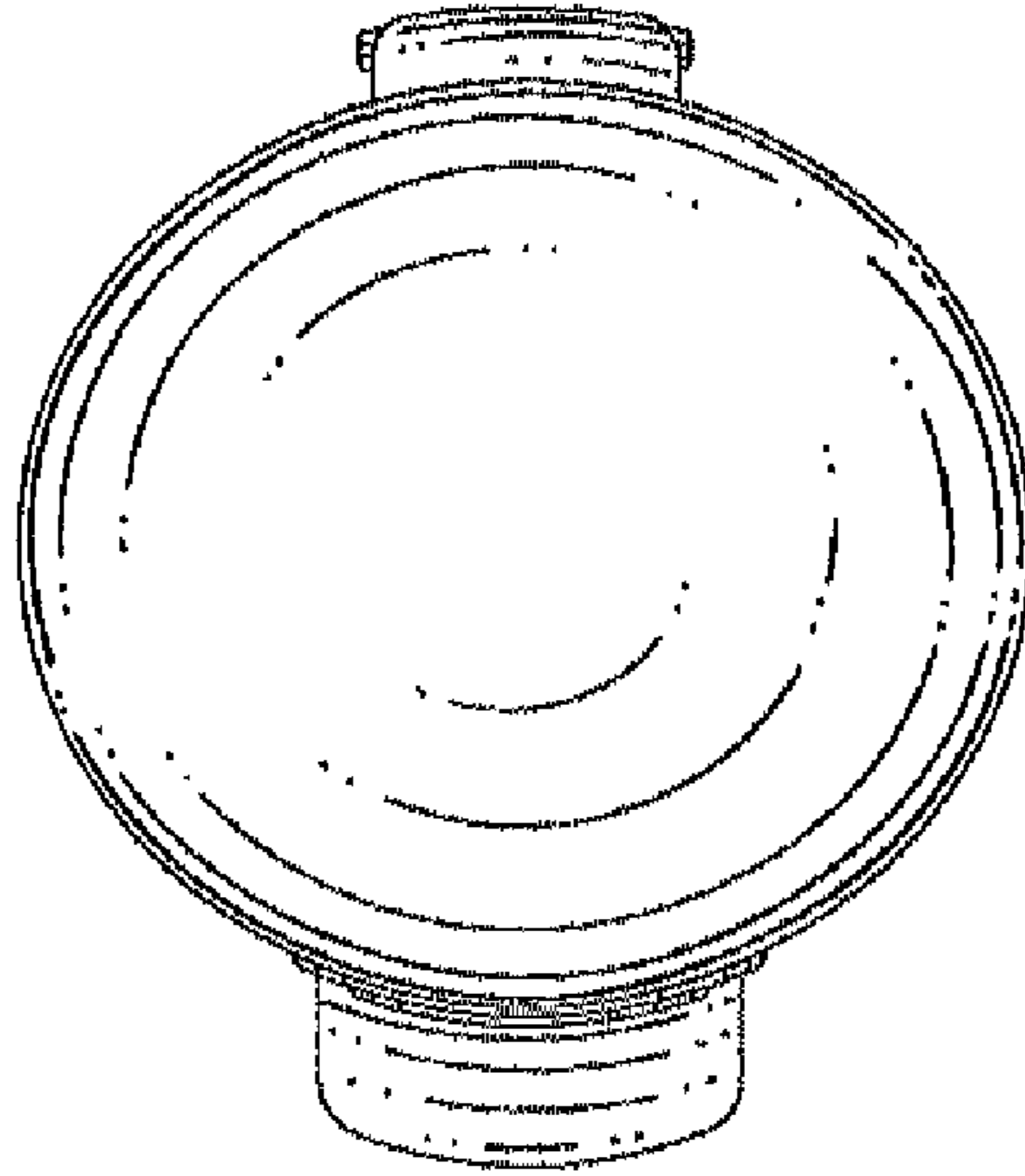


FIG. 3




FIG. 5

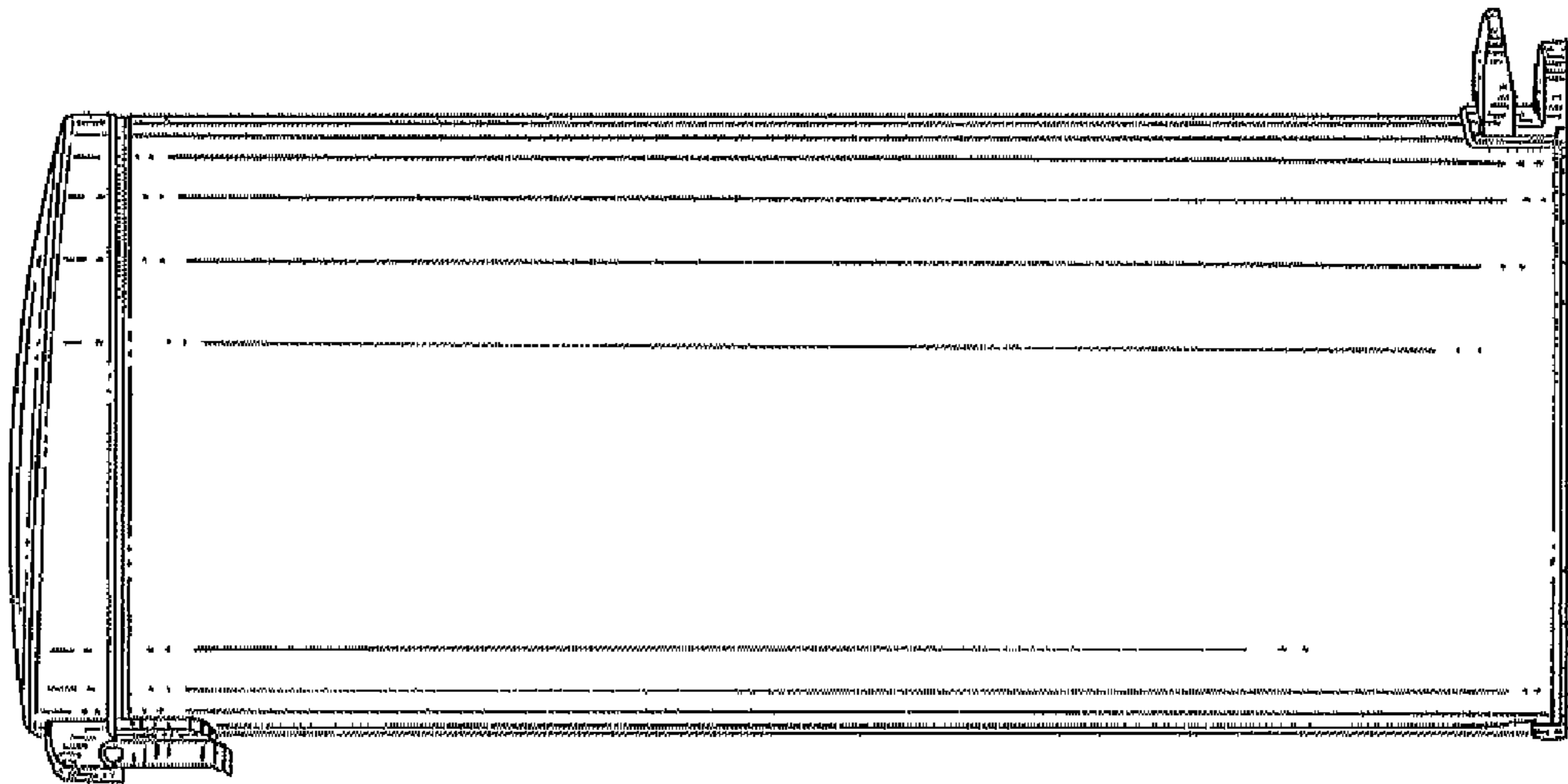


FIG. 4