



US00D671272S

(12) **United States Design Patent**
Clement

(10) **Patent No.:** **US D671,272 S**
(45) **Date of Patent:** **** Nov. 20, 2012**

- (54) **HELMET**
- (75) Inventor: **Leonard W. Clement**, Vaughan (CA)
- (73) Assignee: **Phoenix Performance Products, Inc.**,
Ontario (CA)
- (**) Term: **14 Years**
- (21) Appl. No.: **29/384,239**
- (22) Filed: **Jan. 28, 2011**
- (51) **LOC (9) Cl.** **02-03**
- (52) **U.S. Cl.** **D29/104**
- (58) **Field of Classification Search** D29/102-112,
D29/122; D2/869-870, 878, 879, 882, 886,
D2/888; 2/410, 411-414, 416-425, 5, 6.6-6.8,
2/9

- D361,408 S 8/1995 Ho
- D361,409 S 8/1995 Ho
- D361,410 S 8/1995 Ho
- D361,411 S 8/1995 Ho
- 5,450,631 A 9/1995 Egger
- D363,570 S 10/1995 Ho
- D366,538 S 1/1996 Ho
- D367,341 S 2/1996 Losi, II
- D367,548 S 2/1996 Jeng
- D371,867 S 7/1996 Losi, II
- D371,868 S 7/1996 Losi, II
- 5,581,819 A 12/1996 Garneau
- D380,870 S 7/1997 Szabados
- 5,651,145 A 7/1997 Egger
- D382,370 S 8/1997 Comstock et al.
- D382,371 S 8/1997 Comstock et al.
- 5,659,900 A 8/1997 Arney et al.
- D383,249 S 9/1997 Ho
- D387,500 S 12/1997 Wen-Tsai

(Continued)

See application file for complete search history.

FOREIGN PATENT DOCUMENTS

DE 36 32 525 A1 3/1988

(Continued)

(56) **References Cited**

U.S. PATENT DOCUMENTS

- D285,980 S 10/1986 McNabb
- D299,180 S 1/1989 Gentes
- D299,978 S 2/1989 Chiarella
- D300,070 S 2/1989 Broersma
- D303,851 S 10/1989 Gentes
- D309,961 S 8/1990 Bobrick
- D310,893 S 9/1990 Broersma
- D312,148 S 11/1990 Nocchi
- D319,112 S 8/1991 Broersma
- 5,083,320 A 1/1992 Halstead
- D326,001 S 5/1992 Chiarella
- D335,366 S 5/1993 Podd, III et al.
- D339,427 S 9/1993 Gentes
- D340,544 S 10/1993 Kamata
- 5,298,208 A 3/1994 Sibley et al.
- D347,300 S 5/1994 Gentes
- D347,711 S 6/1994 Egger
- D348,545 S 7/1994 Egger
- D348,750 S 7/1994 Egger
- D348,752 S 7/1994 Ho
- D351,684 S 10/1994 Jeng
- D361,407 S 8/1995 Ho

Primary Examiner — Rosemary K Tarcza

(74) *Attorney, Agent, or Firm* — Birch, Stewart, Kolasch & Birch, LLP

(57) **CLAIM**

The ornamental design for a helmet, as shown and described.

DESCRIPTION

FIG. 1 is a front perspective view of a helmet showing my new design;

FIG. 2 is a right side elevational view thereof;

FIG. 3 is a left side elevational view thereof;

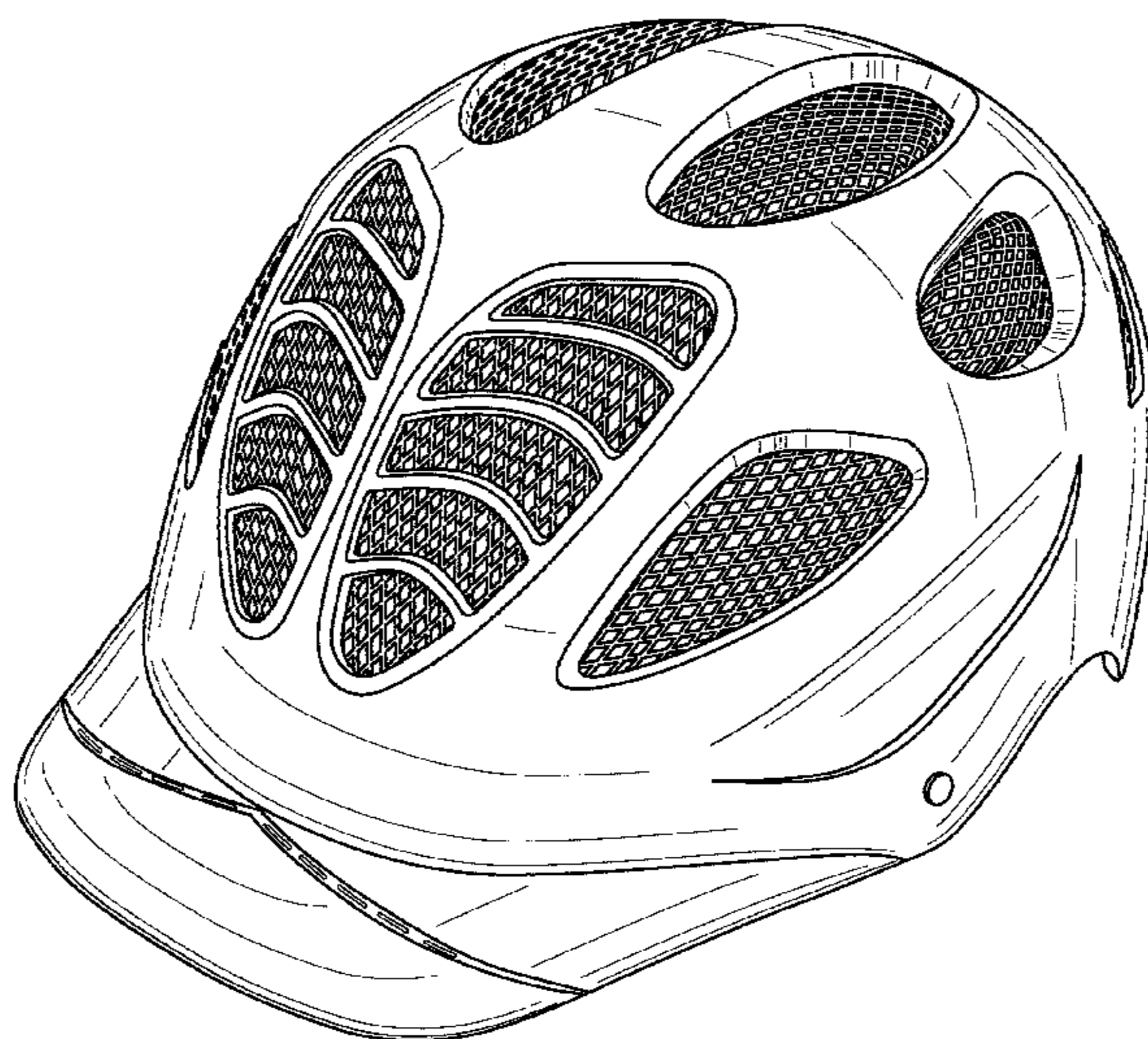
FIG. 4 is a top plan view thereof;

FIG. 5 is a rear elevational view thereof; and,

FIG. 6 is a front elevational view thereof.

The bottom view is not ornamental.

1 Claim, 6 Drawing Sheets



US D671,272 S

Page 2

U.S. PATENT DOCUMENTS

D388,551	S	12/1997	Lu	
D389,280	S	1/1998	Ho	
5,704,072	A	1/1998	Garneau	
5,745,924	A	5/1998	Egger	
5,774,901	A	7/1998	Minami	
5,794,272	A	8/1998	Workman et al.	
5,813,055	A	9/1998	Egger	
5,829,065	A	11/1998	Cahill	
5,887,288	A	3/1999	Arney et al.	
D407,857	S	4/1999	Murakami	
D410,116	S	5/1999	Chen	
D410,304	S	5/1999	Egger et al.	
5,898,950	A	5/1999	Spyrou et al.	
D410,571	S	6/1999	Lu	
D411,337	S	6/1999	Schultz	
D411,338	S	6/1999	Egger et al.	
5,915,537	A	6/1999	Dallas et al.	
D413,185	S	8/1999	Egger	
5,950,244	A	9/1999	Fournier et al.	
D415,593	S	10/1999	Tang	
D415,860	S	10/1999	Egger	
D416,110	S	11/1999	Sasaki	
5,983,405	A	11/1999	Casale	
5,991,930	A	11/1999	Sorrentino	
D424,246	S	* 5/2000	Ho D29/102
D426,032	S	5/2000	Ho	

D426,677	S	6/2000	Ho	
D427,381	S	6/2000	Ho	
D427,727	S	7/2000	Ho	
D428,534	S	7/2000	Ho	
6,105,176	A	8/2000	Egger	
D433,541	S	11/2000	Ball et al.	
6,159,324	A	12/2000	Watters et al.	
6,292,952	B1	9/2001	Watters et al.	
6,311,338	B1	11/2001	Galet	
6,332,228	B1	12/2001	Takahara	
D490,572	S	* 5/2004	Finquel D29/106
D514,259	S	* 1/2006	Brown et al. D29/106
D518,241	S	* 3/2006	Finquel D29/105
D549,394	S	* 8/2007	Broeckl D29/102
D556,951	S	* 12/2007	Gath D29/122
D559,468	S	* 1/2008	Broeckl D29/105
D572,865	S	* 7/2008	Baker D29/102
D592,809	S	* 5/2009	Broersma et al. D29/106
D628,346	S	* 11/2010	Petzl D29/102
D645,210	S	* 9/2011	Chilson et al. D29/106
D645,619	S	* 9/2011	Corey D29/104
D654,628	S	* 2/2012	Aris et al. D29/102

FOREIGN PATENT DOCUMENTS

EP	0 096 148	A1	12/1983
WO	89/01744	A1	3/1989

* cited by examiner

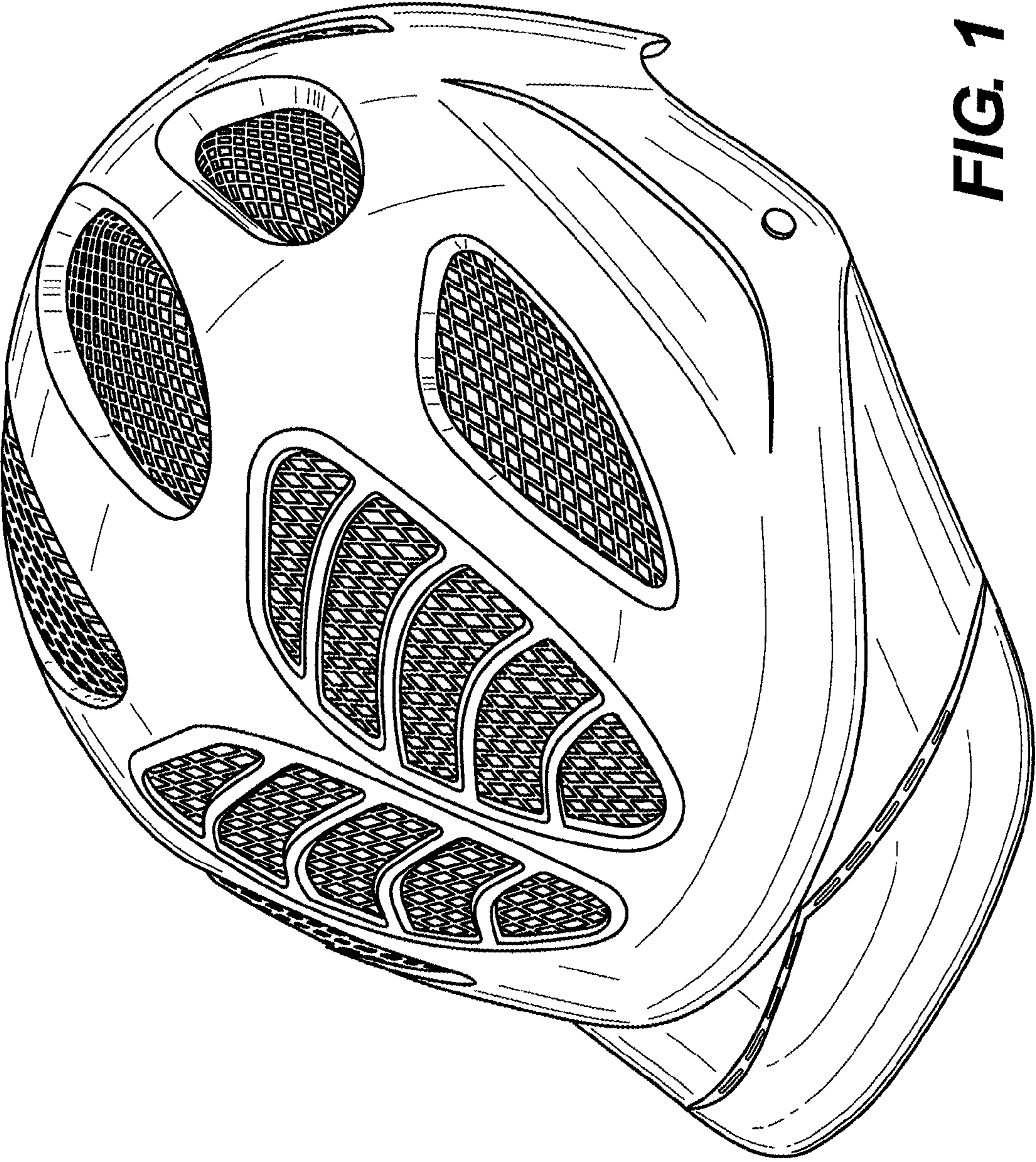


FIG. 1

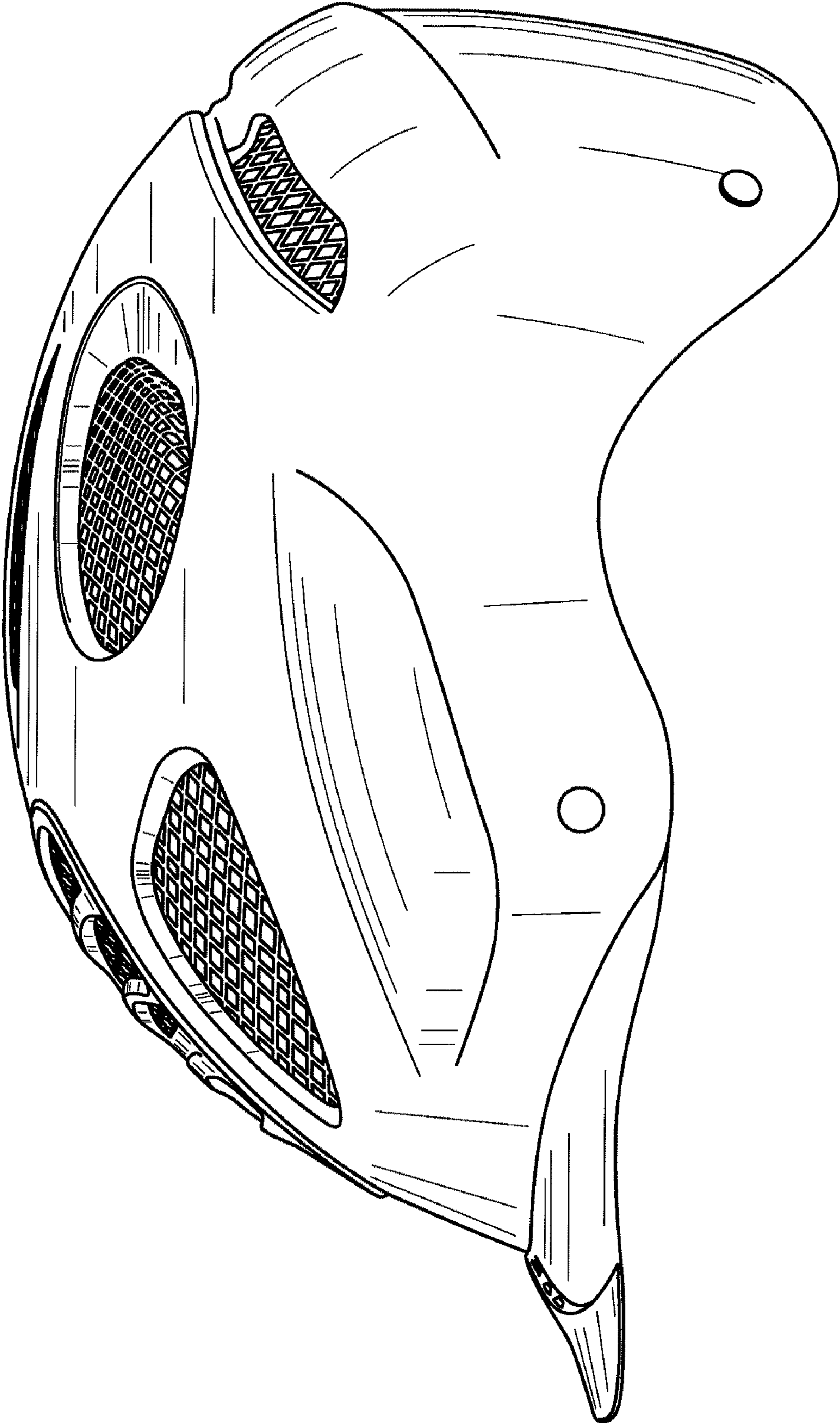


FIG. 2

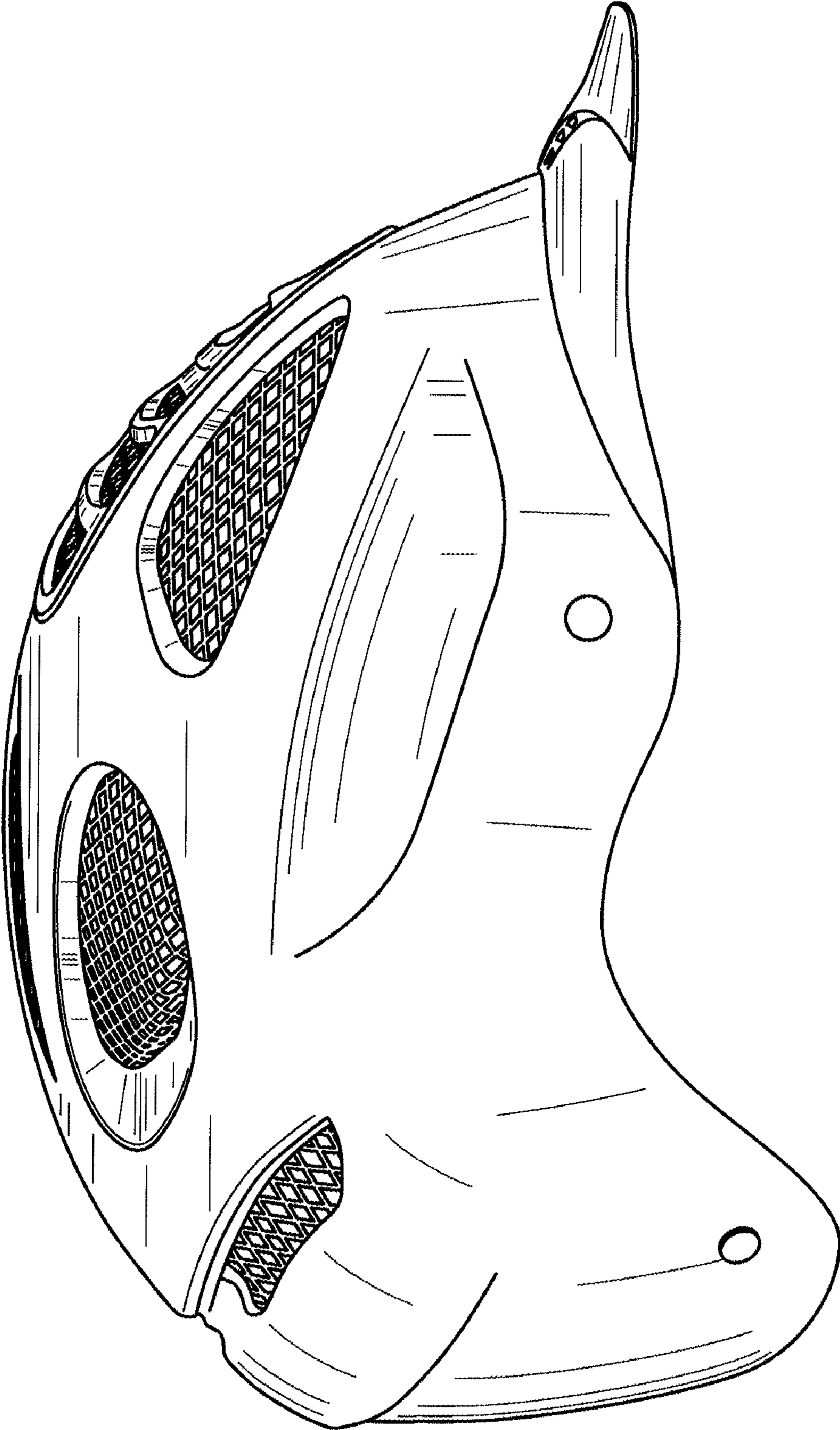


FIG. 3

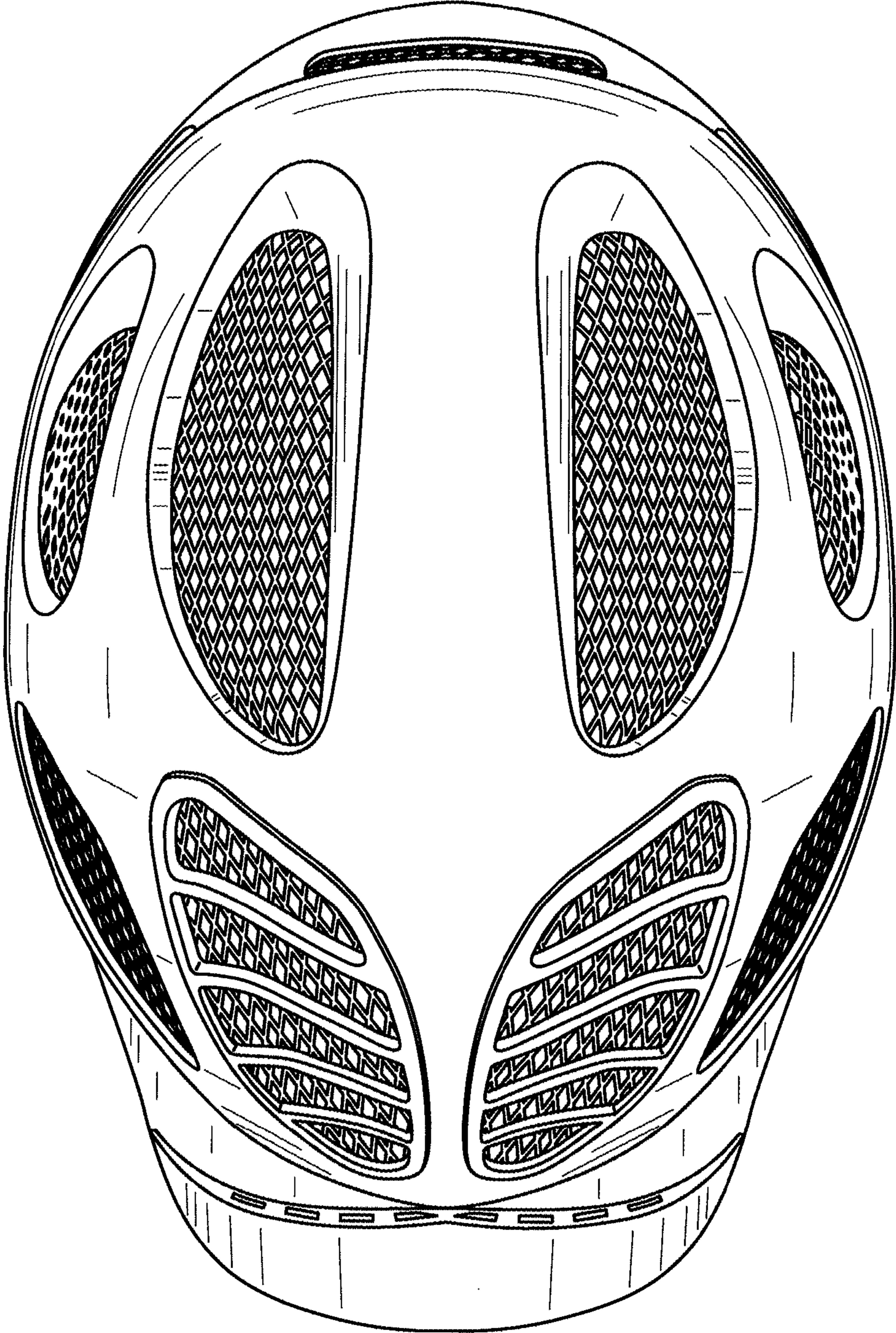


FIG. 4

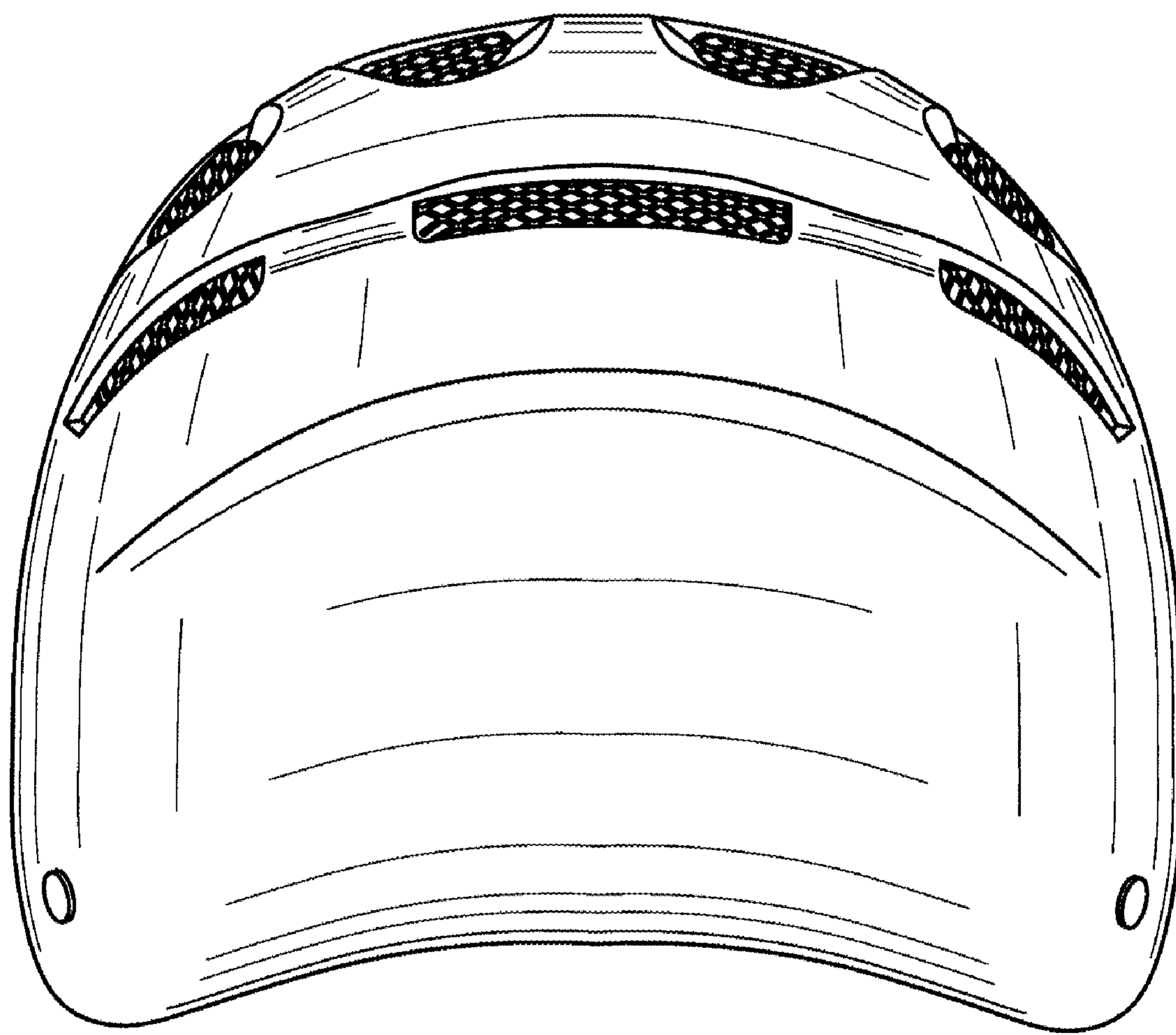


FIG. 5

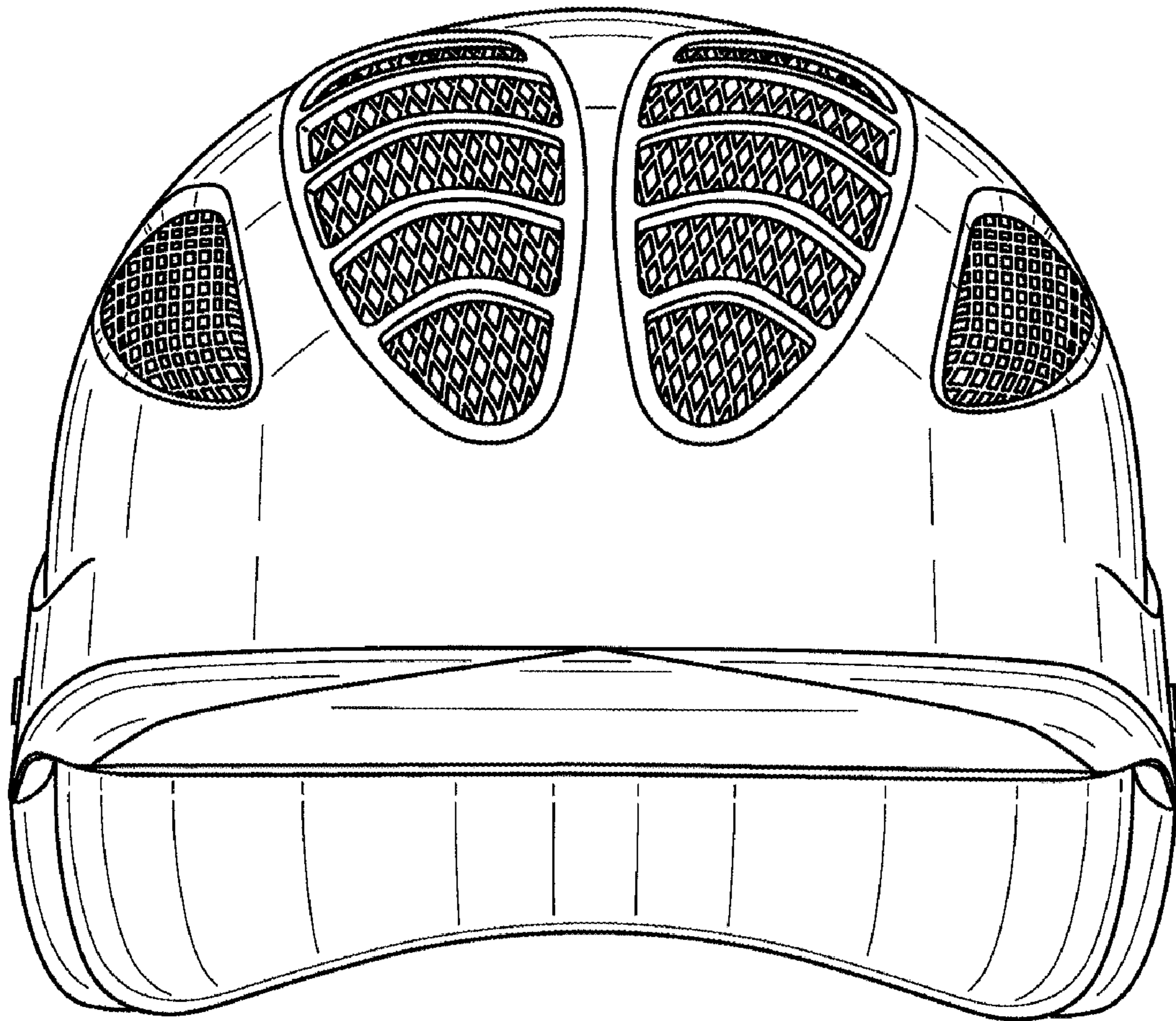


FIG. 6