



US00D671268S

(12) **United States Design Patent**
Nanda

(10) **Patent No.:** **US D671,268 S**

(45) **Date of Patent:** **** Nov. 20, 2012**

(54) **FLOSSER**

(75) Inventor: **Puneet Nanda**, Cerritos, CA (US)

(73) Assignee: **Dr. Fresh, LLC**, Buena Park, CA (US)

(**) Term: **14 Years**

(21) Appl. No.: **29/399,410**

(22) Filed: **Aug. 12, 2011**

(51) **LOC (9) Cl.** **28-03**

(52) **U.S. Cl.** **D28/66; D28/65; D28/68**

(58) **Field of Classification Search** D28/31,
D28/56, 65-68, 73; D24/152; 433/141,
433/146-147; 132/322-329

See application file for complete search history.

(56) **References Cited**

U.S. PATENT DOCUMENTS

5,056,540	A *	10/1991	Page	132/323
5,483,982	A *	1/1996	Bennett et al.	132/323
D525,392	S *	7/2006	Crossman	D28/65
7,171,971	B2 *	2/2007	Ochs et al.	132/323

7,204,257	B2 *	4/2007	Crossman	132/323
7,325,554	B2 *	2/2008	Ochs	132/323
D582,098	S *	12/2008	Jansheski et al.	D28/66
7,487,785	B2 *	2/2009	Dougan et al.	132/323

* cited by examiner

Primary Examiner — Zenia Bennett

(74) *Attorney, Agent, or Firm* — Snell & Wilmer LLP

(57) **CLAIM**

I claim the ornamental design for a flosser, as shown and described.

DESCRIPTION

FIG. 1 is a perspective view of the flosser showing my new design;

FIG. 2 is a front view of the flosser;

FIG. 3 is a rear view of the flosser;

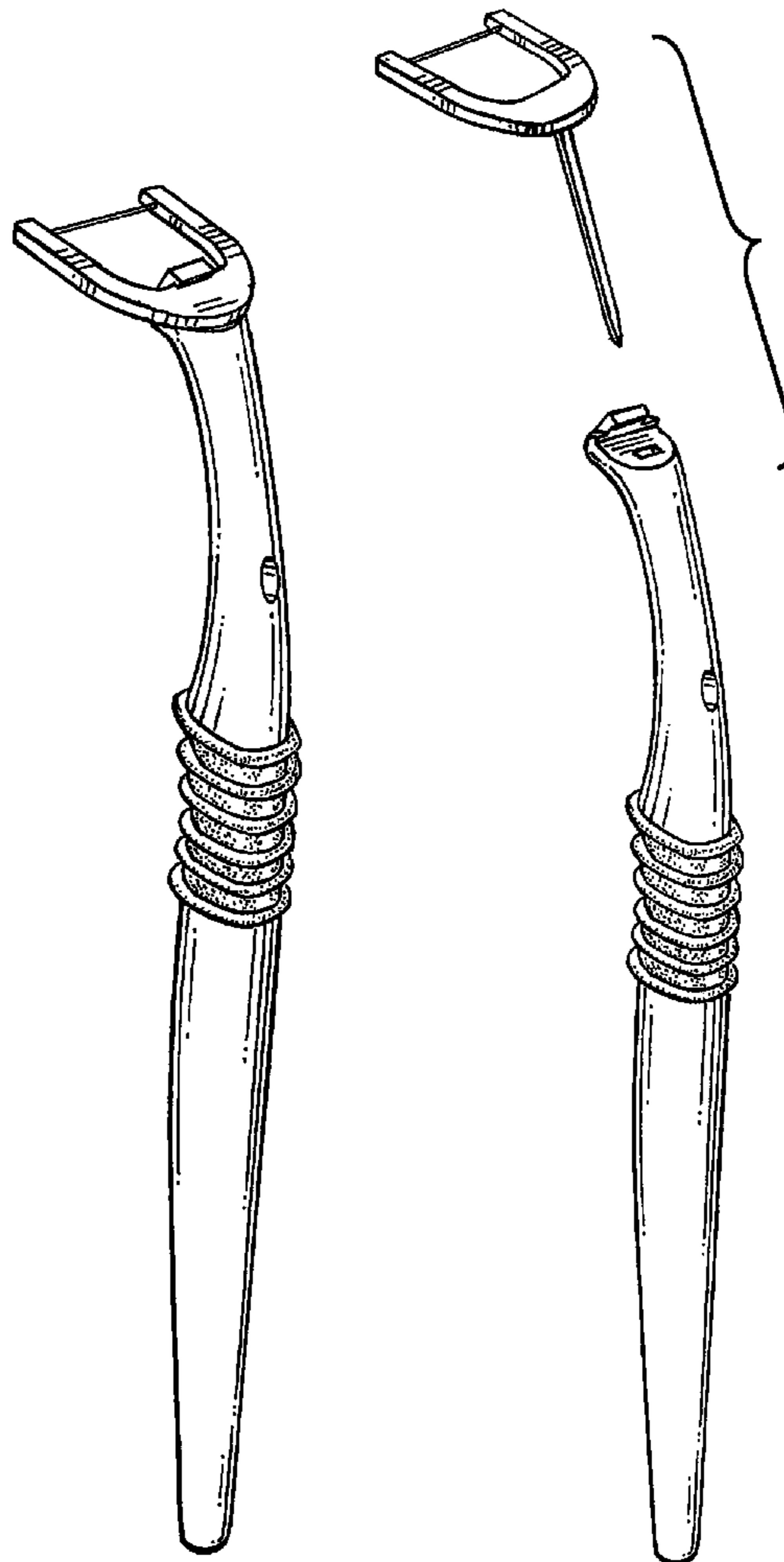
FIG. 4 is a left side view of the flosser;

FIG. 5 is a top view of the flosser;

FIG. 6 is a bottom view of the flosser; and,

FIG. 7 is a detached perspective view of the flosser showing the flosser tip detached from the flosser handle.

1 Claim, 3 Drawing Sheets



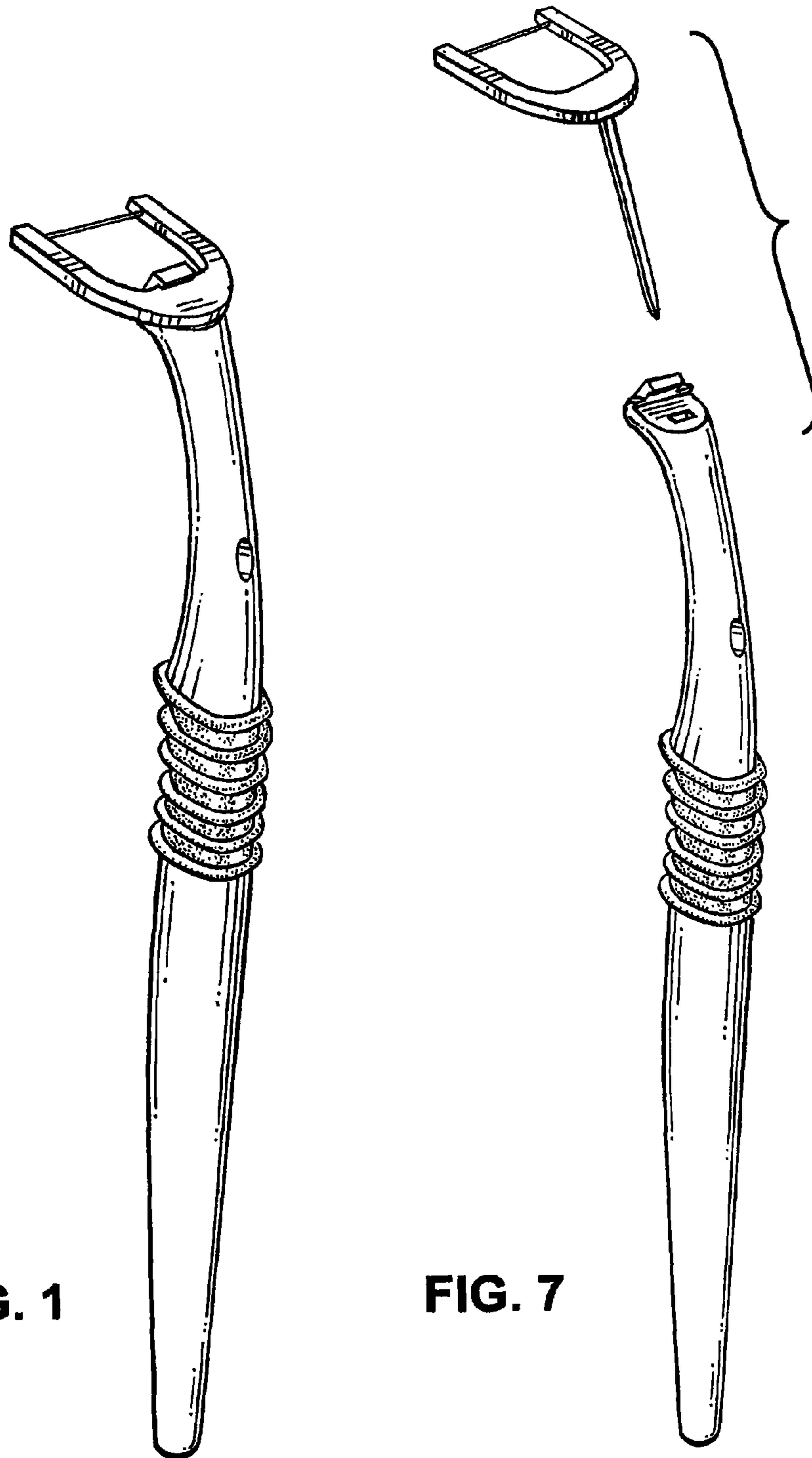


FIG. 1

FIG. 7




FIG. 2




FIG. 3




FIG. 4

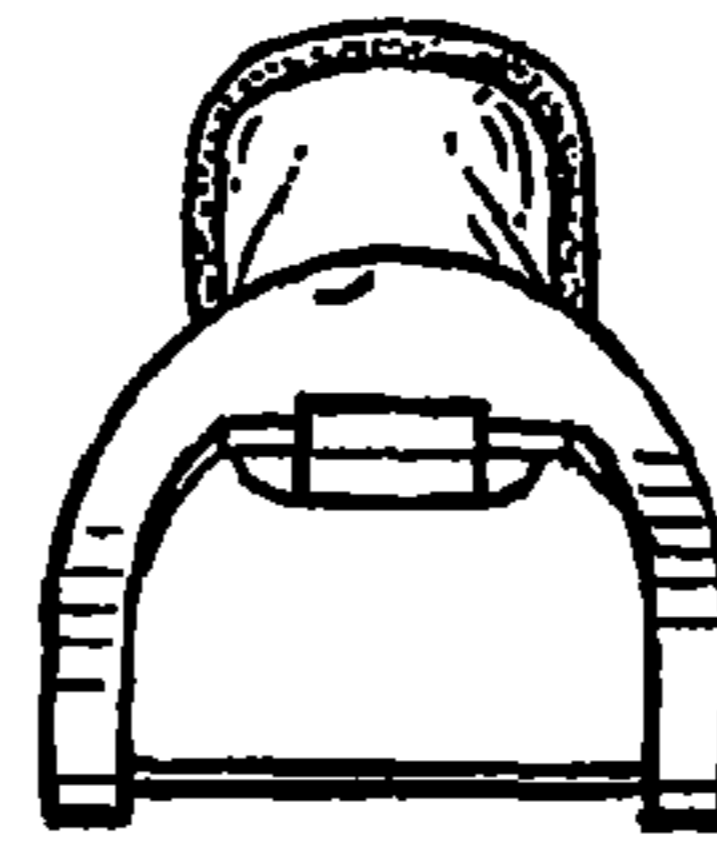


FIG. 5

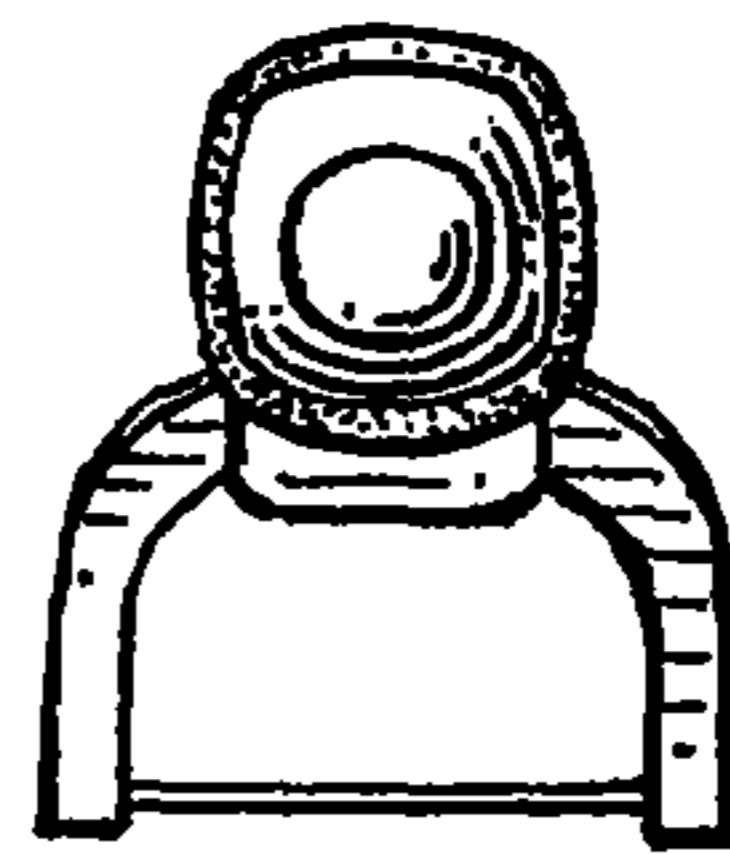


FIG. 6