

US00D671260S

(12) **United States Design Patent**
Pires et al.

(10) **Patent No.:** **US D671,260 S**

(45) **Date of Patent:** **** Nov. 20, 2012**

(54) **COSMETIC APPLICATOR**

(75) Inventors: **Leo Clifford Pires**, Basking Ridge, NJ
(US); **Roger Hwang**, Maple (CA); **Iti Seth**, New Delhi (IN)

(73) Assignee: **Zen Design Solutions Limited**

(**) Term: **14 Years**

(21) Appl. No.: **29/419,299**

(22) Filed: **Apr. 26, 2012**

(51) **LOC (9) Cl.** **28-02**

(52) **U.S. Cl.** **D28/7; D28/85**

(58) **Field of Classification Search** D28/7,
D28/8, 20-22, 30-31, 76, 85, 99; 132/108,
132/202, 208, 317.32; 401/202-207, 261-267;
D4/132-135; D24/119; D7/361, 395, 688;
D32/40-45

See application file for complete search history.

(56) **References Cited**

U.S. PATENT DOCUMENTS

5,636,931 A * 6/1997 Gueret 401/126
6,010,266 A * 1/2000 Schrepf 401/126
6,526,992 B2 * 3/2003 Bouix 132/318

D537,564 S * 2/2007 Montoli D28/7
D538,975 S * 3/2007 Montoli D28/7
D539,982 S * 4/2007 Nobuto et al. D28/76
7,226,227 B2 * 6/2007 Gueret 401/18
7,252,091 B1 * 8/2007 Wayne et al. 132/112
D554,803 S * 11/2007 Parker D28/76

* cited by examiner

Primary Examiner — Zenia Bennett

(74) *Attorney, Agent, or Firm* — Patterson & Sheridan, LLP

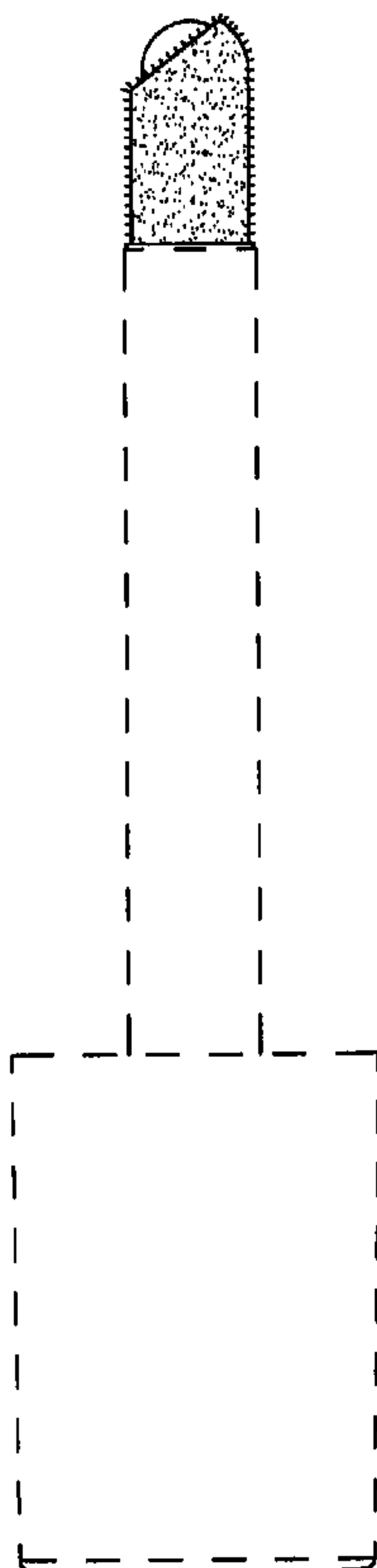
(57) **CLAIM**

The ornamental design for cosmetic applicator, as shown and described.

DESCRIPTION

FIG. 1 illustrates an isometric view of a cosmetic applicator. FIG. 2 is a front view of the cosmetic applicator of FIG. 1. FIG. 3 is a rear view of the cosmetic applicator of FIG. 1. FIG. 4 is a right side view of the cosmetic applicator of FIG. 1. FIG. 5 is a left side view of the cosmetic applicator of FIG. 1. FIG. 6 is a top view of the cosmetic applicator of FIG. 1; and, FIG. 7 is a bottom view of the cosmetic applicator of FIG. 1. The broken lines in the drawing are for illustrative purposes only and form no part of the claimed design.

1 Claim, 7 Drawing Sheets



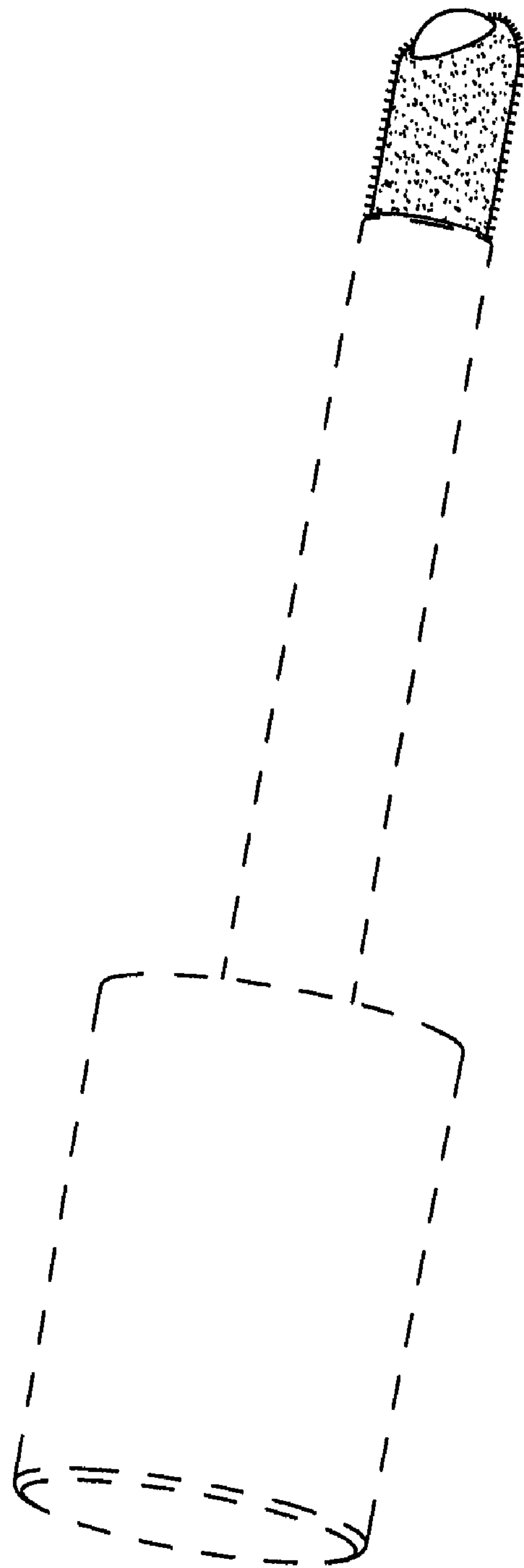


Fig. 1

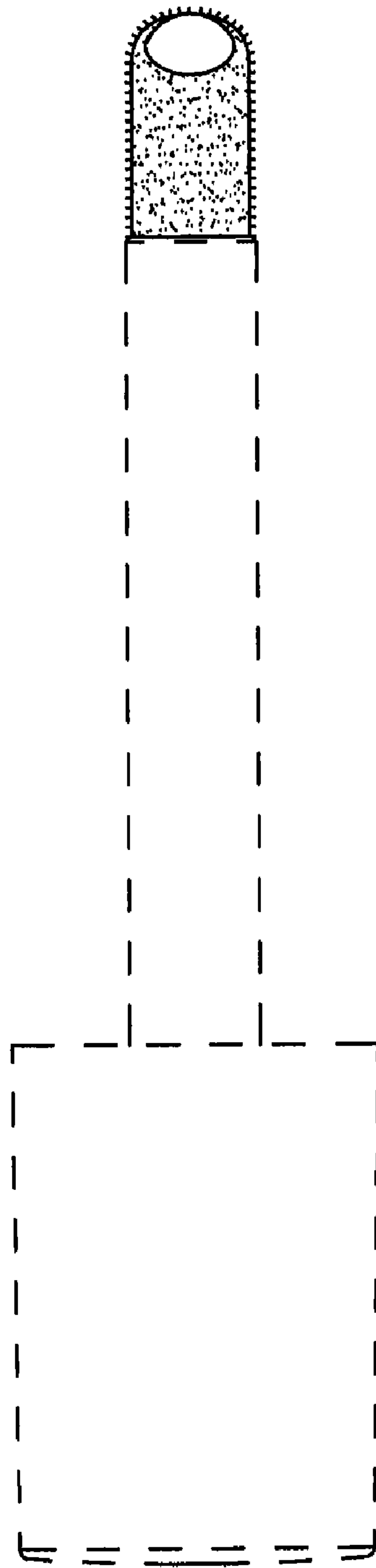


Fig. 2

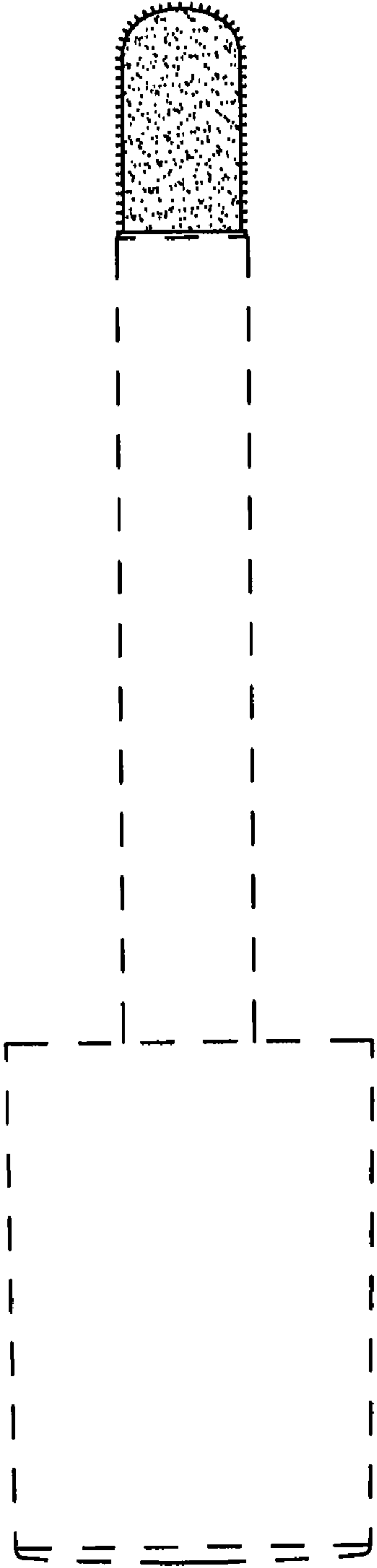


Fig. 3

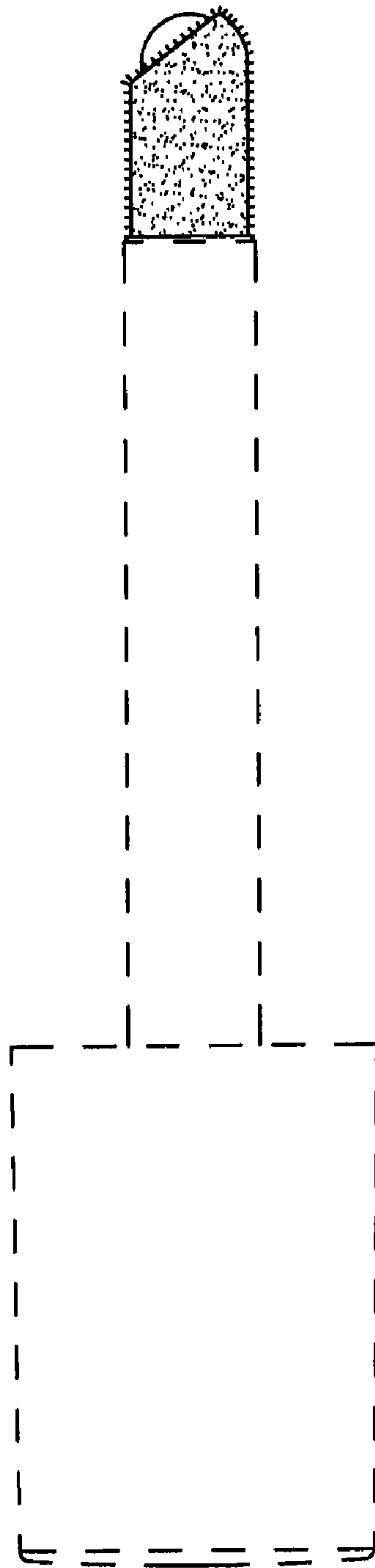


Fig. 4

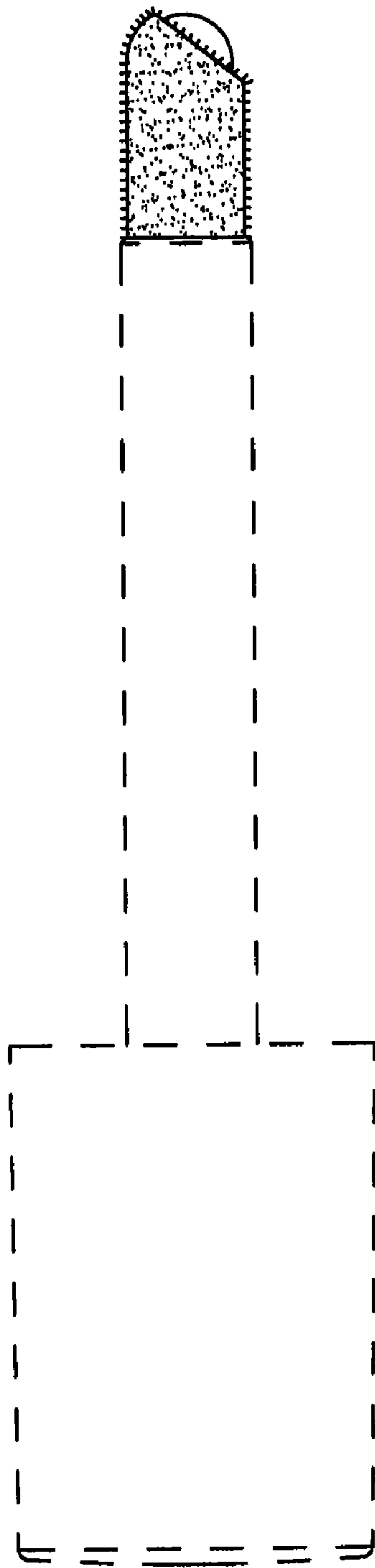


Fig. 5

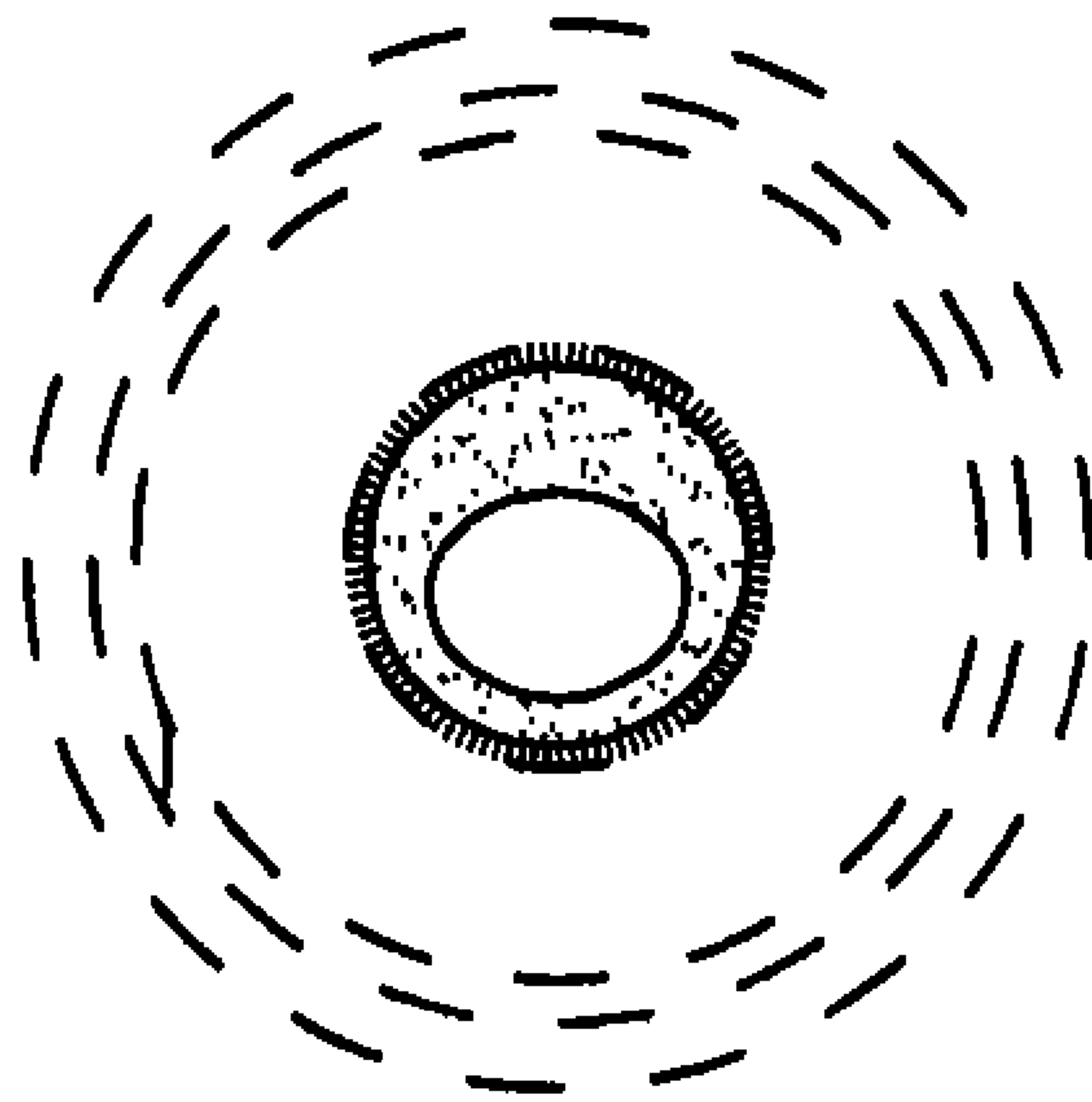


Fig. 6

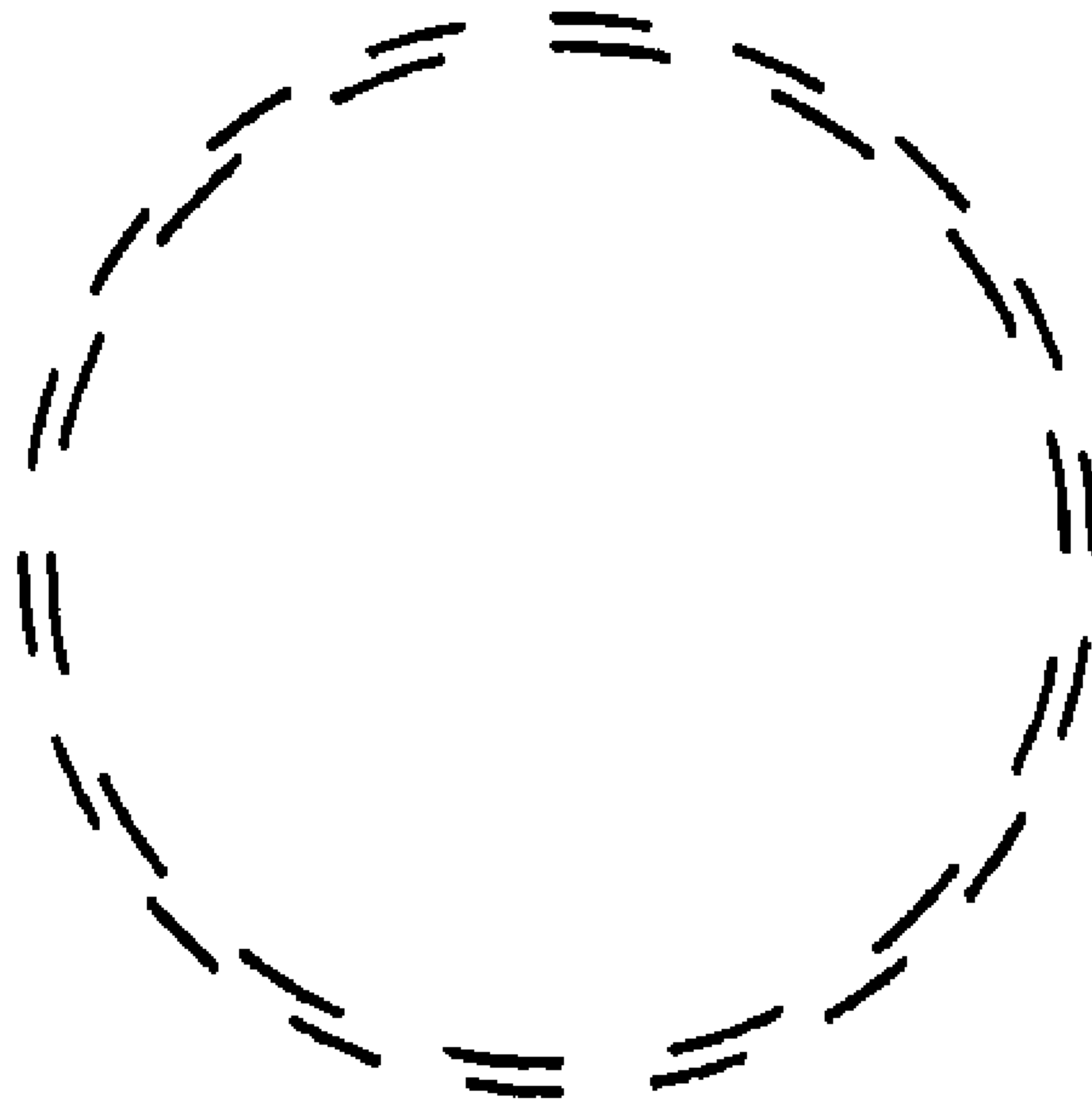


Fig. 7