



US00D671230S

(12) **United States Design Patent**
Lee

(10) **Patent No.:** **US D671,230 S**
(45) **Date of Patent:** **** Nov. 20, 2012**

(54) **BOTTOM PANEL FOR CONSTRUCTION**

(75) Inventor: **Hwa-Yeon Lee**, Seoul (KR)

(73) Assignee: **LG Hausys, Ltd.**, Seoul (KR)

(**) Term: **14 Years**

(21) Appl. No.: **29/372,947**

(22) Filed: **Feb. 8, 2011**

(30) **Foreign Application Priority Data**

Oct. 19, 2010 (KR) 30-2010-0045254

(51) **LOC (9) Cl.** **25-01**

(52) **U.S. Cl.** **D25/150**

(58) **Field of Classification Search** D25/150;
52/415, 434, 435, 169.12; 428/49

See application file for complete search history.

(56) **References Cited**

U.S. PATENT DOCUMENTS

3,216,741	A *	11/1965	Newlin et al.	280/768
3,608,261	A *	9/1971	French et al.	52/316
4,043,088	A *	8/1977	Payton	52/169.12
D428,500	S *	7/2000	Wederski	D25/150
2001/0009084	A1 *	7/2001	Wolfrum	52/169.12
2011/0173925	A1 *	7/2011	Brown	52/794.1

* cited by examiner

Primary Examiner — Doris Clark

(74) *Attorney, Agent, or Firm* — Nath, Goldberg & Meyer;
Jerald L. Meyer; Joshua B. Goldberg

(57) **CLAIM**

The ornamental design for a bottom panel for construction, as shown and described.

DESCRIPTION

FIG. 1 is a perspective view of a bottom panel for construction according to the present invention.

FIG. 2 is a front view of the bottom panel for construction of FIG. 1.

FIG. 3 is a rear view of the bottom panel for construction of FIG. 1.

FIG. 4 is a left side view of the bottom panel for construction of FIG. 1.

FIG. 5 is a right side view of the bottom panel for construction of FIG. 1.

FIG. 6 is a top view of the bottom panel for construction of FIG. 1.

FIG. 7 is a bottom view of the bottom panel for construction of FIG. 1.

FIG. 8 is a partially enlarged front view of the bottom panel for construction of FIG. 1; and,

FIG. 9 is a partially enlarged perspective view of the bottom panel for construction of FIG. 1.

1 Claim, 6 Drawing Sheets




FIG. 1




FIG. 2




FIG. 3




FIG. 4




FIG. 5




FIG. 6




FIG. 7




FIG. 8



FIG. 9

