



US00D671227S

(12) **United States Design Patent**  
**Parker et al.**

(10) **Patent No.:** **US D671,227 S**

(45) **Date of Patent:** **\*\* Nov. 20, 2012**

(54) **DIAGNOSTIC ANALYZER**

(75) Inventors: **Michael Parker**, Uxbridge, MA (US);  
**Aaron Sung-Lien Tang**, Boston, MA  
(US)

(73) Assignee: **Siemens Healthcare Diagnostics Inc.**,  
Tarrytown, NY (US)

(\*\*) Term: **14 Years**

(21) Appl. No.: **29/408,541**

(22) Filed: **Dec. 14, 2011**

(51) **LOC (9) Cl.** ..... **24-01**

(52) **U.S. Cl.** ..... **D24/216**

(58) **Field of Classification Search** ..... D24/216,  
D24/217, 219, 231, 232, 107, 169, 186; D10/81;  
422/500, 547, 62-65, 67; 435/287.1, 287.3;  
436/43, 45, 47

See application file for complete search history.

(56) **References Cited**

**U.S. PATENT DOCUMENTS**

3,753,657	A *	8/1973	Downing et al.	.....	422/65
D228,346	S *	9/1973	Blumenfeld	.....	D24/222
D283,046	S *	3/1986	Botich	.....	D15/144.1
D285,114	S *	8/1986	Collister et al.	.....	D24/216
D328,794	S *	8/1992	Frenkel et al.	.....	D24/216
D352,360	S *	11/1994	Nugteren	.....	D24/216

D359,357	S *	6/1995	Bigler et al.	.....	D24/186
D523,153	S *	6/2006	Akashi et al.	.....	D24/232
D554,551	S *	11/2007	Ouchi et al.	.....	D10/81
D649,075	S *	11/2011	Chan et al.	.....	D10/81
2007/0077550	A1 *	4/2007	Tohma et al.	.....	435/4
2010/0129855	A1 *	5/2010	Kataoka et al.	.....	435/29

\* cited by examiner

*Primary Examiner* — Anhdao Doan

(74) *Attorney, Agent, or Firm* — Noam R. Pollack

(57) **CLAIM**

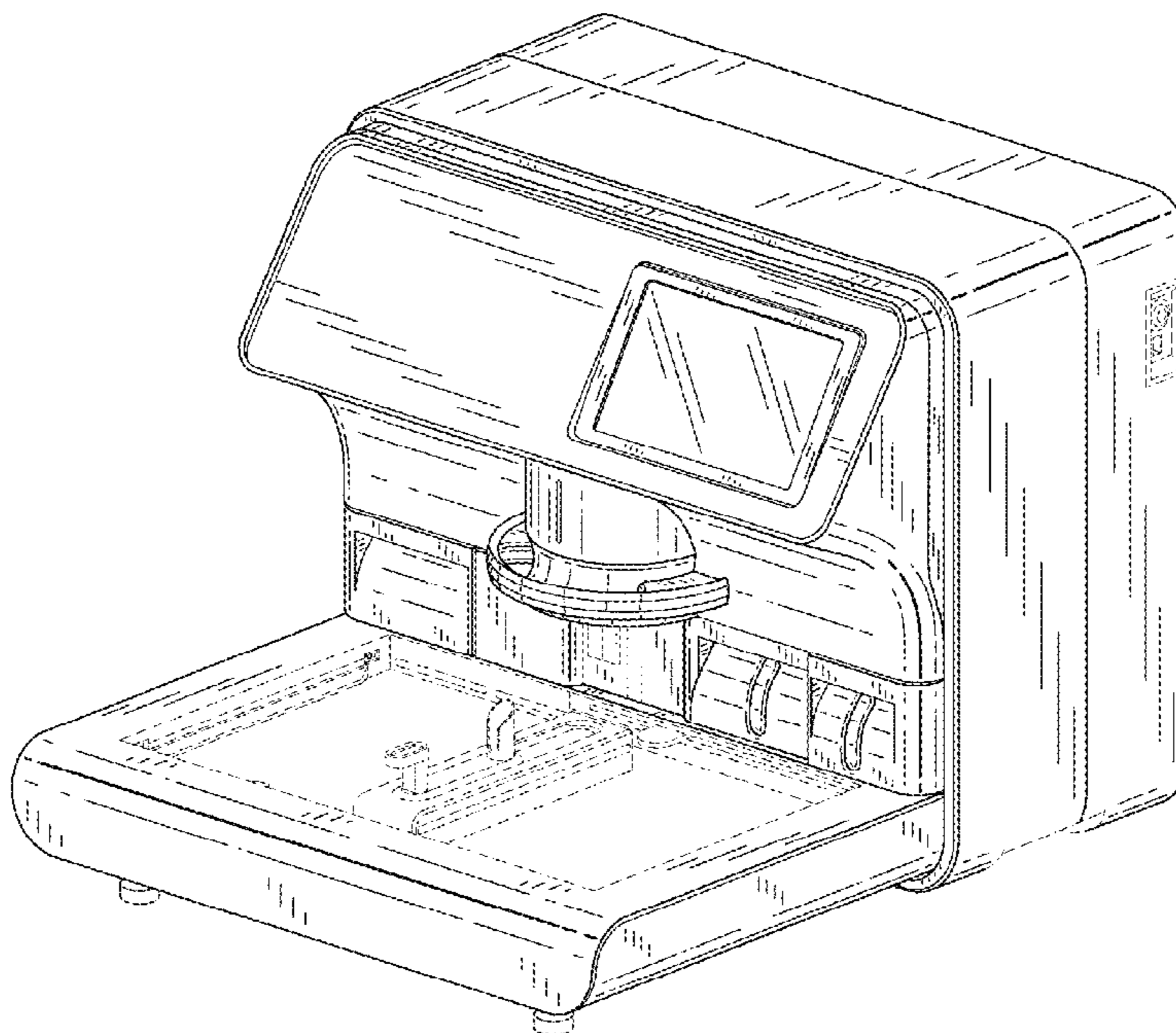
The ornamental design for a diagnostic analyzer, as shown and described.

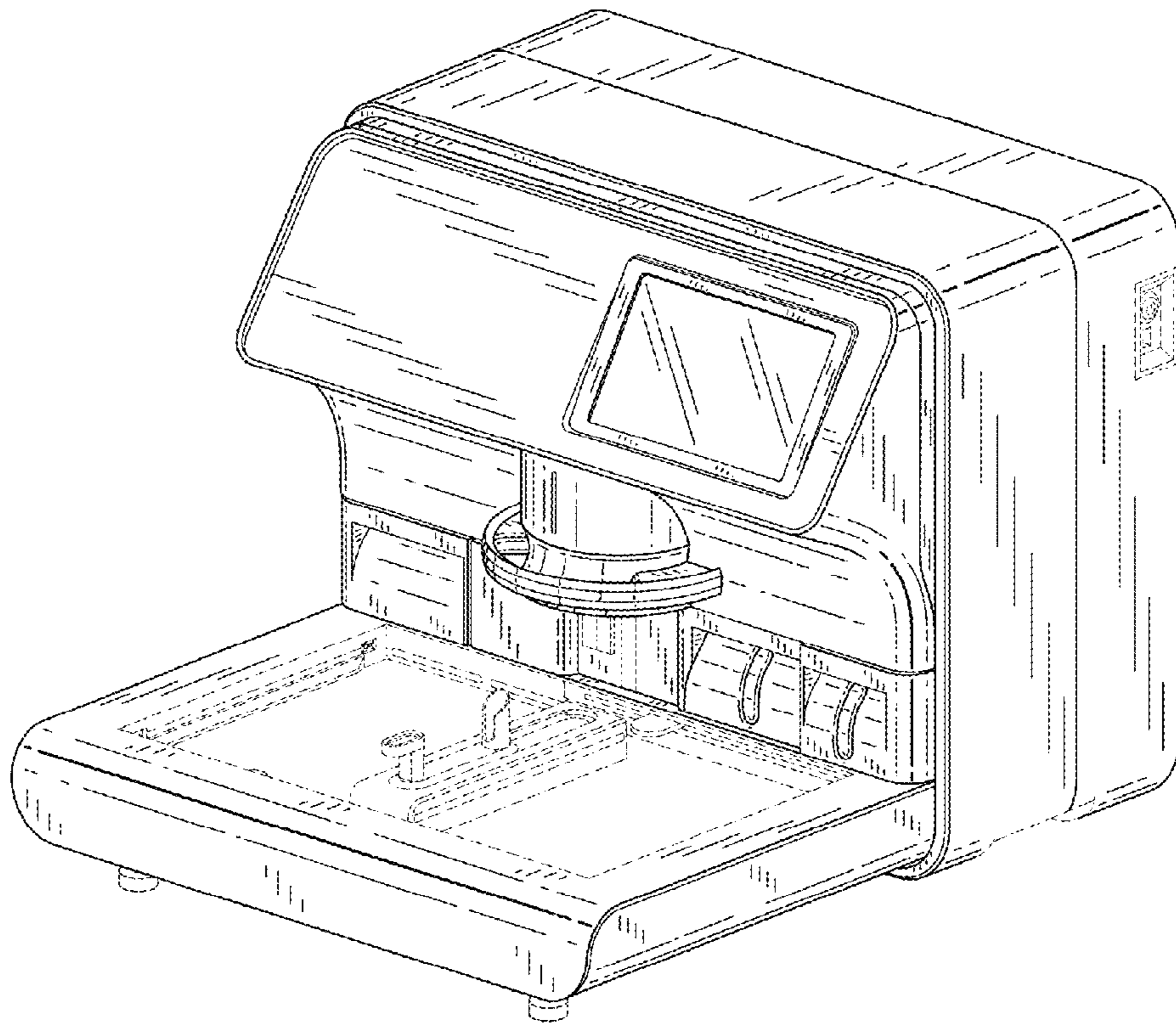
**DESCRIPTION**

FIG. 1 is a front perspective view of a diagnostic analyzer, showing our new design;  
FIG. 2 is a front view thereof;  
FIG. 3 is a rear view thereof;  
FIG. 4 is a right side view thereof;  
FIG. 5 is a left side view thereof; and,  
FIG. 6 is a top view thereof.

The bottom view of the diagnostic analyzer is not shown and forms no part of the claimed design. The broken lines in the drawing views are included for the purpose of illustrating portions of the diagnostic analyzer that form no part of the claimed design.

**1 Claim, 6 Drawing Sheets**





**FIG. 1**

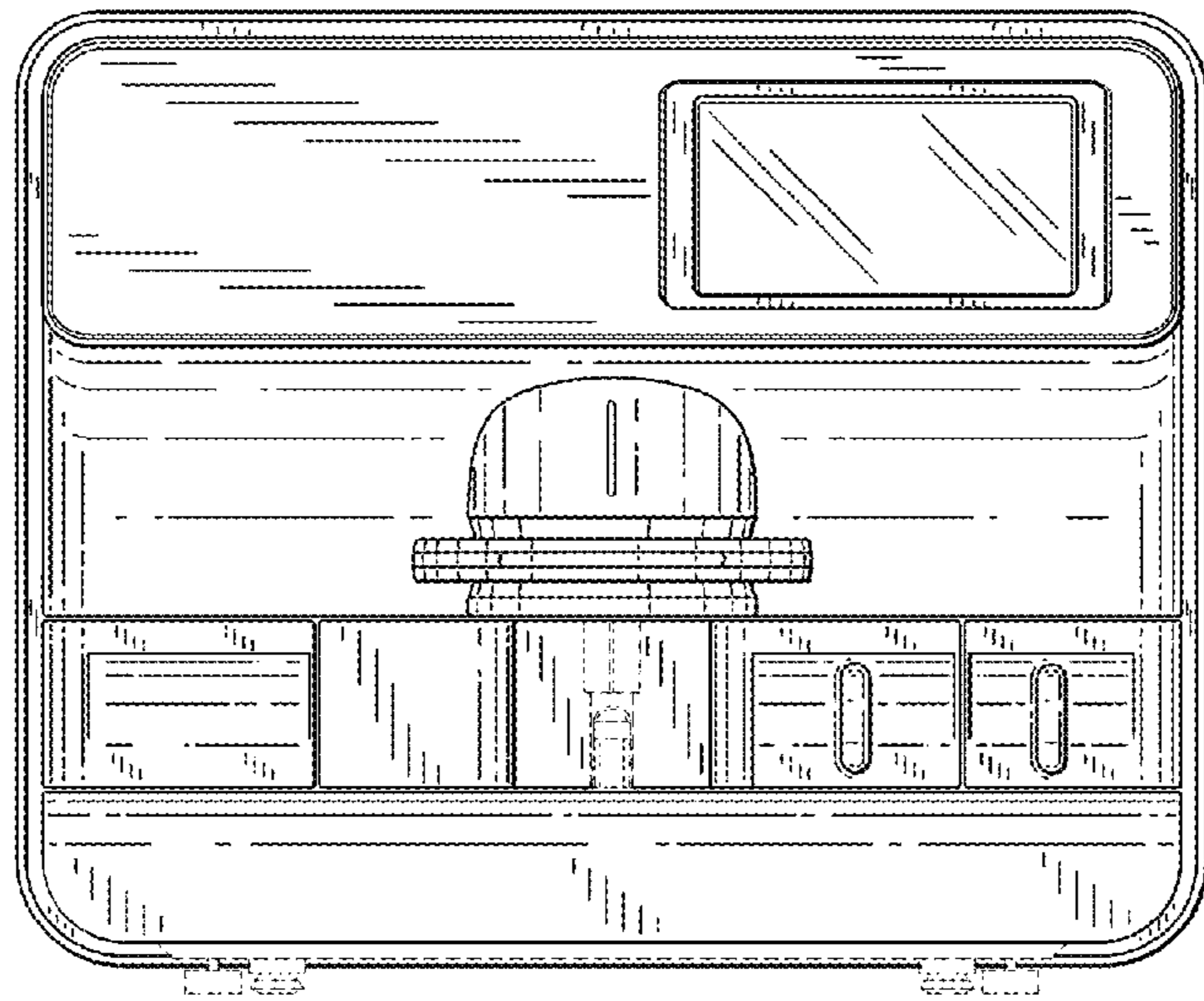

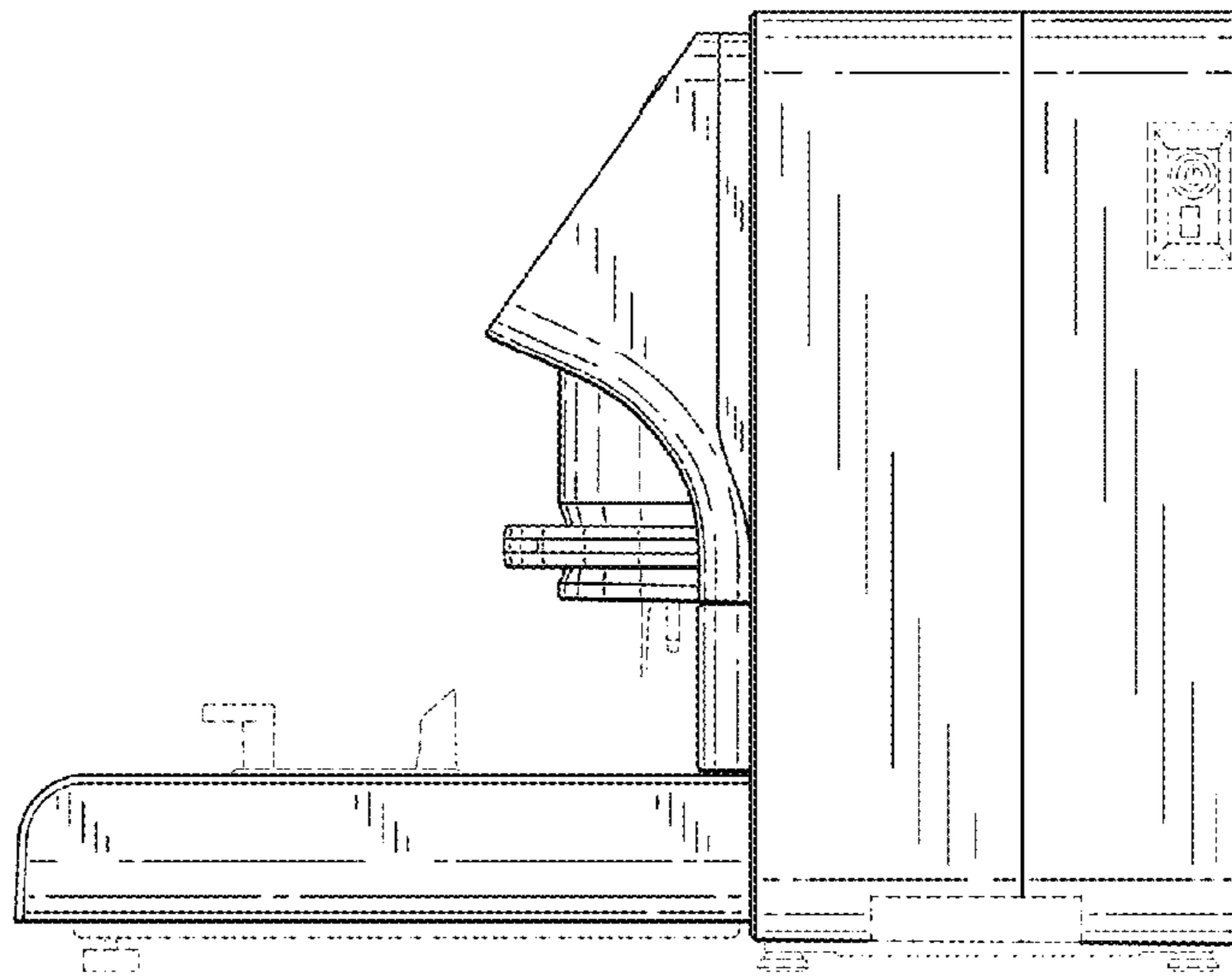


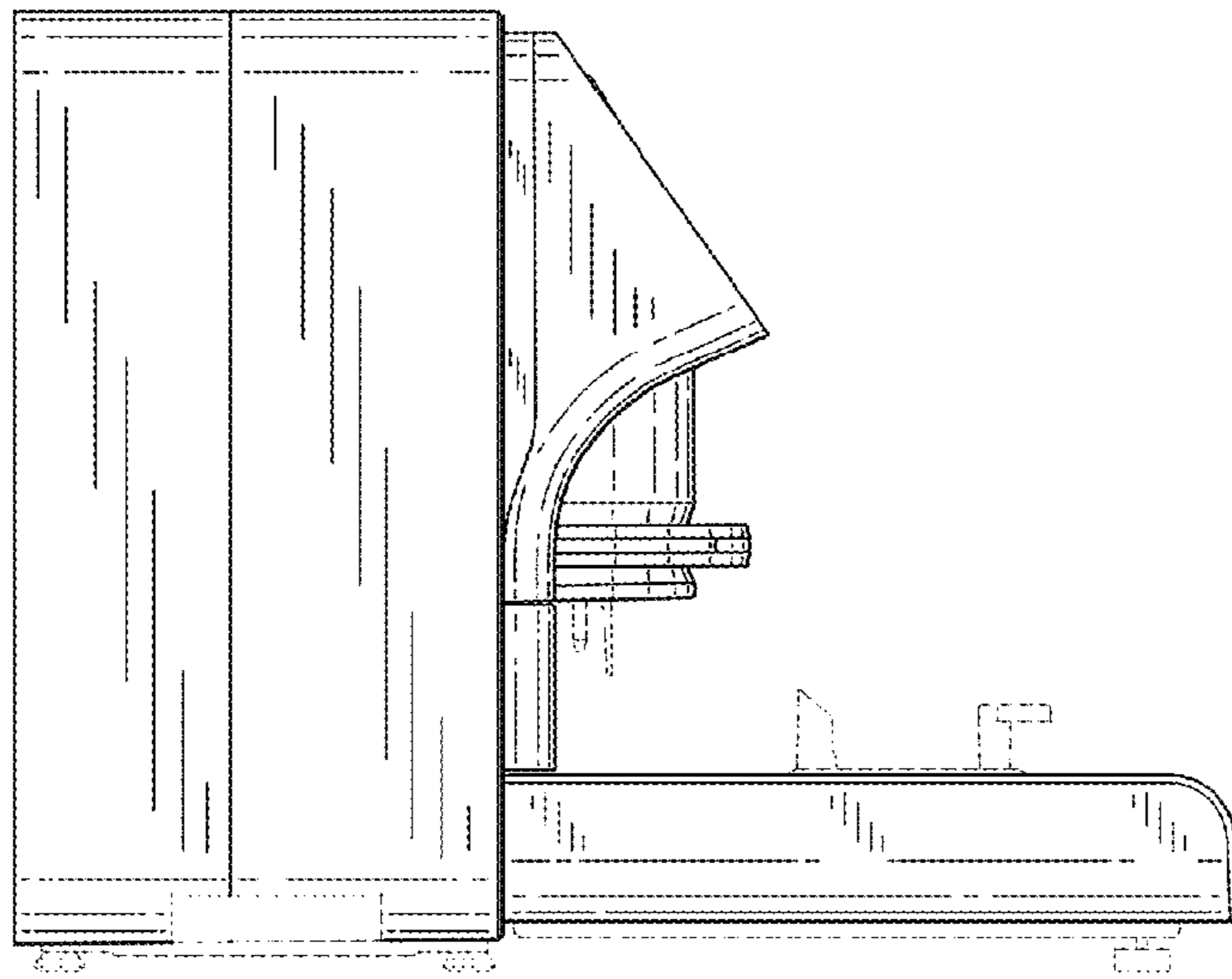
FIG. 2



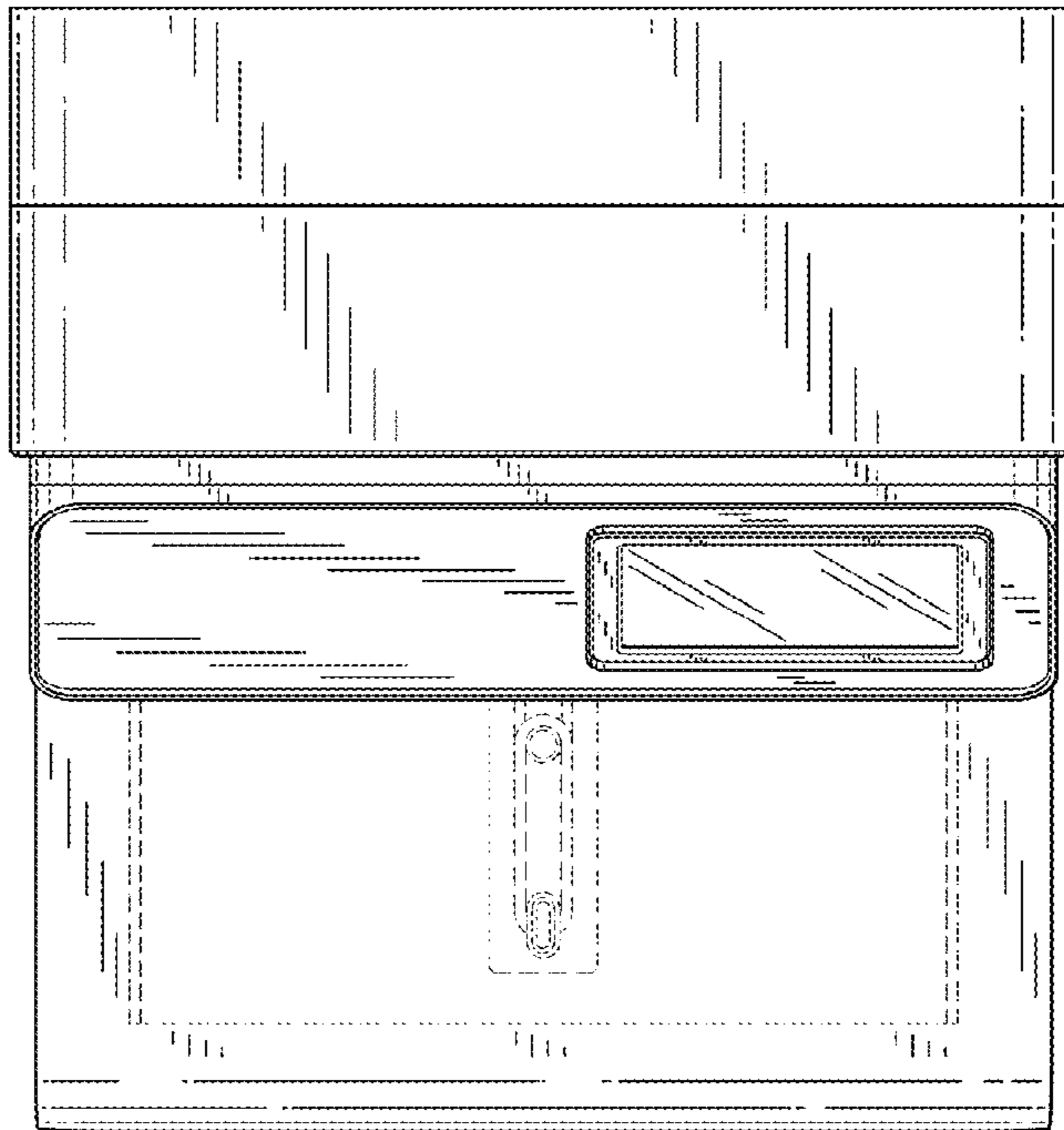
**FIG. 3**



**FIG. 4**



**FIG. 5**



**FIG. 6**