

US00D671184S

(12) **United States Design Patent**
Larson et al.

(10) **Patent No.:** **US D671,184 S**
(45) **Date of Patent:** **** Nov. 20, 2012**

(54) **FIREARM**

(75) Inventors: **Mark Larson**, Colona, IL (US); **Lester Larson, Jr.**, Colona, IL (US)

(73) Assignee: **Rock River Arms, Inc.**, Colona, IL (US)

(**) Term: **14 Years**

(21) Appl. No.: **29/413,748**

(22) Filed: **Feb. 20, 2012**

Related U.S. Application Data

(63) Continuation of application No. 29/389,397, filed on Apr. 11, 2011, now Pat. No. Des. 654,550.

(51) **LOC (9) Cl.** **22-01**

(52) **U.S. Cl.** **D22/108**

(58) **Field of Classification Search** D22/100,
D22/101, 103, 104, 108, 199; D21/572,
D21/573; 42/51, 71.01, 75.01, 75.02, 90,
42/94, 134, 136, 139, 125, 72, 111; 362/110;
89/40.06, 41.19, 37.04, 33.04, 191.01, 200-204;
124/67, 66, 72, 74

See application file for complete search history.

(56) **References Cited**

U.S. PATENT DOCUMENTS

4,512,236	A *	4/1985	Thevis et al.	89/128
4,807,512	A *	2/1989	Johansson	89/1.4
4,833,970	A *	5/1989	Wilhelm	89/141
5,448,940	A	9/1995	Schuetz et al.	
5,983,774	A *	11/1999	Mihaita	89/187.02
6,250,194	B1 *	6/2001	Brandl et al.	89/1.41
6,250,294	B1 *	6/2001	Lim	124/66
7,077,117	B1 *	7/2006	Chu	124/32
D631,931	S *	2/2011	Murello et al.	D22/103
D636,044	S	4/2011	Larson et al.	
D636,045	S	4/2011	Larson et al.	
D636,046	S	4/2011	Larson et al.	

D636,047	S	4/2011	Larson et al.	
D636,048	S	4/2011	Larson et al.	
D636,454	S	4/2011	Larson et al.	
D637,678	S	5/2011	Larson et al.	
7,946,283	B2 *	5/2011	Lee et al.	124/67
8,117,958	B2 *	2/2012	Hochstrate et al.	89/193
2009/0235911	A1 *	9/2009	Klarborg	124/66
2011/0030258	A1 *	2/2011	Fistikchi et al.	42/1.06
2011/0314716	A1 *	12/2011	Jebsen et al.	42/1.06

OTHER PUBLICATIONS

Rock River Arms, Inc., 2010 Retail Catalog, US.
<http://www.glocktalk.com/forums/showthread.php?t=1418880>,
published May 3, 2012, Glock Talk.
<http://drundel.com/blog/2007/04/18/rock-river-arms-tactical-car-a4/>,
published Apr. 18, 2007, Rock River Arms, Inc.
<http://www.inetres.com/gp/military/infantry/grenade/M203.html>,
published Feb. 25, 2010, Gary W. Cooke.

* cited by examiner

Primary Examiner — Michael A Pratt

(74) *Attorney, Agent, or Firm* — Banner & Witcoff, Ltd.

(57) **CLAIM**

The ornamental design for a firearm, as shown and described.

DESCRIPTION

FIG. 1 is a top, front, left perspective view of a firearm showing our new design;

FIG. 2 is a left side view thereof;

FIG. 3 is a right side view thereof;

FIG. 4 is a top view thereof;

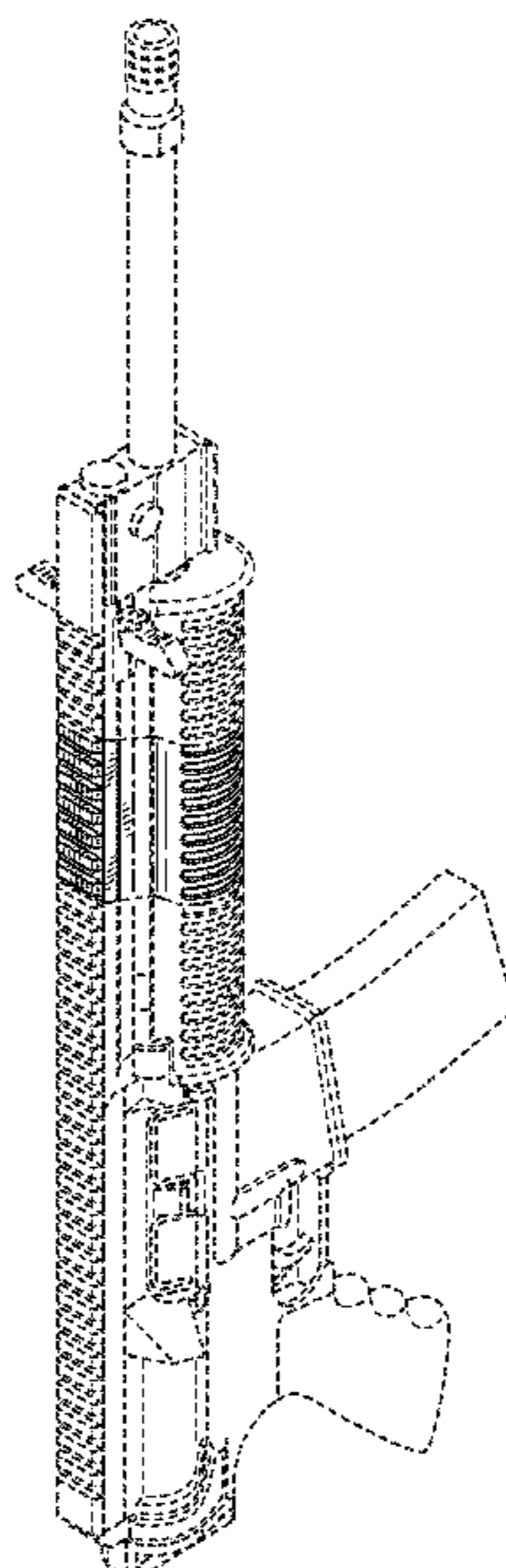
FIG. 5 is a bottom view thereof;

FIG. 6 is a front view thereof; and,

FIG. 7 is a rear view thereof.

The uneven-length broken lines represent unclaimed boundaries of the claimed design. The even-length broken lines showing the remainder of the firearm are for environmental purposes only and form no part of the claimed design.

1 Claim, 5 Drawing Sheets



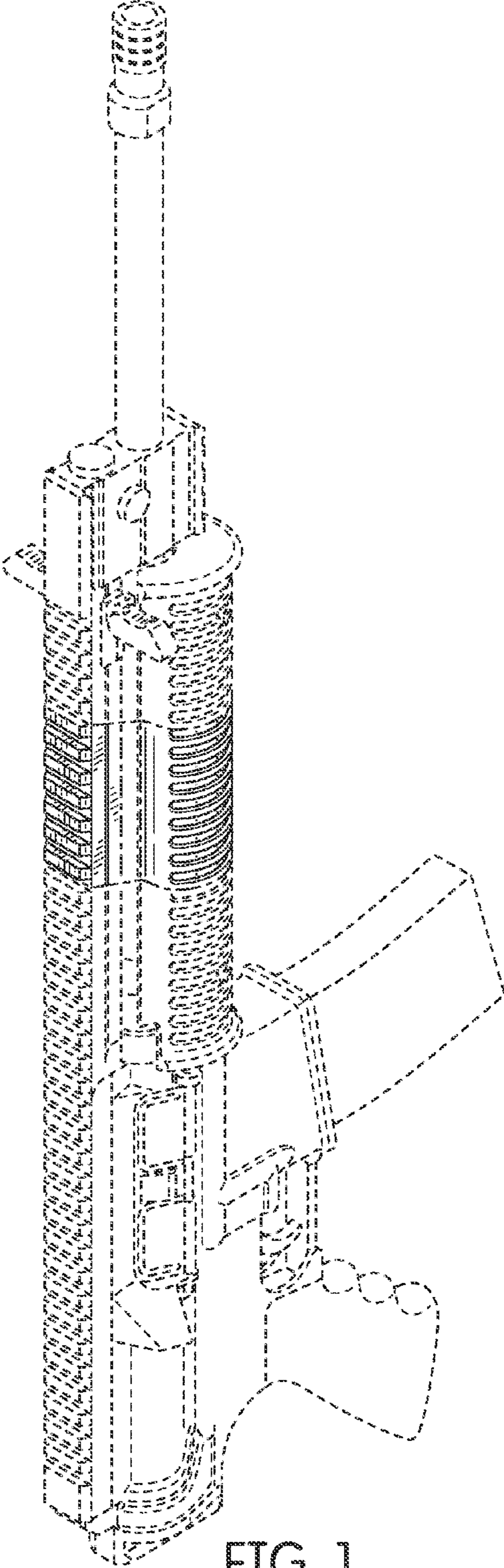


FIG. 1

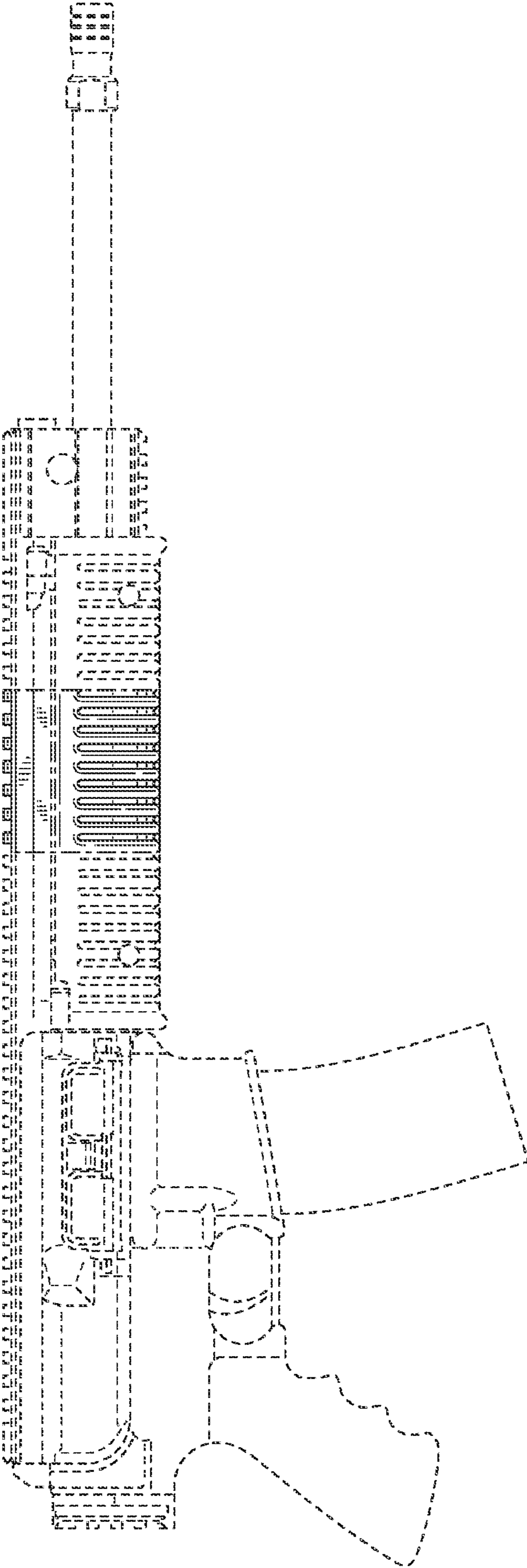


FIG. 2

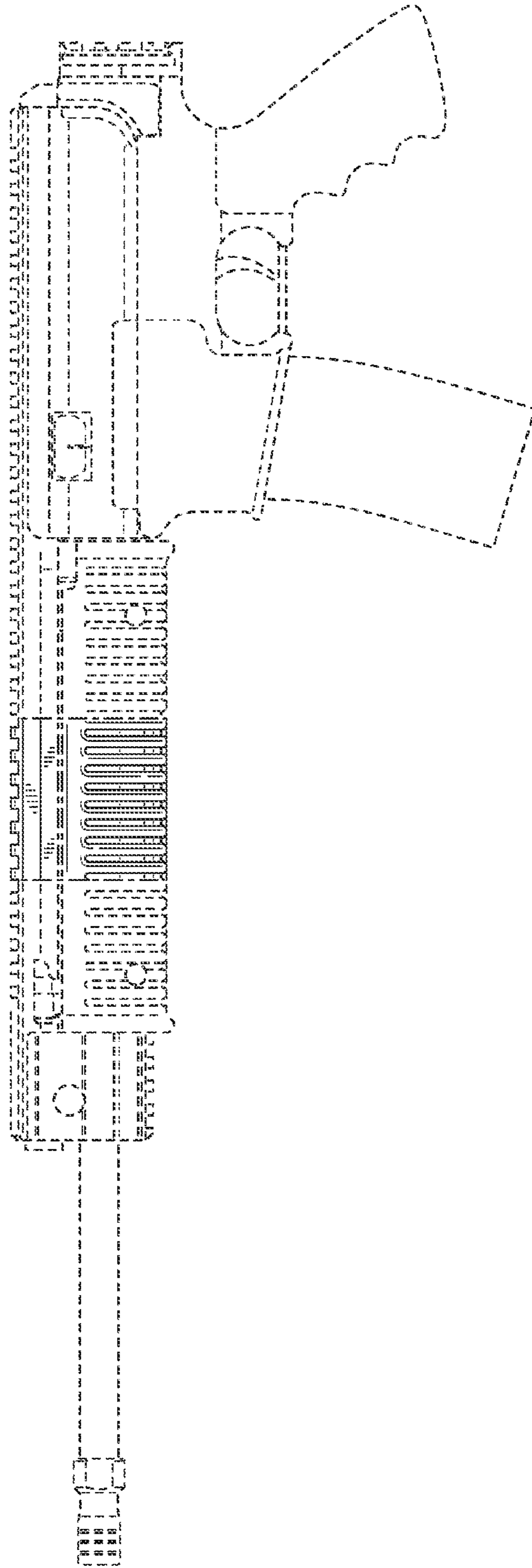


FIG. 3

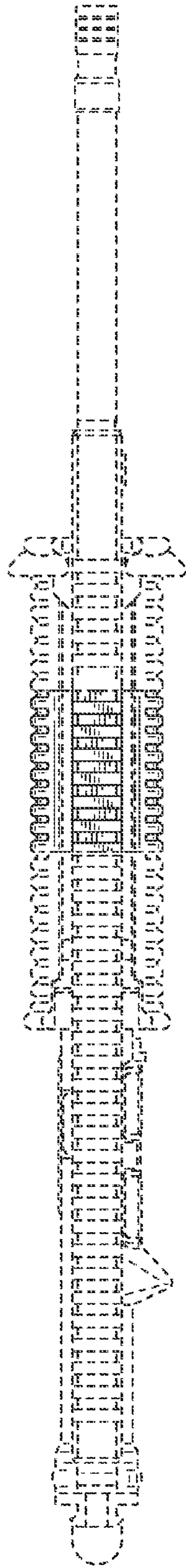


FIG. 4

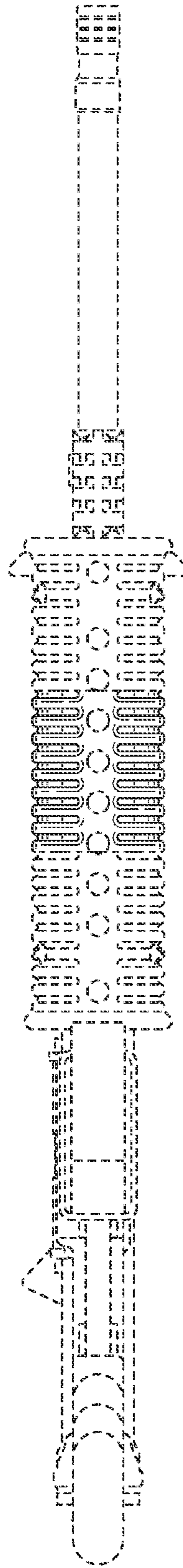


FIG. 5

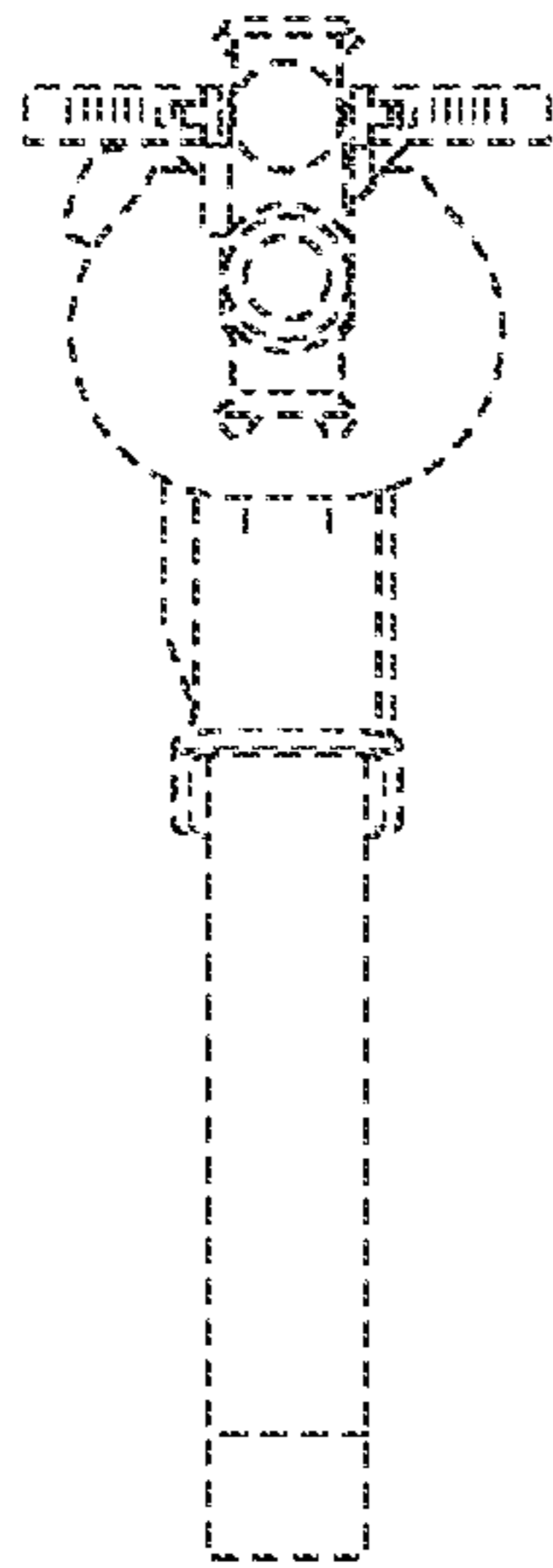


FIG. 6




FIG. 7