

US00D671172S

(12) **United States Design Patent**  
**Takahashi et al.**

(10) **Patent No.:** **US D671,172 S**

(45) **Date of Patent:** **\*\* Nov. 20, 2012**

(54) **TWIN-DISPLAY**

(75) Inventors: **Katsumi Takahashi**, Yokohama (JP);  
**Toshiaki Shimizu**, Yamato (JP); **Takashi**  
**Nishitsuji**, Sagamihara (JP); **Masao**  
**Mizoguchi**, Atsugi (JP); **Hidekazu**  
**Kato**, Kawasaki (JP)

(73) Assignee: **Konami Gaming, Inc.**, Las Vegas, NV  
(US)

(\*\*) Term: **14 Years**

(21) Appl. No.: **29/370,776**

(22) Filed: **Sep. 3, 2010**

**Related U.S. Application Data**

(63) Continuation of application No. 29/312,784, filed on  
Nov. 12, 2008, now Pat. No. Des. 626,602.

(51) **LOC (9) Cl.** ..... **21-01**

(52) **U.S. Cl.** ..... **D21/385; D21/369**

(58) **Field of Classification Search** ..... D14/486-487;  
D21/324-333, 369-370, 385; 273/138.1,  
273/138.2; 463/16-17, 20, 25-26, 30, 31,  
463/46-47

See application file for complete search history.

(56) **References Cited**

**U.S. PATENT DOCUMENTS**

5,919,088 A \* 7/1999 Weiss ..... 463/16  
6,126,542 A \* 10/2000 Fier ..... 463/16

6,224,485 B1 \* 5/2001 Dickinson et al. .... 463/30  
6,547,242 B1 \* 4/2003 Sugiyama et al. .... 463/20  
6,612,575 B1 \* 9/2003 Cole et al. .... 273/138.1  
D572,314 S \* 7/2008 Vallejo et al. .... D21/370  
2004/0224776 A1 \* 11/2004 Nagano ..... 463/46  
2005/0255912 A1 \* 11/2005 Love et al. .... 463/30  
2008/0096652 A1 \* 4/2008 Shimizu ..... 463/31

\* cited by examiner

*Primary Examiner* — Sandra Morris

(74) *Attorney, Agent, or Firm* — Masuvalley & Partners

(57) **CLAIM**

The ornamental design for a twin-display, as shown and  
described.

**DESCRIPTION**

FIG. 1 is a front elevation view of an embodiment of our  
twin-display according to our novel design; and  
FIG. 2 is a left side view of the embodiment of our twin-  
display illustrated in FIG. 1.

FIG. 3 is a right side view of the embodiment of our twin-  
display illustrated in FIG. 1.

FIG. 4 is a top view of the embodiment of our twin-display  
illustrated in FIG. 1.

FIG. 5 is a bottom view of the embodiment of our twin-  
display illustrated in FIG. 1; and,

FIG. 6 is a back view of the embodiment of our twin-display  
illustrated in FIG. 1.

The broken line disclosure is for illustrative purposes only  
and forms no part of the claimed design.

**1 Claim, 6 Drawing Sheets**






FIG. 1



# FIG. 2



# FIG. 3



**FIG. 4**



**FIG. 5**



**FIG. 6**

