



US00D671169S

(12) **United States Design Patent**  
**Kermaal et al.**

(10) **Patent No.:** **US D671,169 S**  
(45) **Date of Patent:** **\*\* Nov. 20, 2012**

(54) **WRITING INSTRUMENT**

D362,269 S \* 9/1995 Hollington ..... D19/51  
(Continued)

(75) Inventors: **Philippe Kermaal**, Paris (FR); **Romuald Zayana**, Paris (FR)

**FOREIGN PATENT DOCUMENTS**

(73) Assignee: **Parker Pen Products**, Newhaven, East Sussex (GB)

EM 000268024-0001 2/2005  
(Continued)

(\*\*) Term: **14 Years**

*Primary Examiner* — Elizabeth Albert

(21) Appl. No.: **29/391,735**

(74) *Attorney, Agent, or Firm* — Marshall, Gerstein & Borun LLP

(22) Filed: **May 12, 2011**

(57) **CLAIM**

The ornamental design for a writing instrument, as shown and described.

(30) **Foreign Application Priority Data**

**DESCRIPTION**

Nov. 12, 2010 (EM) ..... 001244701-0001-0013  
May 11, 2011 (EM) ..... 001275556-0001-0010

(51) **LOC (9) Cl.** ..... **19-06**

(52) **U.S. Cl.** ..... **D19/48**

(58) **Field of Classification Search** ..... D14/411;  
D19/35, 36, 41–51, 54–58; 24/11 R, 11 F,  
24/11 P; 401/52, 99–109, 192, 195, 196  
See application file for complete search history.

FIG. 1 is a perspective view showing a first embodiment of our new design for a writing instrument;

FIG. 2 is a front view of the writing instrument of FIG. 1;

FIG. 3 is a right side view of the writing instrument of FIG. 1;

FIG. 4 is a rear view of the writing instrument of FIG. 1;

FIG. 5 is a left side view of the writing instrument of FIG. 1;

FIG. 6 is a top plan view of the writing instrument of FIG. 1;

FIG. 7 is a bottom plan view of the writing instrument of FIG. 1;

FIG. 8 is a perspective view showing a second embodiment of our new design for a writing instrument;

FIG. 9 is a front view of the writing instrument of FIG. 8;

FIG. 10 is a right side view of the writing instrument of FIG. 8;

FIG. 11 is a rear view of the writing instrument of FIG. 8;

FIG. 12 is a left side view of the writing instrument of FIG. 8;

FIG. 13 is a top plan view of the writing instrument of FIG. 8; and,

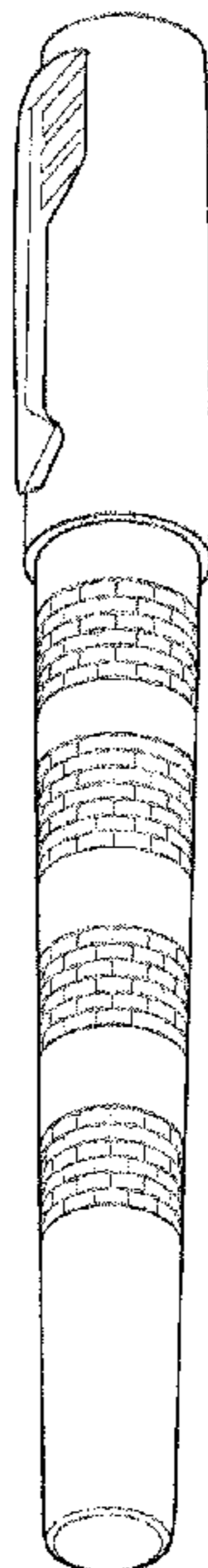
FIG. 14 is a bottom plan view of the writing instrument of FIG. 8.

(56) **References Cited**

**U.S. PATENT DOCUMENTS**

D19,108 S \* 5/1889 Miller ..... D9/638  
D94,983 S \* 3/1935 Morrison ..... D19/48  
D112,283 S \* 11/1938 Hanle ..... D19/48  
D188,135 S \* 6/1960 Koenig ..... D9/638  
D223,130 S \* 3/1972 Green ..... D19/42  
D259,792 S \* 7/1981 Itoh et al. .... D19/51  
D323,529 S \* 1/1992 Rousseau ..... D19/51  
D330,217 S \* 10/1992 Booker ..... D19/48  
D338,491 S \* 8/1993 Hollington ..... D19/50  
D355,439 S \* 2/1995 Hollington ..... D19/43

**1 Claim, 4 Drawing Sheets**



# US D671,169 S

Page 2

## U.S. PATENT DOCUMENTS

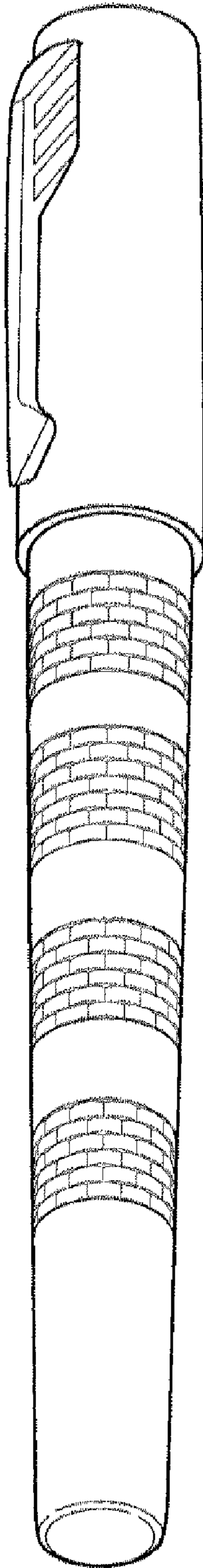
D372,048 S \* 7/1996 Hollington ..... D19/43  
D378,763 S \* 4/1997 Hollington ..... D19/51  
D398,934 S 9/1998 Veillon  
D416,580 S \* 11/1999 Andrews et al. .... D19/56  
D423,579 S \* 4/2000 Andrews et al. .... D19/51  
D425,119 S \* 5/2000 Andrews et al. .... D19/43  
D438,245 S \* 2/2001 Hollington et al. .... D19/50  
D438,247 S \* 2/2001 Polidoro ..... D19/56  
D438,248 S \* 2/2001 Hollington et al. .... D19/56  
D438,249 S \* 2/2001 Hollington et al. .... D19/56  
D458,305 S \* 6/2002 Iwase et al. .... D19/43  
D466,007 S \* 11/2002 Fabretti ..... D9/641  
D477,026 S \* 7/2003 Stropkay et al. .... D19/51  
D478,626 S \* 8/2003 Stropkay et al. .... D19/51  
D482,398 S \* 11/2003 Hwang ..... D19/43  
D488,507 S \* 4/2004 Finney et al. .... D19/51  
D488,508 S \* 4/2004 Finney et al. .... D19/51

D490,464 S \* 5/2004 Andrews et al. .... D19/43  
D494,621 S \* 8/2004 Andrews et al. .... D19/56  
D507,303 S \* 7/2005 Andrews et al. .... D19/56  
D521,067 S \* 5/2006 Andrews et al. .... D19/51  
D525,303 S \* 7/2006 Andrews et al. .... D19/51  
D580,979 S \* 11/2008 Shimizu ..... D19/57  
D585,937 S \* 2/2009 Dhesse et al. .... D19/48  
D592,247 S \* 5/2009 Brown ..... D19/48  
D597,136 S \* 7/2009 Dhesse et al. .... D19/56  
D600,281 S \* 9/2009 Delancourt ..... D19/48  
D610,617 S \* 2/2010 Zhang ..... D19/50  
D612,424 S \* 3/2010 Suero et al. .... D19/41  
D645,083 S \* 9/2011 Stukenkemper ..... D19/48

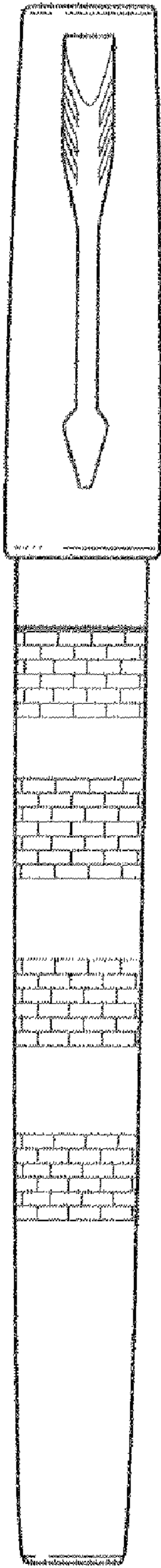
## FOREIGN PATENT DOCUMENTS

EM 1244701 11/2010  
GB 2079120 11/1998

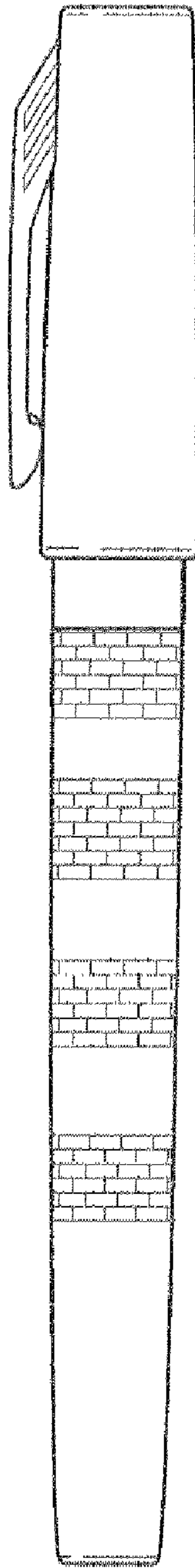
\* cited by examiner



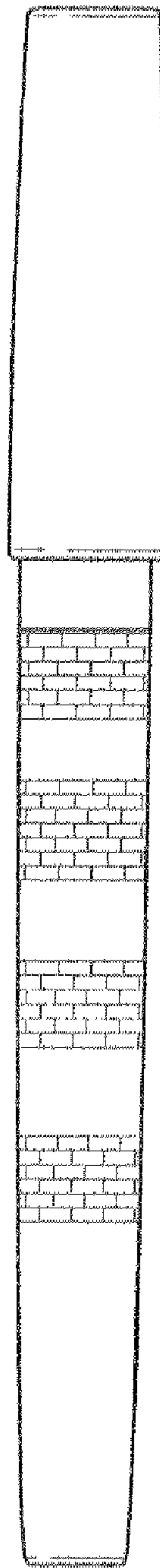
**FIG. 1**



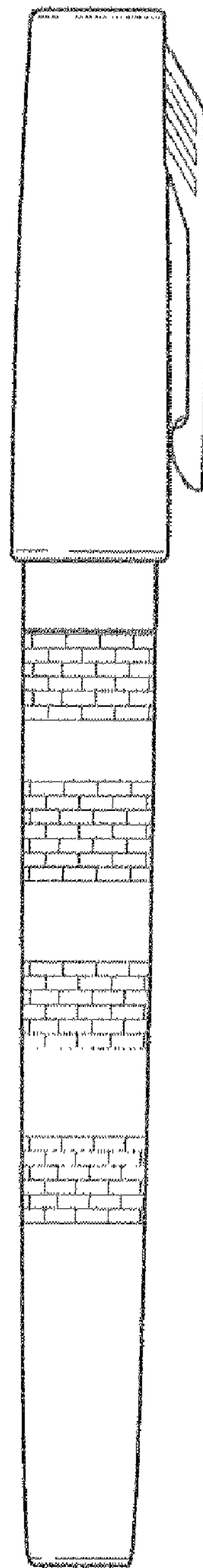
**FIG. 2**



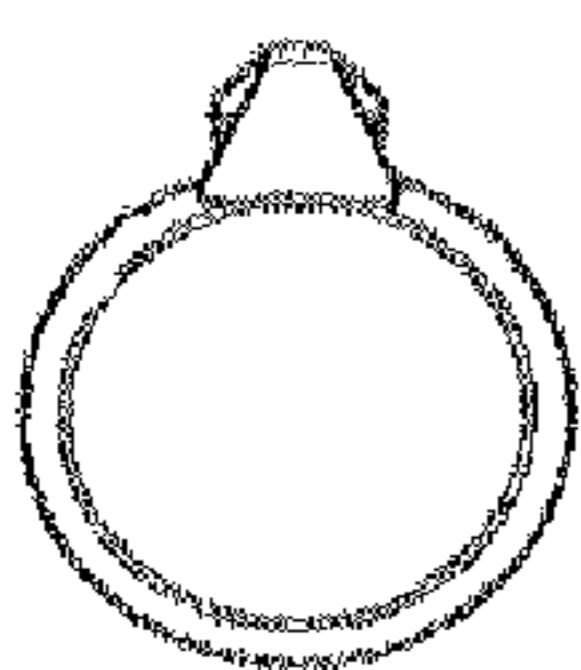
**FIG. 3**



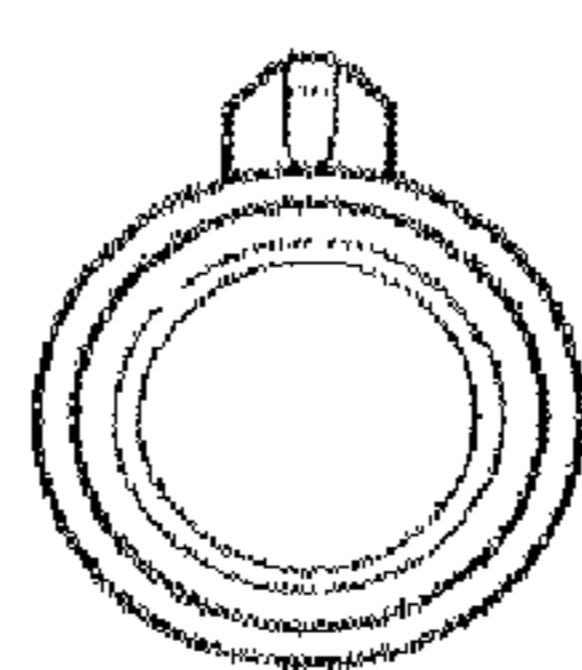
**FIG. 4**



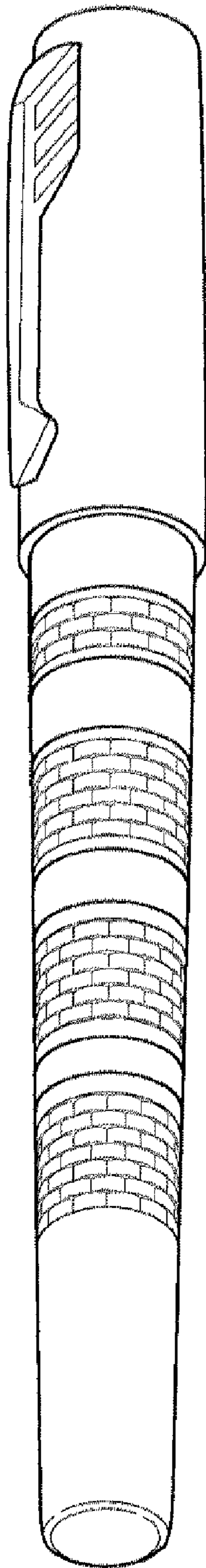
**FIG. 5**




**FIG. 6**



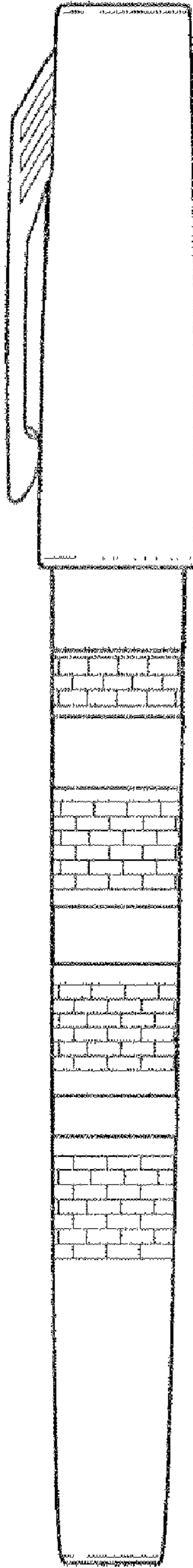
**FIG. 7**




**FIG. 8**



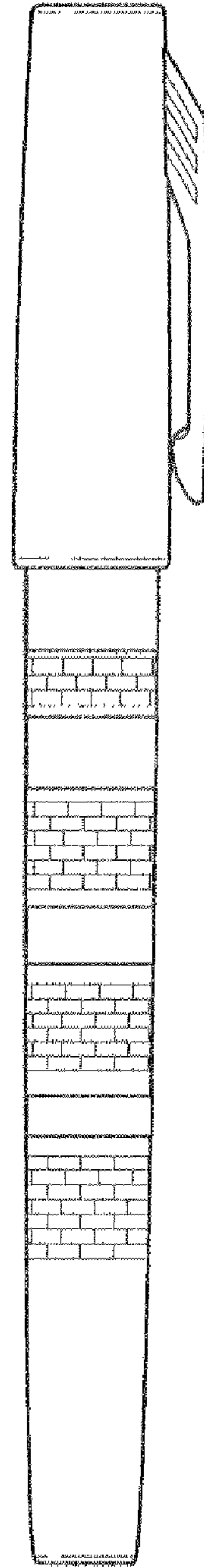
**FIG. 9**



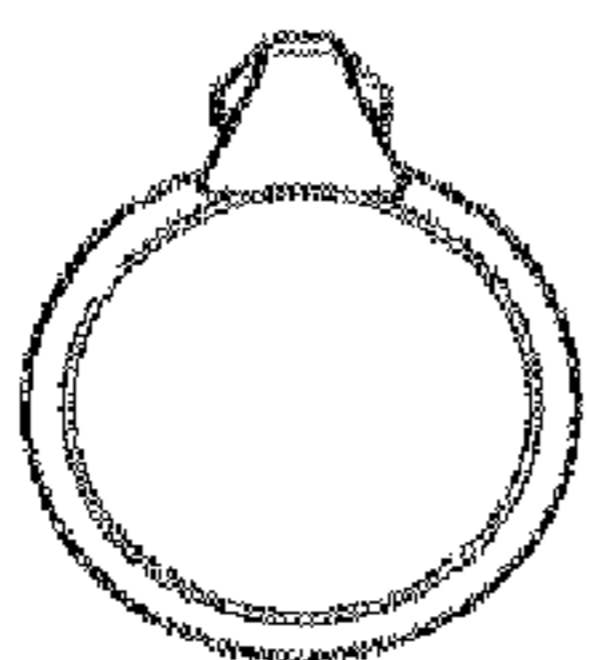
**FIG. 10**



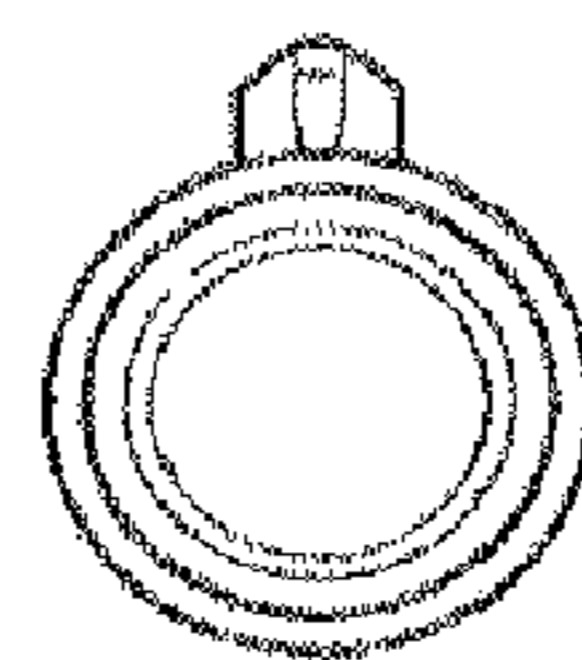
**FIG. 11**



**FIG. 12**



**FIG. 13**



**FIG. 14**