



US00D671155S

(12) **United States Design Patent**  
**Defougeres**

(10) **Patent No.:** **US D671,155 S**

(45) **Date of Patent:** **\*\* Nov. 20, 2012**

(54) **DRILL**

(75) Inventor: **Francois Defougeres**, Poligny (FR)

(73) Assignee: **Diager** (FR)

(\*\*) Term: **14 Years**

(21) Appl. No.: **29/388,540**

(22) Filed: **Mar. 30, 2011**

(30) **Foreign Application Priority Data**

Sep. 30, 2010 (EM) ..... 001761941-0001

(51) **LOC (9) Cl.** ..... **15-09**

(52) **U.S. Cl.** ..... **D15/139**

(58) **Field of Classification Search** ..... D8/70;  
D15/131, 132, 138, 139, 140; 76/102, 115;  
83/845; 403/331, 381; 407/9, 33, 34, 42,  
407/54, 63, 110, 113-115; 408/214, 215,  
408/222, 223, 224, 226-230; 433/72, 165;  
470/198; 606/80

See application file for complete search history.

(56) **References Cited**

**U.S. PATENT DOCUMENTS**

D347,848 S \* 6/1994 Maynard, Jr. .... D15/139  
6,089,337 A \* 7/2000 Kleine et al. .... 175/394

D615,839 S \* 5/2010 Richter et al. .... D8/70  
D629,027 S \* 12/2010 Kersten et al. .... D15/139  
D664,167 S \* 7/2012 Lampe ..... D15/139  
2003/0138305 A1 \* 7/2003 Pedersen ..... 408/230  
2009/0092452 A1 \* 4/2009 Sato et al. .... 407/54  
2010/0135741 A1 \* 6/2010 Probst et al. .... 408/230  
2010/0296887 A1 \* 11/2010 Moseley et al. .... 408/227  
2011/0200403 A1 \* 8/2011 Gruber ..... 408/1 R  
2012/0148358 A1 \* 6/2012 Hecht et al. .... 408/200  
2012/0183363 A1 \* 7/2012 Davis et al. .... 407/54  
2012/0201619 A1 \* 8/2012 Olsson ..... 408/230

\* cited by examiner

*Primary Examiner* — Patricia Palasik

(74) *Attorney, Agent, or Firm* — Cantor Colburn LLP

(57) **CLAIM**

We claim, the ornamental design for a drill, as shown and described.

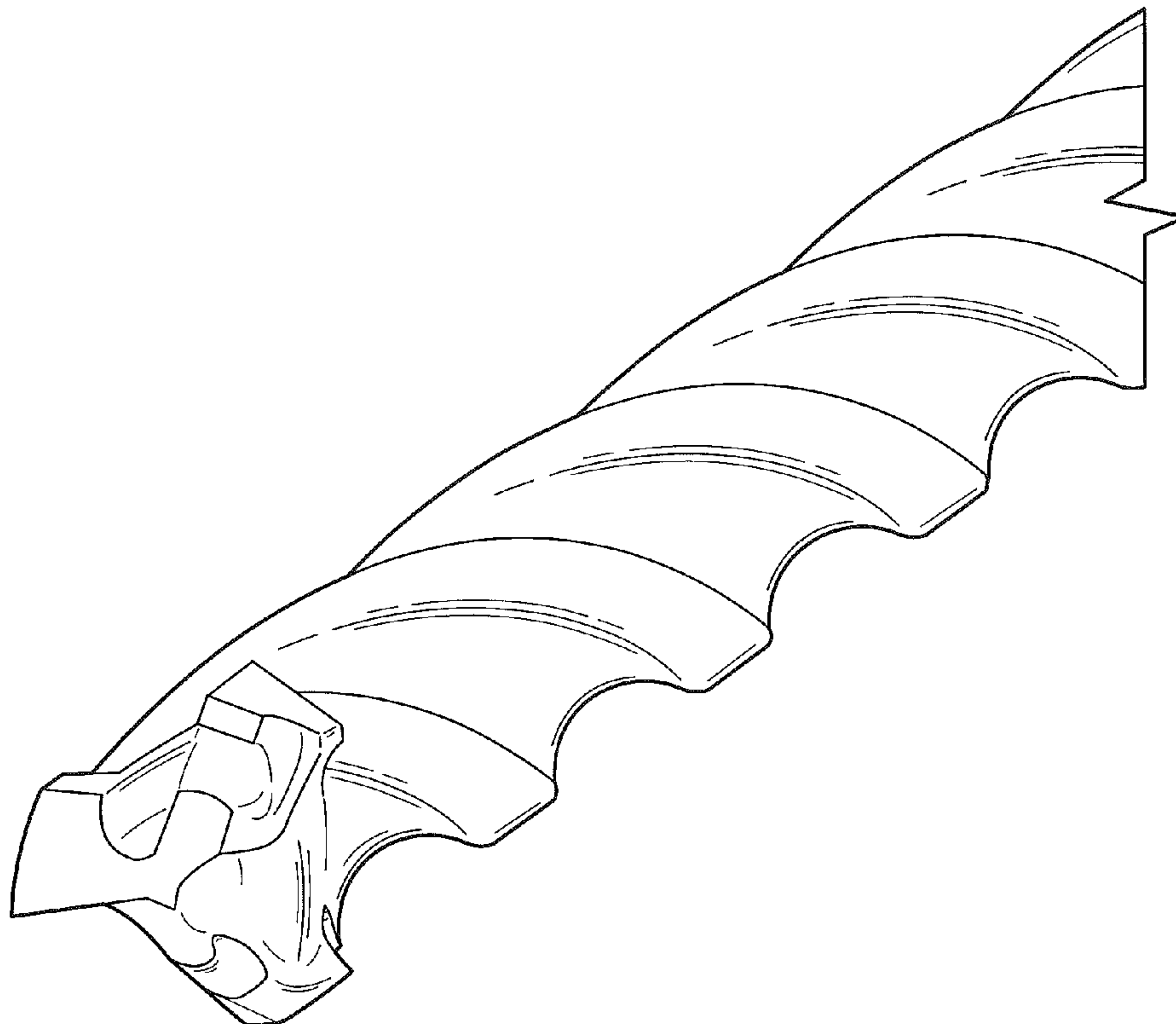
**DESCRIPTION**

FIG. 1 is a perspective view of a drill, showing my new design in an exemplary embodiment;

FIG. 2 is a front elevation view of the drill shown in FIG. 1; FIG. 3 is a longitudinal elevation view of the drill shown in FIG. 1; and,

FIG. 4 is another longitudinal elevation view of the drill shown in FIG. 1.

**1 Claim, 4 Drawing Sheets**



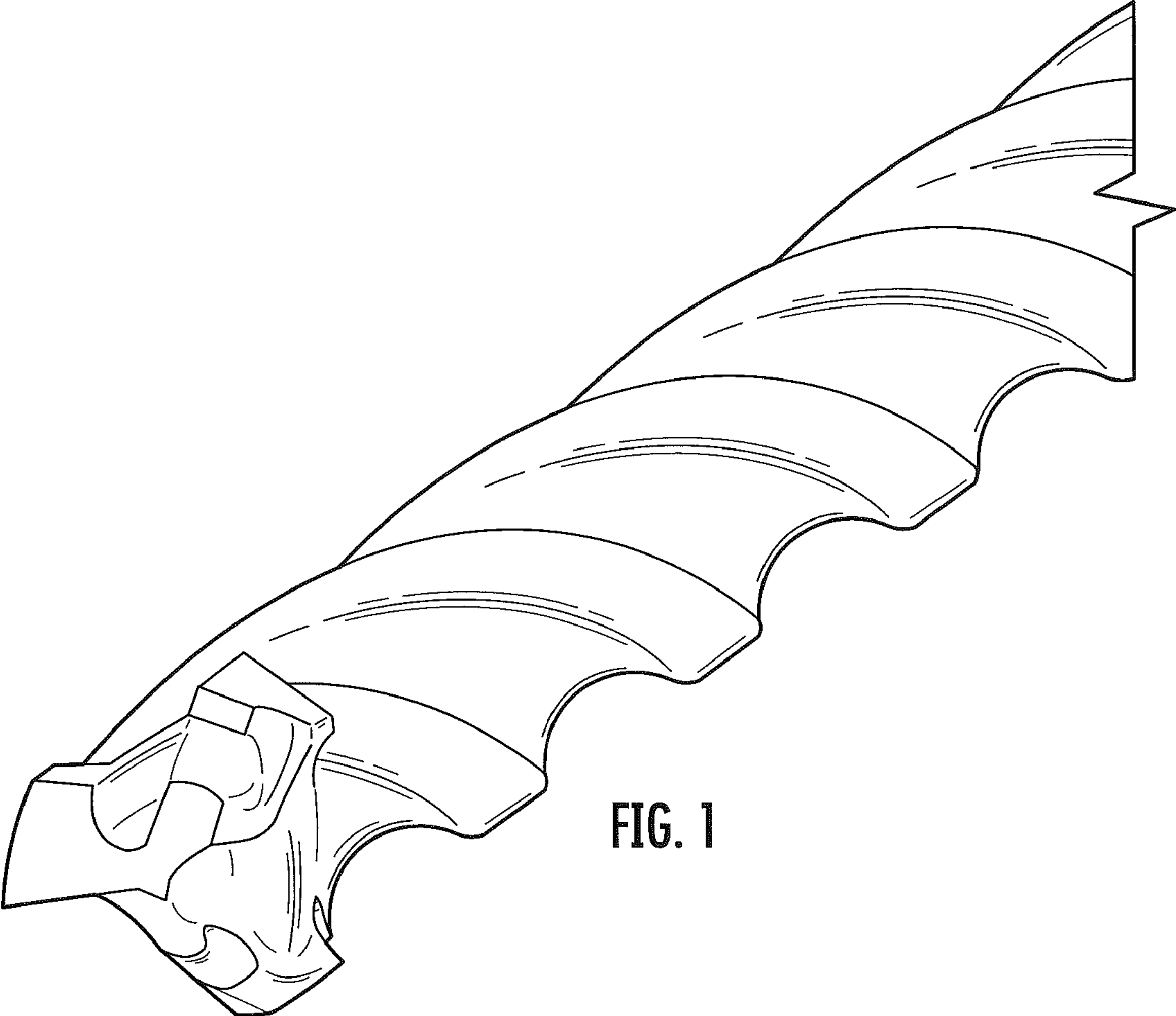


FIG. 1

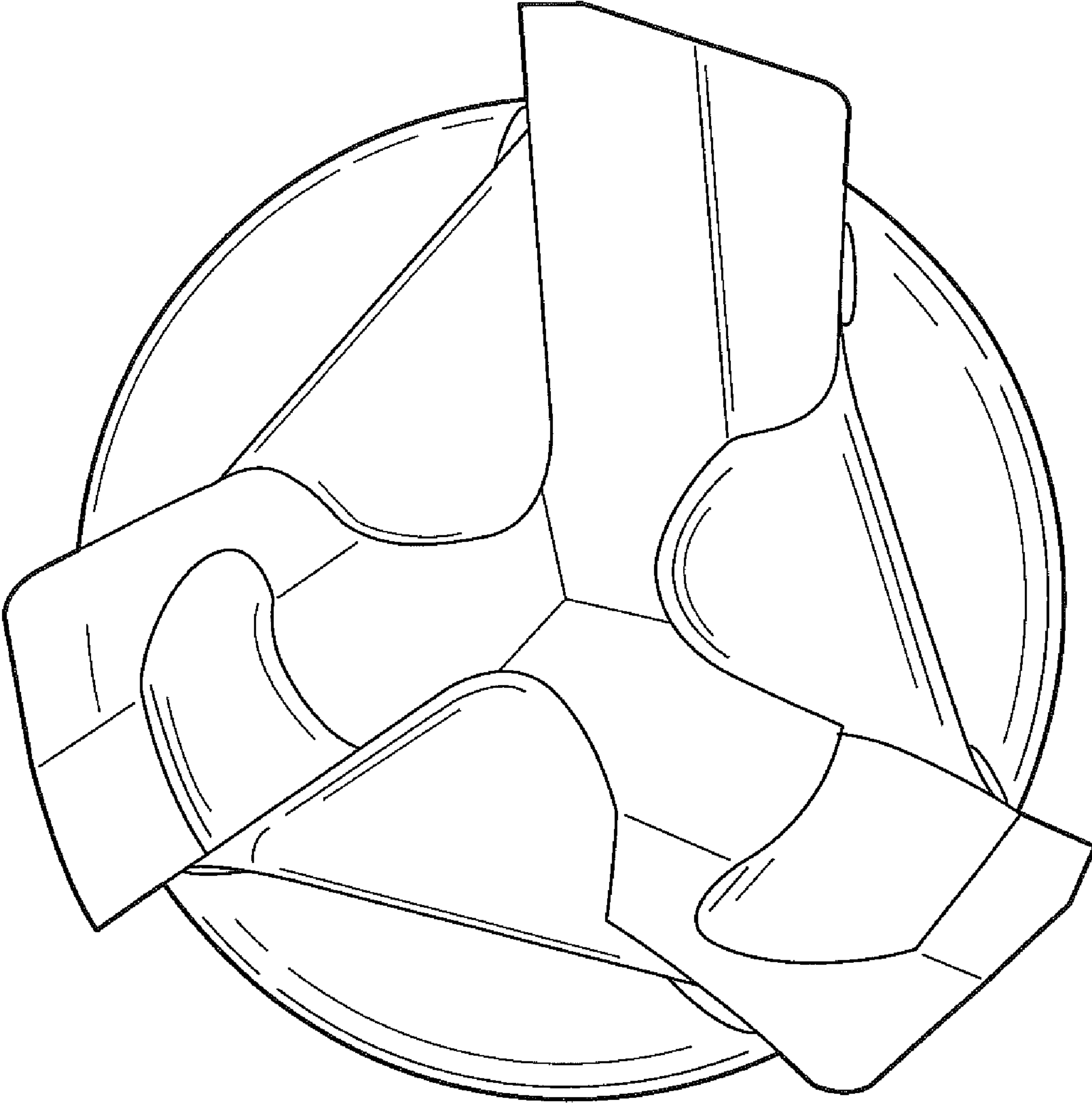


FIG. 2




FIG. 3

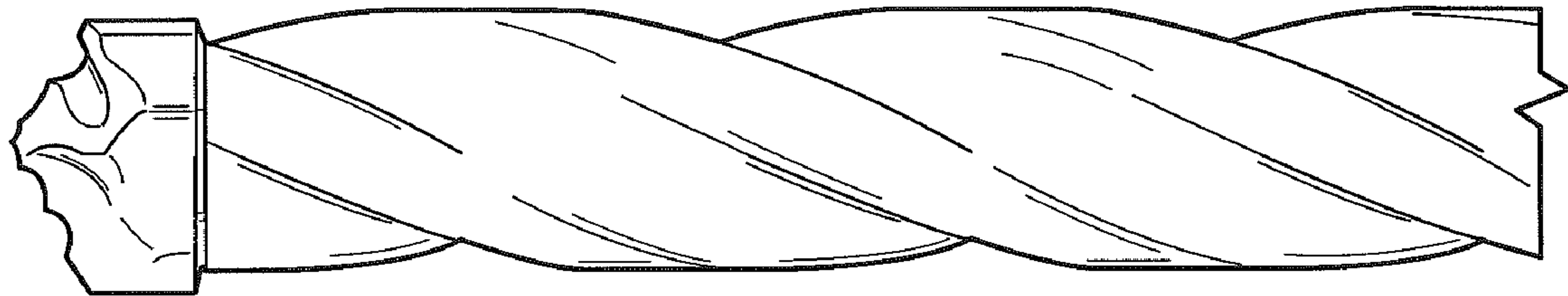


FIG. 4