



US00D671144S

(12) **United States Design Patent**
Washington et al.

(10) **Patent No.:** **US D671,144 S**
(45) **Date of Patent:** **** Nov. 20, 2012**

(54) **DISPLAY SCREEN WITH USER INTERFACE**

(75) Inventors: **David Earl Washington**, Seattle, WA (US); **Peter Seraphim Ponomarev**, Seattle, WA (US); **Iana Rae Smith**, Bellevue, WA (US); **Kieran Phelan**, Seattle, WA (US); **Kristie Eileen Smith**, Kirkland, WA (US)

(73) Assignee: **Microsoft Corporation**, Redmond, WA (US)

(**) Term: **14 Years**

(21) Appl. No.: **29/401,549**

(22) Filed: **Sep. 12, 2011**

(51) **LOC (9) Cl.** **14-04**

(52) **U.S. Cl.** **D14/492**

(58) **Field of Classification Search** D14/485-95;
D18/24-33; D19/6, 52; D20/11; D21/324-33;
715/700-867, 973-77

See application file for complete search history.

(56) **References Cited**

U.S. PATENT DOCUMENTS

D277,113	S	*	1/1985	Gordon	D20/11
D341,848	S	*	11/1993	Bigelow et al.	D18/27
D422,583	S	*	4/2000	Herceg et al.	D14/493
D536,701	S	*	2/2007	Gusmorino et al.	D14/492
D537,836	S	*	3/2007	Gusmorino et al.	D14/492
D540,813	S	*	4/2007	Gusmorino et al.	D14/492
D549,236	S	*	8/2007	O'Donnell et al.	D14/493
D550,690	S	*	9/2007	Armendariz	D14/487

D560,680	S	*	1/2008	Armendariz	D14/491
D565,588	S	*	4/2008	Sherry	D14/491
D572,719	S	*	7/2008	Beamish et al.	D14/488
D574,008	S	*	7/2008	Armendariz et al.	D14/487
D574,846	S	*	8/2008	O'Donnell et al.	D14/492
D585,074	S	*	1/2009	Ismail	D14/488
D597,555	S	*	8/2009	Ozzie et al.	D14/493
D601,170	S	*	9/2009	Pell et al.	D14/493
D616,453	S	*	5/2010	MacBeth et al.	D14/486
D619,617	S	*	7/2010	Dunn et al.	D14/493
D620,024	S	*	7/2010	Dunn et al.	D14/493
D642,194	S	*	7/2011	Kozlowski et al.	D14/488
D644,650	S	*	9/2011	Urdan et al.	D14/486
D665,817	S	*	8/2012	Gao et al.	D14/488
2005/0039140	A1	*	2/2005	Chen	715/810

* cited by examiner

Primary Examiner — Melanie H Tung

(74) *Attorney, Agent, or Firm* — Banner & Witcoff, Ltd.

(57) **CLAIM**

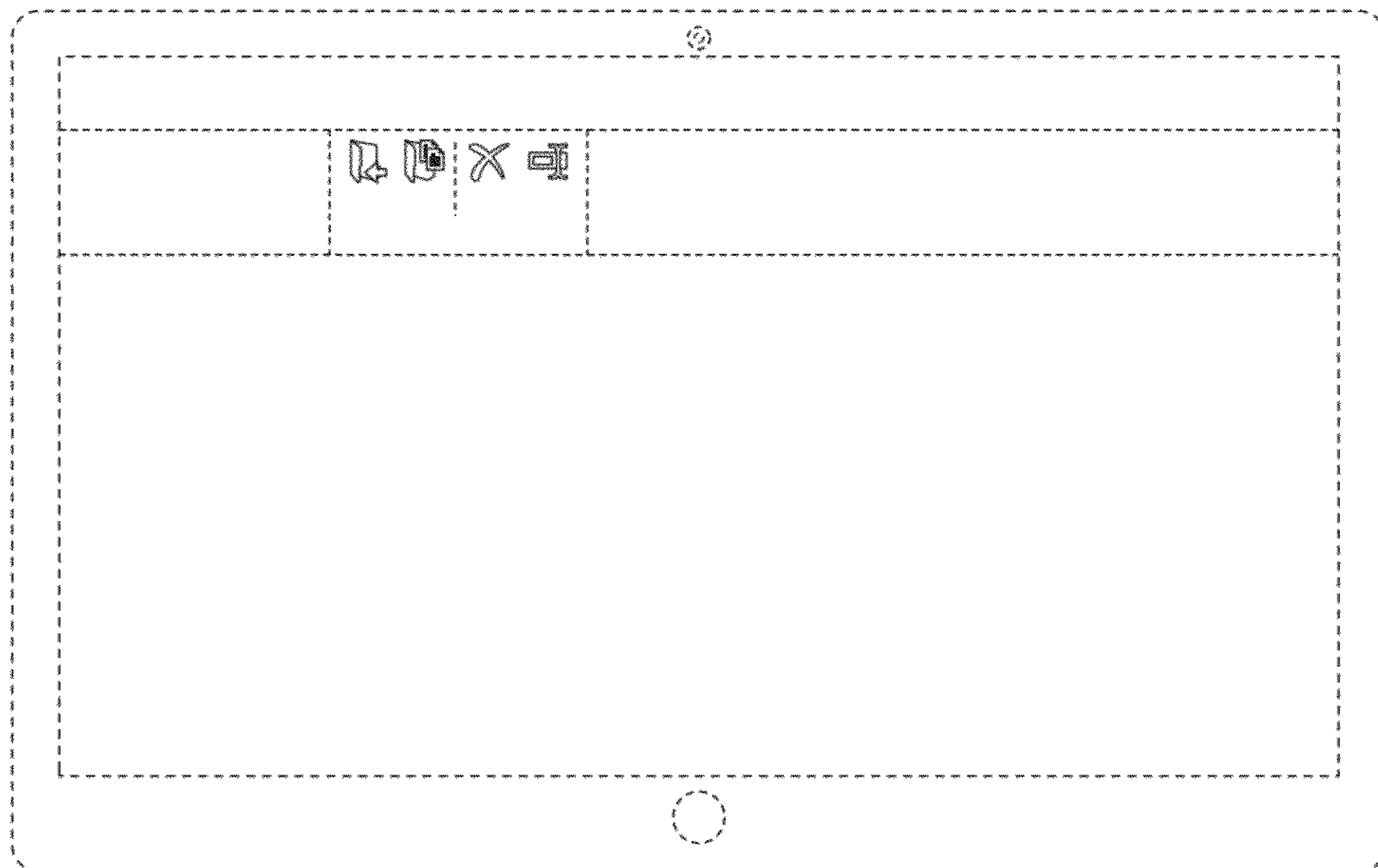
The ornamental design for a display screen with user interface, as shown and described.

DESCRIPTION

FIG. 1 is a front view of a display screen with user interface showing the new design; and, FIG. 2 is an enlarged front view thereof, the broken lines are partially shown for ease of illustration and form no part of the claimed design.

The broken line showing of the remainder of the user interface and of the display screen is for environmental purposes only and forms no part of the claimed design.

1 Claim, 2 Drawing Sheets



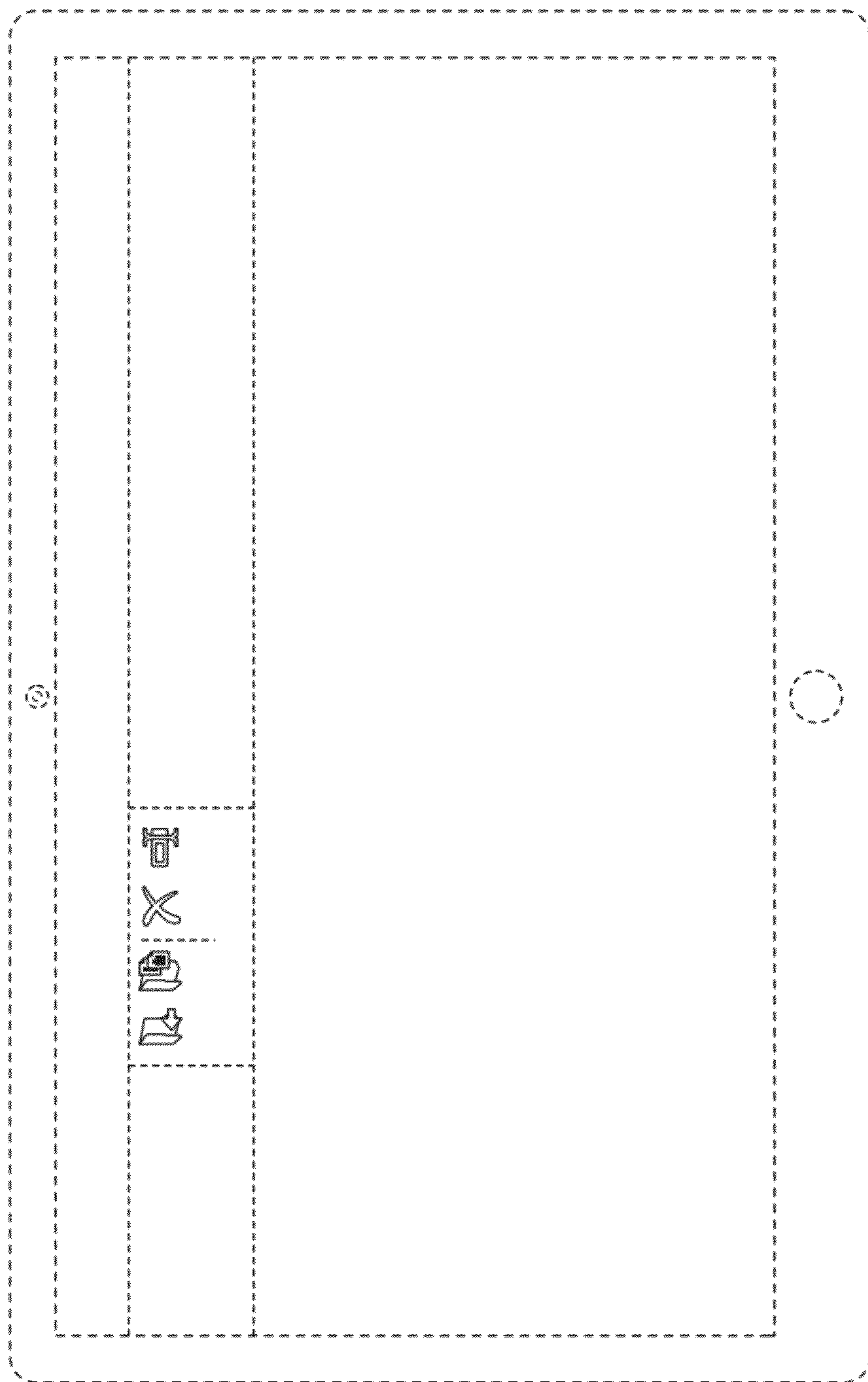


FIG. 1

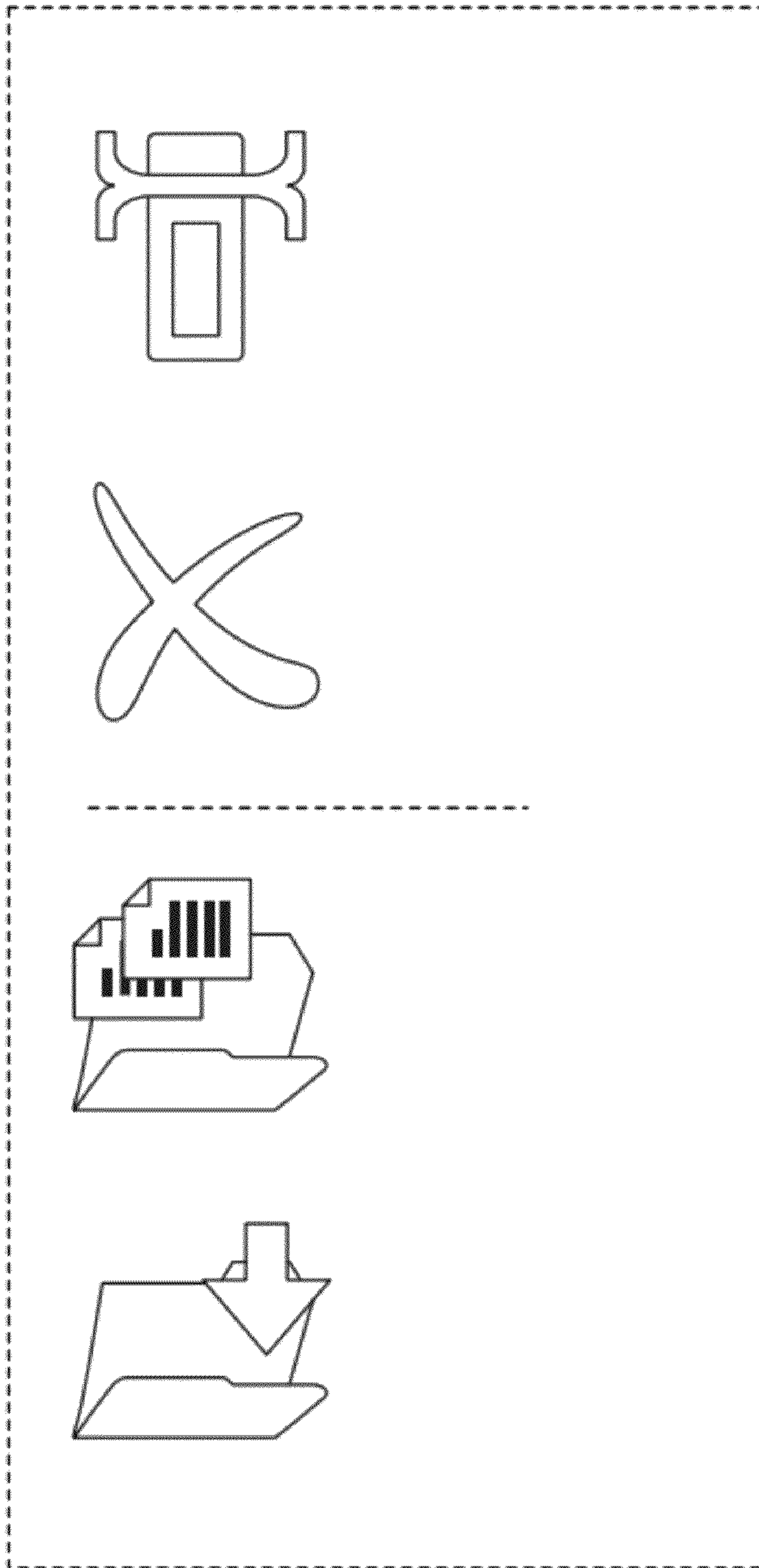


FIG. 2