



US00D671128S

(12) **United States Design Patent**  
**Frijlink**

(10) **Patent No.:** **US D671,128 S**

(45) **Date of Patent:** **\*\* Nov. 20, 2012**

(54) **DISPLAY SCREEN WITH GRAPHICAL USER INTERFACE**

(75) Inventor: **Naud Frijlink**, Seattle, WA (US)

(73) Assignee: **Microsoft Corporation**, Redmond, WA (US)

(\*\*) Term: **14 Years**

(21) Appl. No.: **29/384,420**

(22) Filed: **Jan. 31, 2011**

(51) **LOC (9) Cl.** ..... **14-04**

(52) **U.S. Cl.** ..... **D14/487**

(58) **Field of Classification Search** ..... D14/485–495;  
715/700–867

See application file for complete search history.

D598,028 S	8/2009	Motouji et al.	
D599,364 S	9/2009	Mays	
D600,248 S	9/2009	Scalisi et al.	
D606,086 S	12/2009	Agnetta et al.	
D606,088 S	12/2009	Yokouchi et al.	
D607,001 S	12/2009	Ording	
D607,005 S	12/2009	Ording et al.	
D607,466 S *	1/2010	Prater et al. ....	D14/486
D607,468 S *	1/2010	Ho .....	D14/486
D608,364 S	1/2010	Walsh et al.	
D611,055 S	3/2010	Jonasson et al.	
7,698,654 B2 *	4/2010	Fong et al. ....	715/810
D617,805 S	6/2010	Scalisi et al.	
D618,697 S	6/2010	Jones et al.	
D619,612 S	7/2010	Pueyo et al.	
7,810,043 B2 *	10/2010	Ostojic et al. ....	715/784
7,818,032 B2 *	10/2010	Irimajiri .....	455/566
D627,363 S	11/2010	Lew	
D627,365 S	11/2010	Brinda	
D627,790 S	11/2010	Chaudhri	
D628,582 S	12/2010	Kurozumi et al.	
D631,060 S	1/2011	Flik et al.	

(Continued)

(56) **References Cited**

U.S. PATENT DOCUMENTS

6,072,486 A *	6/2000	Sheldon et al. ....	715/835
6,252,590 B1 *	6/2001	Sawai et al. ....	345/667
6,292,188 B1 *	9/2001	Carlson et al. ....	715/854
D529,037 S	9/2006	Koch et al.	
D531,635 S	11/2006	Hoefnagels et al.	
7,190,351 B1 *	3/2007	Goren .....	345/173
D546,335 S	7/2007	Vong et al.	
D546,336 S	7/2007	Vong et al.	
D554,652 S	11/2007	Shen et al.	
D558,778 S	1/2008	Okaro et al.	
7,346,855 B2	3/2008	Hellyar et al.	
D573,600 S	7/2008	Kaminaga	
7,433,920 B2	10/2008	Blagsvedt et al.	
D582,936 S	12/2008	Scalisi et al.	
D582,938 S	12/2008	Chen et al.	
D589,528 S	3/2009	Koh	
D593,576 S *	6/2009	Ball et al. ....	D14/486
D593,578 S	6/2009	Ball et al.	
D594,018 S	6/2009	Ball et al.	
D594,020 S	6/2009	Ball et al.	
7,552,387 B2	6/2009	Shen et al.	

*Primary Examiner* — Deanna L Fluegeman

(74) *Attorney, Agent, or Firm* — Banner & Witcoff, Ltd.

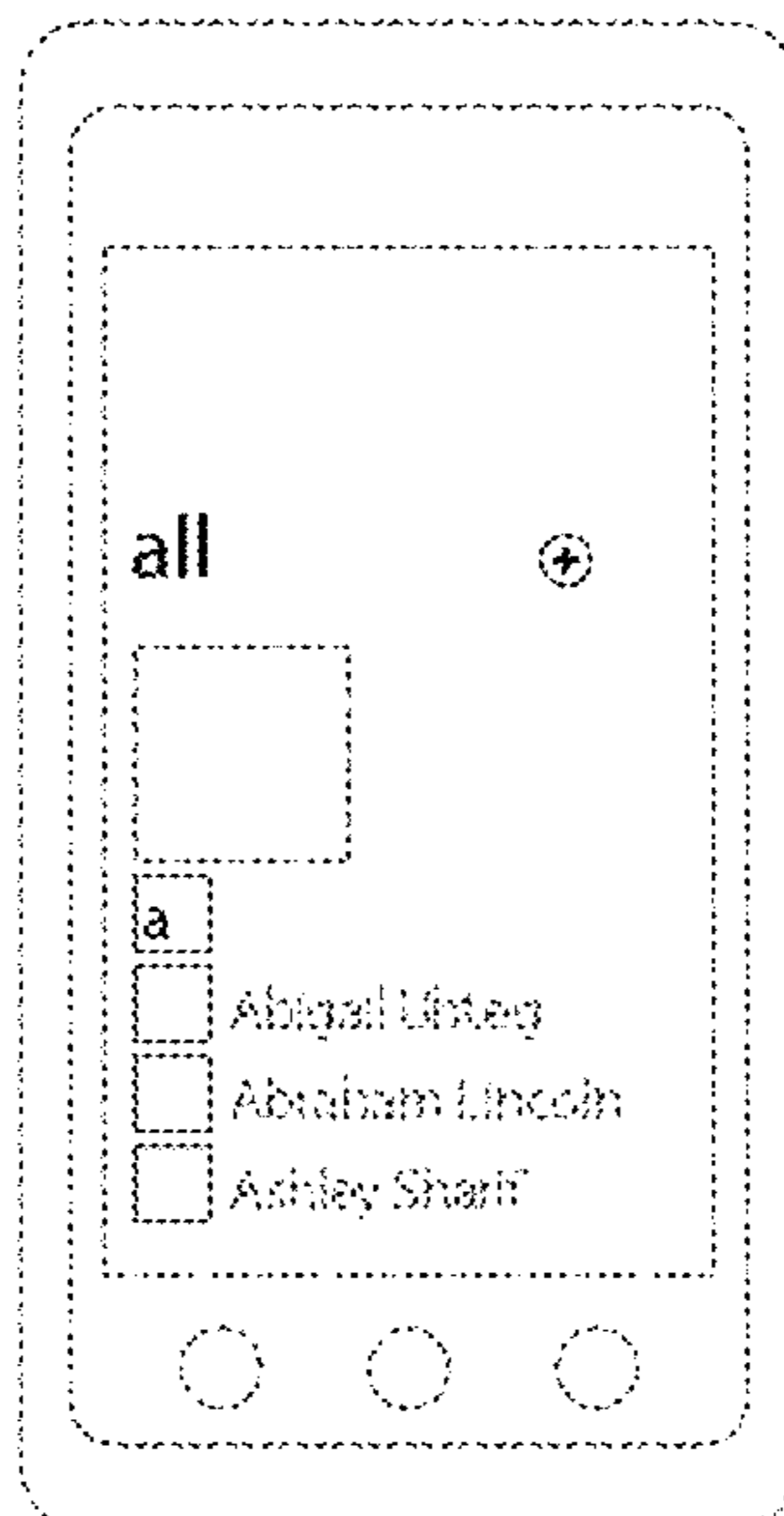
(57) **CLAIM**

The ornamental design for a display screen with graphical user interface, as shown and described.

**DESCRIPTION**

FIG. 1 is a front view of a display screen with graphical user interface showing my new design; and, FIG. 2 is a front view of the display screen with graphical user interface of FIG. 1 shown on a device. The broken line showing of the square, the selected alphabetical characters and the remainder of the display screen in FIGS. 1 and 2, and the remainder of the device having the display screen in FIG. 2, is for environmental purposes only and forms no part of the claimed design.

**1 Claim, 2 Drawing Sheets**



# US D671,128 S

Page 2

## U.S. PATENT DOCUMENTS

D631,890	S	2/2011	Vance et al.				
D633,921	S	3/2011	Brinda				
D636,780	S *	4/2011	Musleh .....	D14/486			
D637,198	S *	5/2011	Furuya et al. ....	D14/486			
D640,271	S *	6/2011	Frijlink .....	D14/487			
D640,272	S *	6/2011	Arnold et al. ....	D14/487			
D642,192	S *	7/2011	Arnold .....	D14/487			
8,006,190	B2 *	8/2011	Quoc et al. ....	715/753			
D662,510	S *	6/2012	Clement et al. ....	D14/490			
D664,975	S *	8/2012	Arnold .....	D14/487			
D664,986	S *	8/2012	Lee et al. ....	D14/488			
D664,990	S *	8/2012	Ray et al. ....	D14/490			
D665,398	S *	8/2012	Carpenter et al. ....	D14/486			
D665,399	S *	8/2012	Carpenter et al. ....	D14/486			
D665,400	S *	8/2012	Carpenter et al. ....	D14/486			
2002/0069415	A1	6/2002	Humbard et al.				
2006/0026647	A1	2/2006	Potrebic et al.				
2008/0215240	A1	9/2008	Howard et al.				
2009/0007018	A1 *	1/2009	Ikeda et al. ....	715/838			
2009/0083668	A1	3/2009	Aizawa et al.				
2009/0265628	A1	10/2009	Bamford et al.				
2010/0070926	A1 *	3/2010	Abanami et al. ....	715/835			
2010/0180222	A1	7/2010	Otsuka et al.				

\* cited by examiner

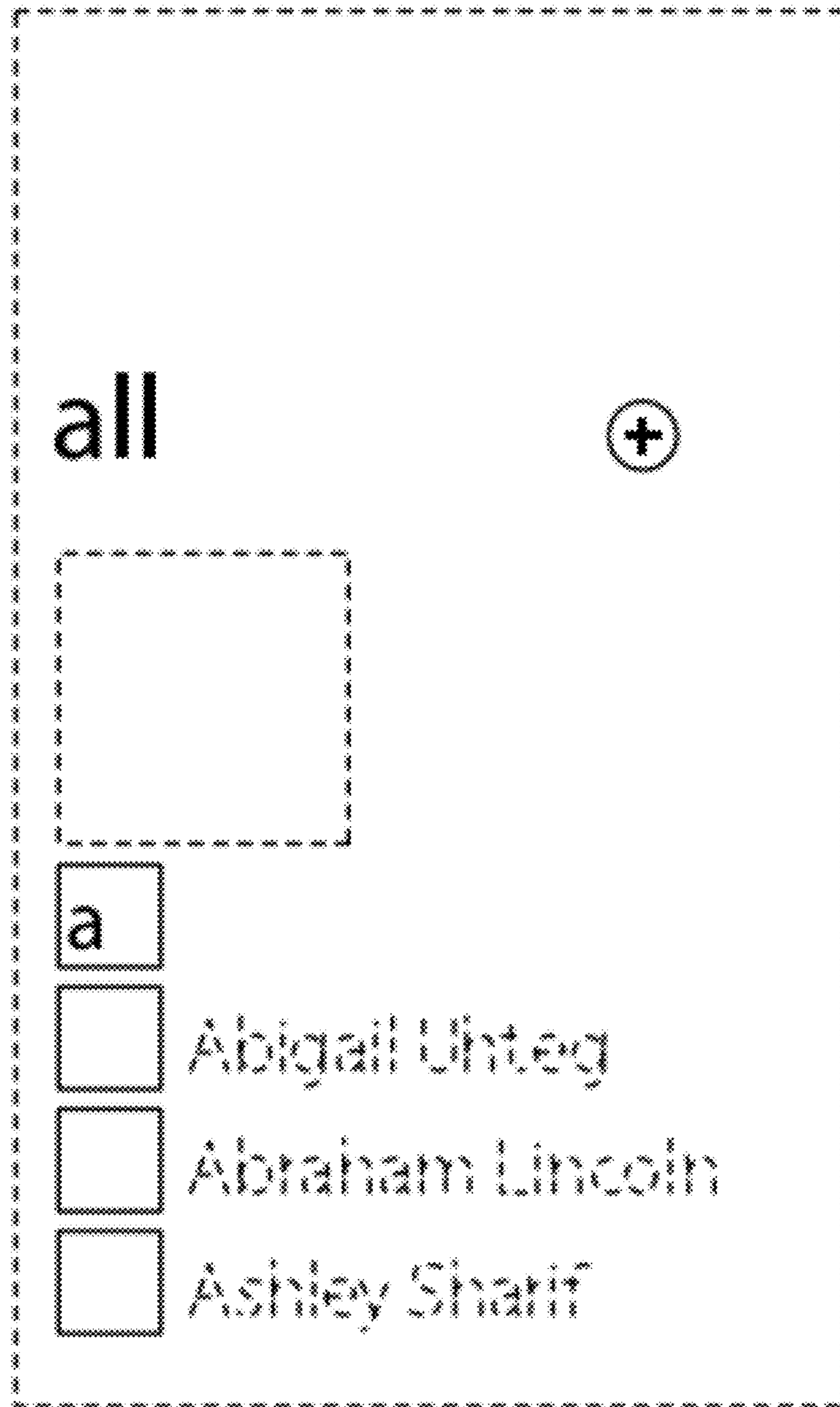


FIG. 1

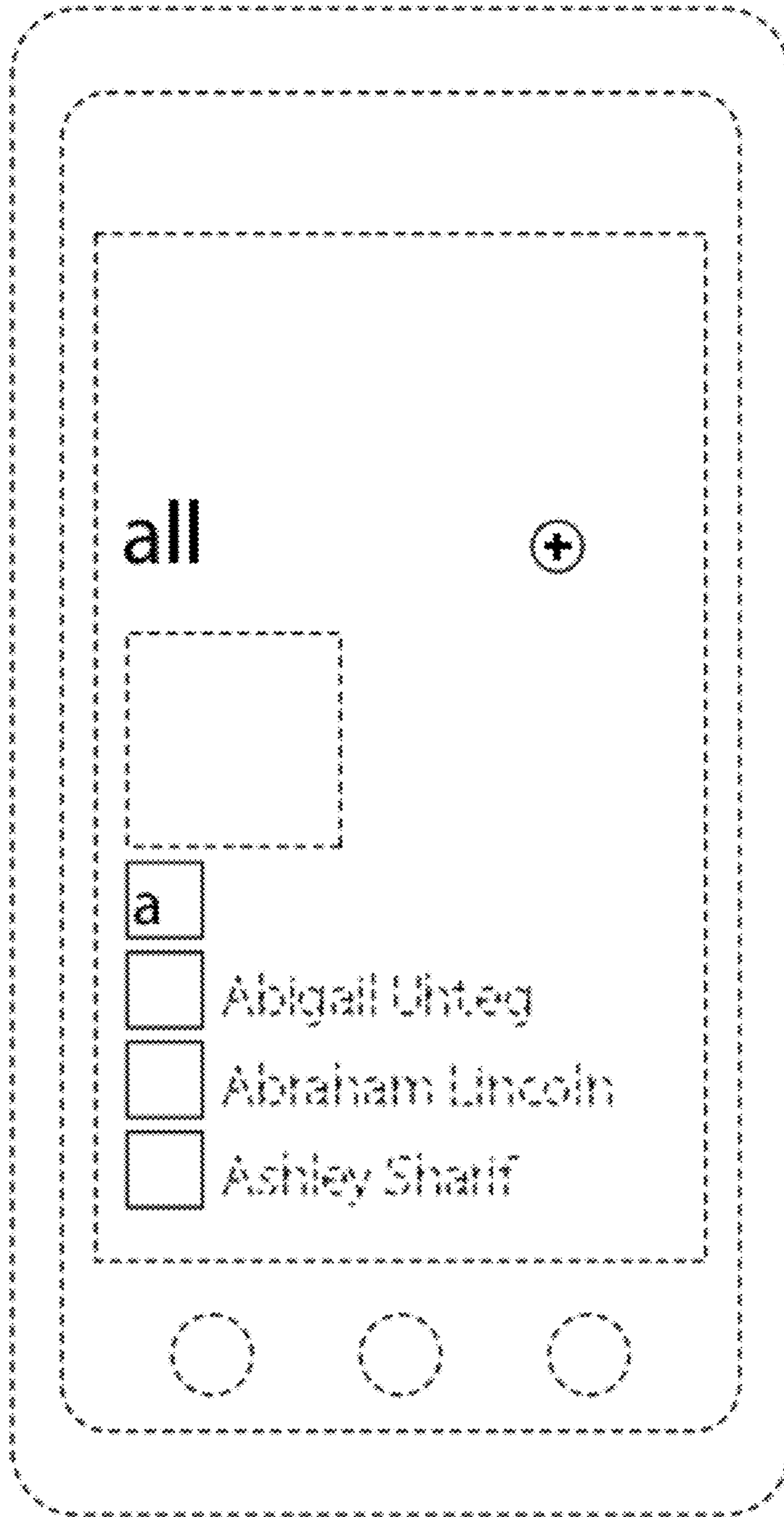


FIG. 2



UNITED STATES PATENT AND TRADEMARK OFFICE  
**CERTIFICATE OF CORRECTION**

PATENT NO. : D671,128 S  
APPLICATION NO. : 29/384420  
DATED : November 20, 2012  
INVENTOR(S) : Frijlink et al.

Page 1 of 4

It is certified that error appears in the above-identified patent and that said Letters Patent is hereby corrected as shown below:

The Title page, showing the illustrative figures, should be deleted and substitute therefor the attached Title page.

In the Drawings:

Delete figs. 1 and 2 and substitute therefor the drawing sheets, consisting of figs. 1 and 2 as shown on the attached pages.

Signed and Sealed this  
Thirteenth Day of August, 2013



Teresa Stanek Rea  
*Acting Director of the United States Patent and Trademark Office*

(12) **United States Design Patent**  
**Frijlink**

(10) **Patent No.:** **US D671,128 S**  
(45) **Date of Patent:** **\*\* Nov. 20, 2012**

(54) **DISPLAY SCREEN WITH GRAPHICAL USER INTERFACE**

(75) **Inventor:** **Naud Frijlink, Seattle, WA (US)**

(73) **Assignee:** **Microsoft Corporation, Redmond, WA (US)**

(\*\*) **Term:** **14 Years**

(21) **Appl. No.:** **29/384,420**

(22) **Filed:** **Jan. 31, 2011**

(51) **LOC (9) Cl.** ..... **14-04**

(52) **U.S. Cl.** ..... **D14/487**

(58) **Field of Classification Search** ..... **D14/485-495;**  
..... **715/700-867**

See application file for complete search history.

D598,028 S	8/2009	Motouji et al.	
D599,364 S	9/2009	Mays	
D600,248 S	9/2009	Scalisi et al.	
D606,086 S	12/2009	Agnetta et al.	
D606,088 S	12/2009	Yokouchi et al.	
D607,001 S	12/2009	Ording	
D607,005 S	12/2009	Ording et al.	
D607,466 S *	1/2010	Prater et al.	D14/486
D607,468 S *	1/2010	Ho	D14/486
D608,364 S	1/2010	Walsh et al.	
D611,053 S	3/2010	Jonasson et al.	
7,698,654 B2 *	4/2010	Fong et al.	715/810
D617,805 S	6/2010	Scalisi et al.	
D618,697 S	6/2010	Jones et al.	
D619,612 S	7/2010	Pueyo et al.	
7,810,043 B2 *	10/2010	Ostojic et al.	715/784
7,818,032 B2 *	10/2010	Irimajiri	455/566
D627,363 S	11/2010	Lew	
D627,365 S	11/2010	Brinda	
D627,790 S	11/2010	Chaudhri	
D628,582 S	12/2010	Kurozumi et al.	
D631,060 S	1/2011	Flík et al.	

(Continued)

(56) **References Cited**

**U.S. PATENT DOCUMENTS**

6,072,486 A *	6/2000	Sheldon et al.	715/835
6,252,590 B1 *	6/2001	Sawai et al.	345/667
6,292,188 B1 *	9/2001	Carlson et al.	715/854
D529,037 S	9/2006	Koch et al.	
D531,635 S	11/2006	Hoefnagels et al.	
7,190,351 B1 *	3/2007	Goren	345/173
D546,335 S	7/2007	Vong et al.	
D546,336 S	7/2007	Vong et al.	
D554,652 S	11/2007	Shen et al.	
D558,778 S	1/2008	Okaro et al.	
7,346,855 B2	3/2008	Hellyar et al.	
D573,600 S	7/2008	Kaminaga	
7,433,920 B2	10/2008	Blagsvedt et al.	
D582,936 S	12/2008	Scalisi et al.	
D582,938 S	12/2008	Chen et al.	
D589,528 S	3/2009	Koh	
D593,576 S *	6/2009	Ball et al.	D14/486
D593,578 S	6/2009	Ball et al.	
D594,018 S	6/2009	Ball et al.	
D594,020 S	6/2009	Ball et al.	
7,552,387 B2	6/2009	Shen et al.	

*Primary Examiner* — Deanna L Fluegeman

(74) *Attorney, Agent, or Firm* — Banner & Witcoff, Ltd.

(57) **CLAIM**

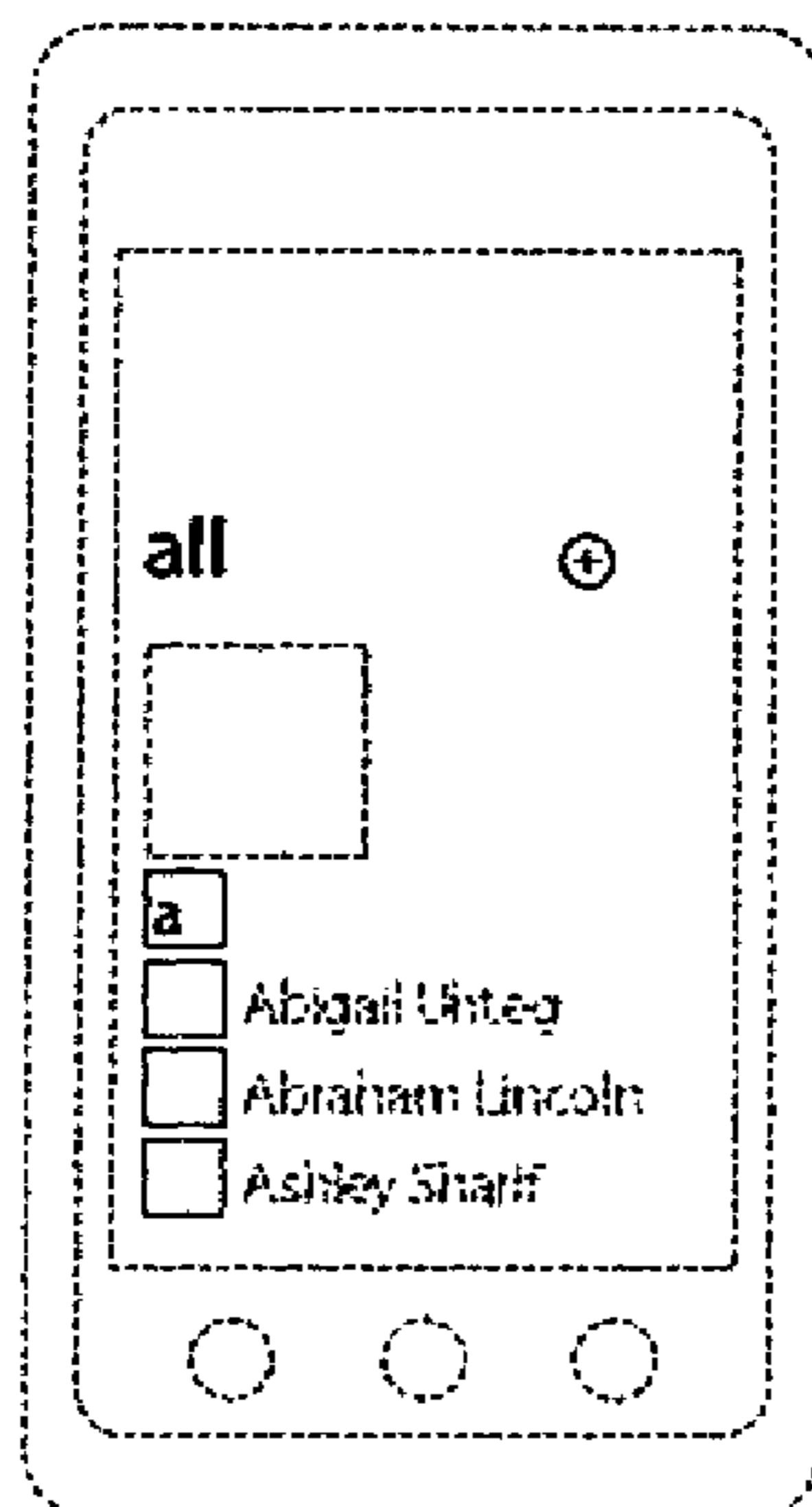
The ornamental design for a display screen with graphical user interface, as shown and described.

**DESCRIPTION**

FIG. 1 is a front view of a display screen with graphical user interface showing my new design; and, FIG. 2 is a front view of the display screen with graphical user interface of FIG. 1 shown on a device.

The broken line showing of the square, the selected alphabetical characters and the remainder of the display screen in FIGS. 1 and 2, and the remainder of the device having the display screen in FIG. 2, is for environmental purposes only and forms no part of the claimed design.

**1 Claim, 2 Drawing Sheets**



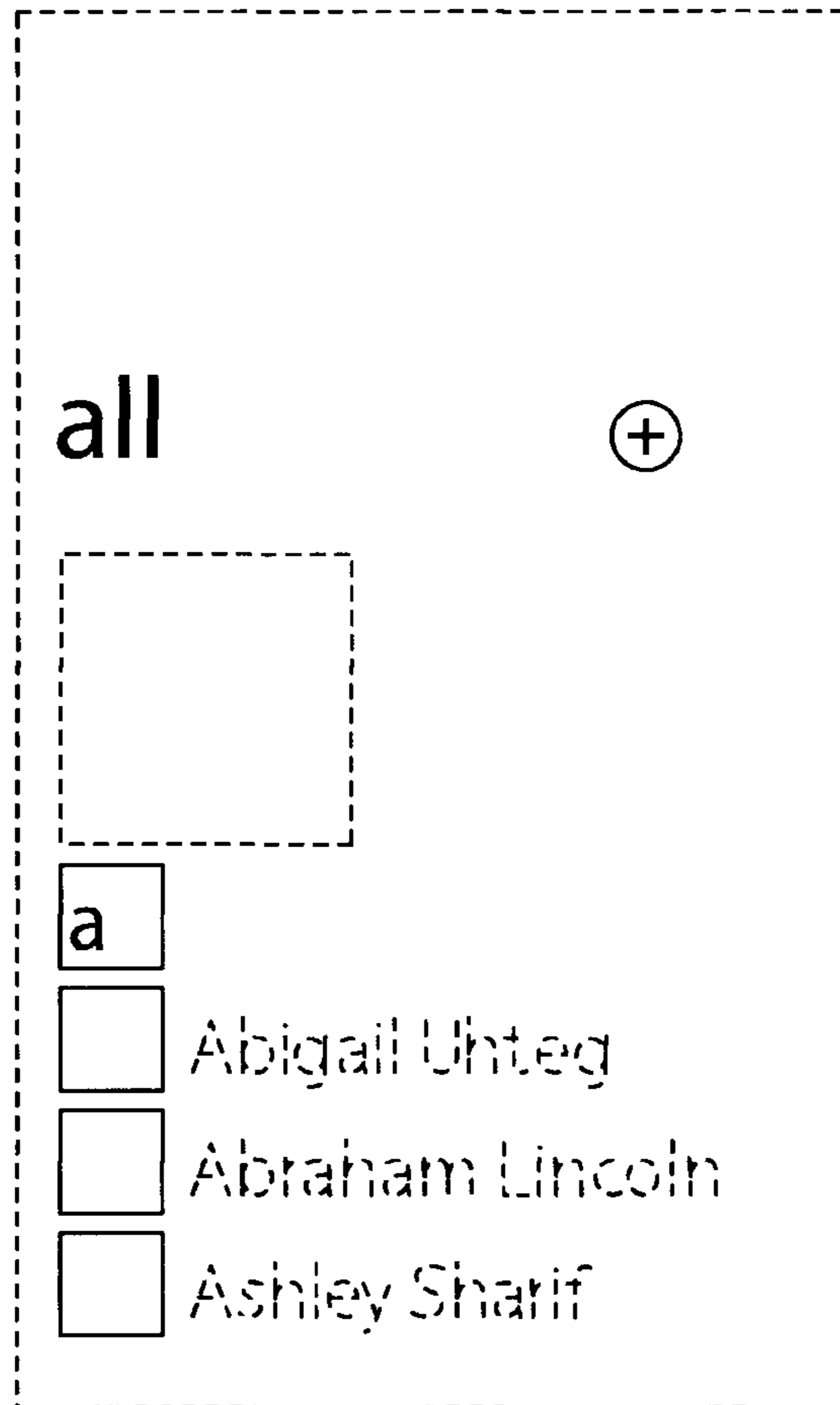


FIG. 1

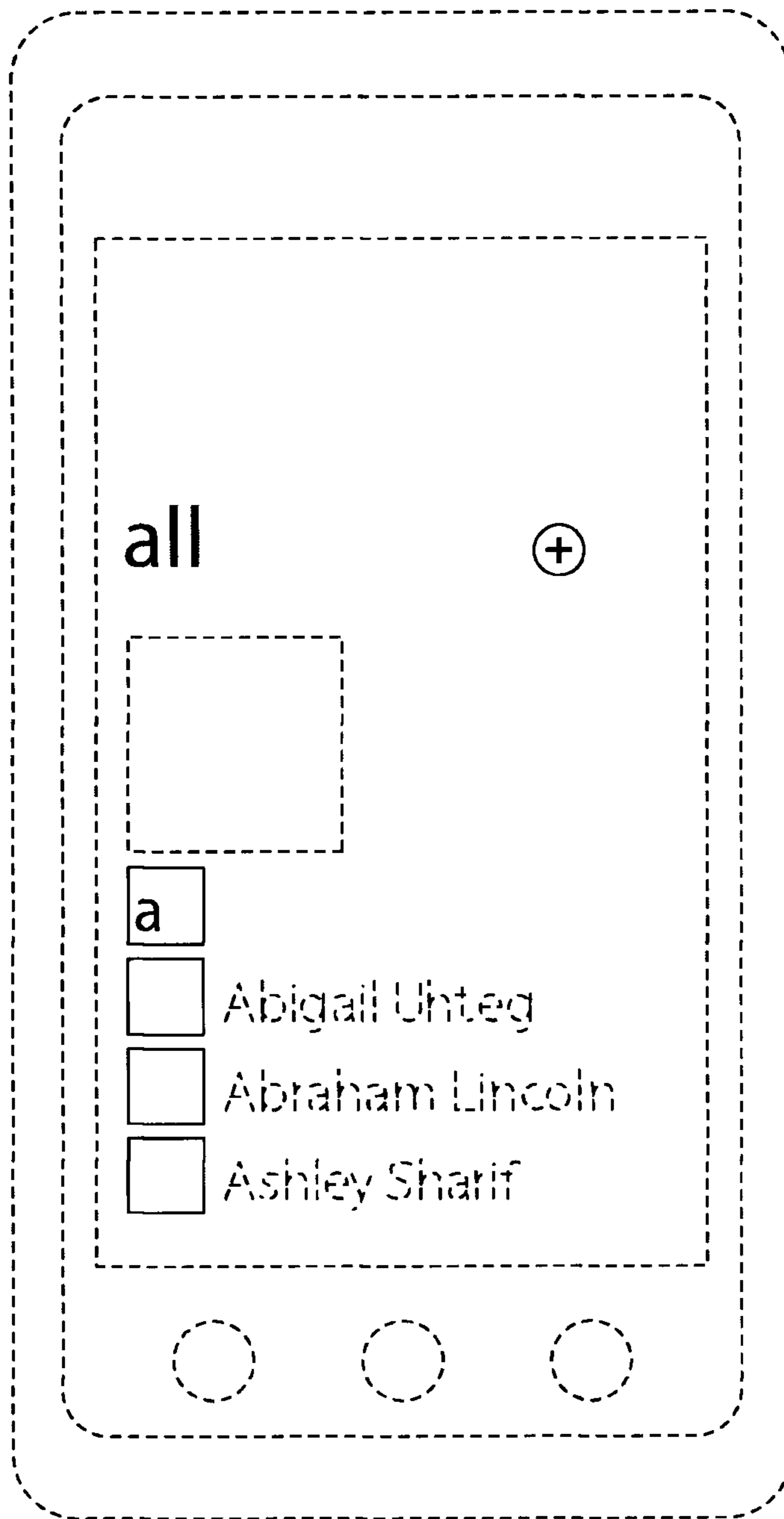


FIG. 2