



US00D671119S

(12) **United States Design Patent**
Nokuo

(10) **Patent No.:** **US D671,119 S**
(45) **Date of Patent:** **** Nov. 20, 2012**

(54) **KEYBOARD**

(75) Inventor: **Taichi Nokuo**, Tokyo (JP)

(73) Assignee: **Sony Computer Entertainment Inc.**,
Tokyo (JP)

(**) Term: **14 Years**

(21) Appl. No.: **29/371,839**

(22) Filed: **Oct. 21, 2011**

(30) **Foreign Application Priority Data**

May 2, 2011 (JP) D2011-010140

(51) **LOC (9) Cl.** **14-02**

(52) **U.S. Cl.** **D14/392**

(58) **Field of Classification Search** D14/391-399,
D14/385, 455; D18/1, 2, 7, 11; 178/17 A,
178/17 C; 200/5 A, 5 R, 6 A, 6 R; 235/145 A,
235/145 R; 345/160, 168, 169; 341/20,
341/22, 23; 400/484-489, 492, 472; 361/679.08,
361/679.09

See application file for complete search history.

(56) **References Cited**

U.S. PATENT DOCUMENTS

5,689,253 A * 11/1997 Hargreaves et al. 341/22
D438,868 S 3/2001 Oba
D439,902 S 4/2001 Oba
D449,613 S 10/2001 Matsuoka
D515,576 S 2/2006 Shimizu
7,254,012 B2 * 8/2007 Chou 361/679.09
D553,132 S * 10/2007 Stanton et al. D14/391
D569,376 S 5/2008 Shimizu
D628,998 S * 12/2010 Wu et al. D14/391

FOREIGN PATENT DOCUMENTS

JP D1399831 S 10/2010
RU 65355 1/2008
WO WO-DM/46773 5/1999

OTHER PUBLICATIONS

Decision to Grant in Taiwanese Patent Application No. 100305847
mailed on Apr. 17, 2012.

Office Action issued in corresponding Russian Patent Application
No. 2011503328, dated May 16, 2012.

* cited by examiner

Primary Examiner — Freda S Nunn

(74) *Attorney, Agent, or Firm* — Rader, Fishman & Grauer
PLLC

(57) **CLAIM**

The ornamental design for a keyboard, as shown and
described.

DESCRIPTION

FIG. 1 is a front, bottom, right perspective view of a keyboard
showing my new design;

FIG. 2 is a rear, bottom, left perspective view thereof;

FIG. 3 is a front elevational view thereof;

FIG. 4 is a rear elevational view thereof;

FIG. 5 is a left side elevational view thereof;

FIG. 6 is a right side elevational view thereof;

FIG. 7 is a top plan view thereof; and,

FIG. 8 is a bottom plan view thereof.

The portions that are shown as broken lines are for illustrative
purposes only and form no part of the claimed design. The
dot-dash broken lines define the boundaries of, but are not
included in, the claimed design.

1 Claim, 6 Drawing Sheets

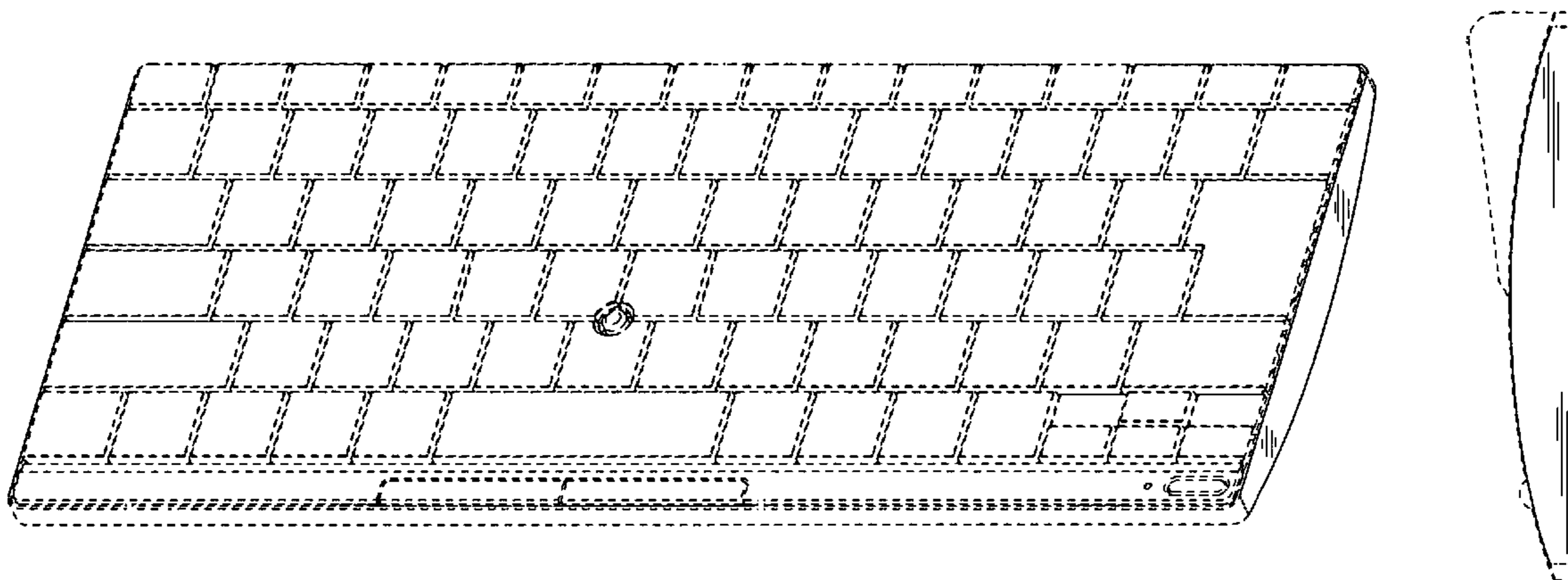


FIG.1

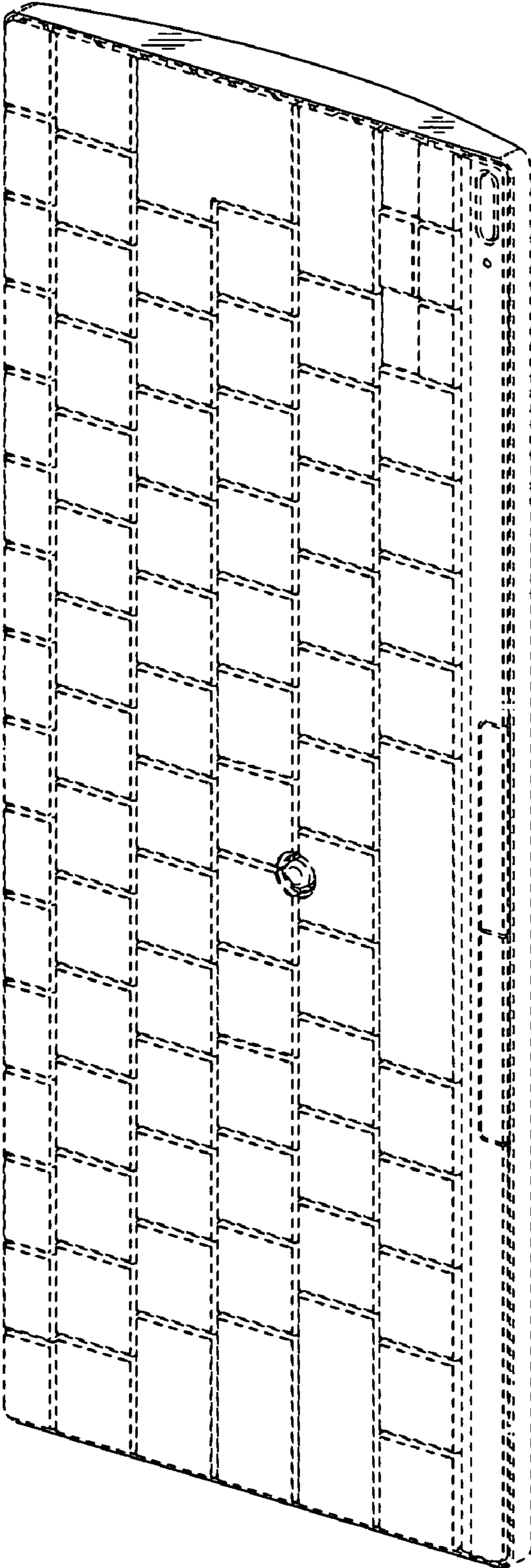


FIG.2

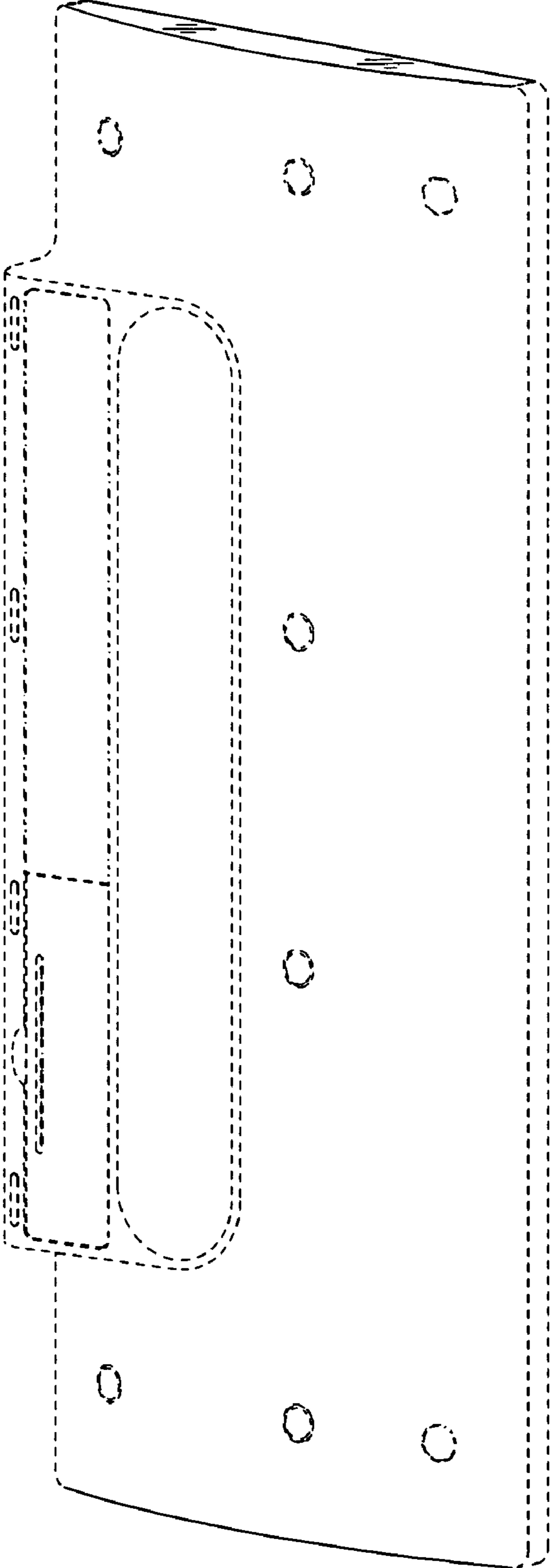


FIG.3

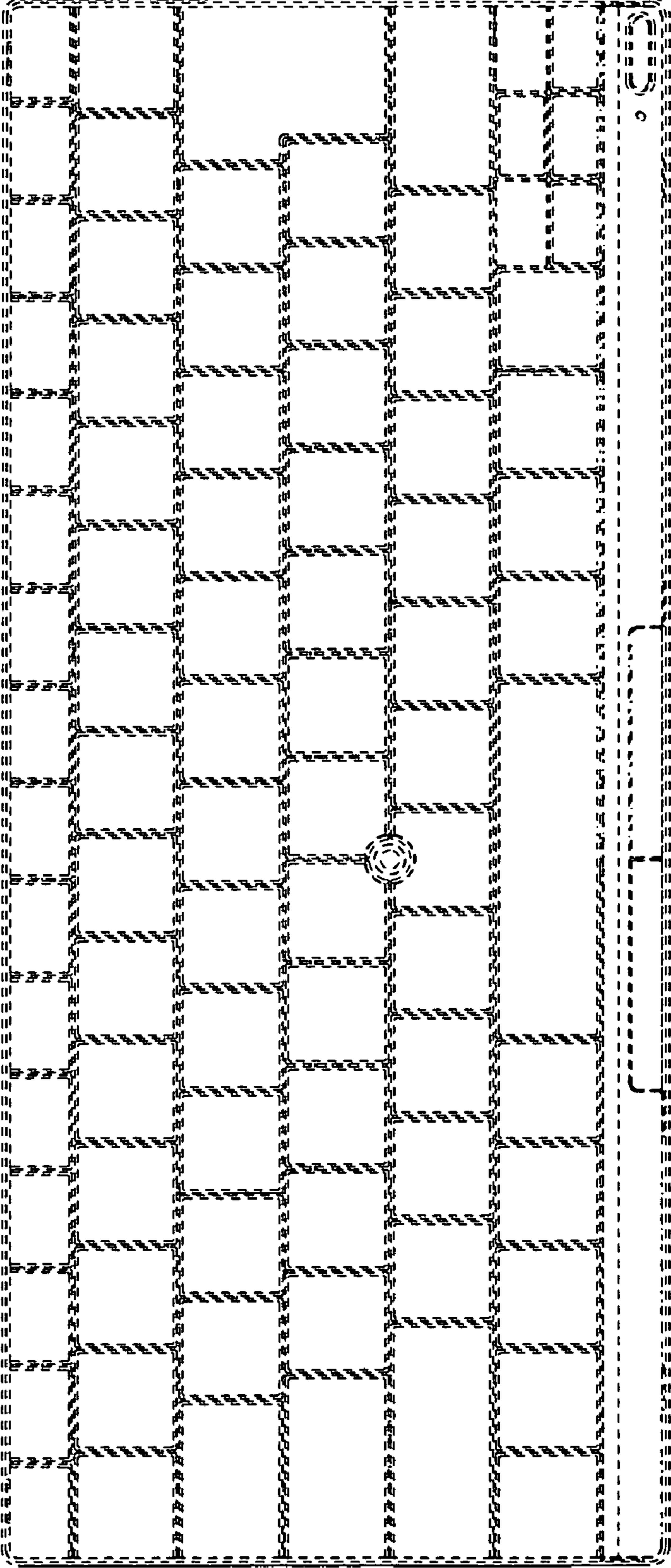


FIG.4

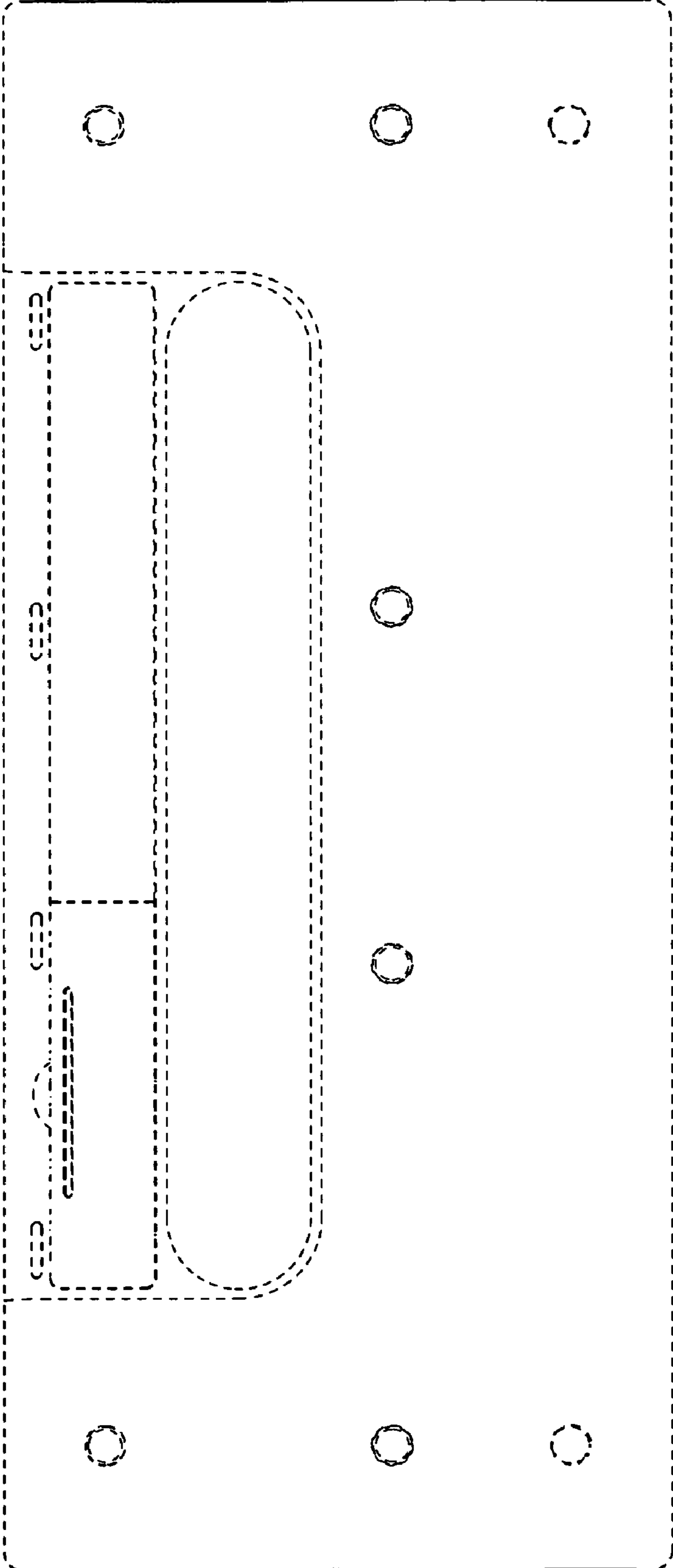


FIG.5




FIG.6




FIG.7




FIG.8

