



US00D671117S

(12) **United States Design Patent**
Harper et al.

(10) **Patent No.:** **US D671,117 S**

(45) **Date of Patent:** **** Nov. 20, 2012**

(54) **DISPLAY**

(75) Inventors: **Pierre Harper**, Santa Cruz, CA (US);
Kai Halsinger, Portland, OR (US);
Thomas Crisp, Walnut Creek, CA (US);
Tze Ming Lee, Singapore (SG); **David**
Sayler, Portland, OR (US); **Christian**
Freissler, Portland, OR (US); **François**
Montay, Zurich (CH); **Isaac**
Marchionna, Portland, OR (US)

(73) Assignee: **Wacom Co., Ltd.**, Kazo-shi (JP)

(**) Term: **14 Years**

(21) Appl. No.: **29/407,361**

(22) Filed: **Nov. 28, 2011**

(30) **Foreign Application Priority Data**

May 27, 2011 (JP) 2011-011886

(51) **LOC (9) Cl.** **14-02**

(52) **U.S. Cl.** **D14/371**

(58) **Field of Classification Search** D14/341,
D14/371-375, 125-129, 336, 337; 341/12;
345/104, 156, 168, 173; 348/180, 184, 325,
348/739; 349/1, 2, 11, 62;
361/679.06, 679.21-679.22, 679.26-679.27;
D6/300, 308

See application file for complete search history.

(56) **References Cited**

U.S. PATENT DOCUMENTS

D451,505 S * 12/2001 Iseki et al. D14/341
D466,501 S 12/2002 Hirota
6,914,773 B2 * 7/2005 Yang et al. 361/679.02
D533,149 S * 12/2006 Inoue D14/126
D564,990 S * 3/2008 Ueno D14/126
D599,792 S * 9/2009 Lin D14/331

D600,695 S * 9/2009 Niitsu et al. D14/371
D613,951 S * 4/2010 Tang et al. D6/308
D635,189 S * 3/2011 Bolt et al. D19/52
D635,976 S * 4/2011 Lee et al. D14/374
D642,174 S 7/2011 Hirota
D649,190 S * 11/2011 Goodall D19/52
2003/0058372 A1 * 3/2003 Williams et al. 348/836

FOREIGN PATENT DOCUMENTS

JP D1267825 S 4/2006
JP D1278341 S 8/2006
JP D1278507 S 8/2006
JP 2009-069554 A 4/2009

OTHER PUBLICATIONS

Cintiq 12WX, Display, product information, © 2012 Wacom Co.,
Ltd., 2 pages.
DTU-1631, Interactive Pen Display, product information, © 2010
Wacom Co., Ltd., 4 pages.
DTU-2231, Interactive Display, product information, © 2010
Wacom Co., Ltd., 4 pages.

* cited by examiner

Primary Examiner — Freda S Nunn

(74) *Attorney, Agent, or Firm* — Christensen O'Connor
Johnson Kindness PLLC


(57) **CLAIM**

The ornamental design for a display, as shown and described.

DESCRIPTION

FIG. 1 is a front elevation view of a display showing our new
design;
FIG. 2 is a rear elevation view thereof;
FIG. 3 is a left side elevation view thereof, wherein the right
side elevation view is a minor image of FIG. 3;
FIG. 4 is a top plan view thereof;
FIG. 5 is a bottom plan view thereof; and,
FIG. 6 is a front right isometric view thereof.

1 Claim, 3 Drawing Sheets



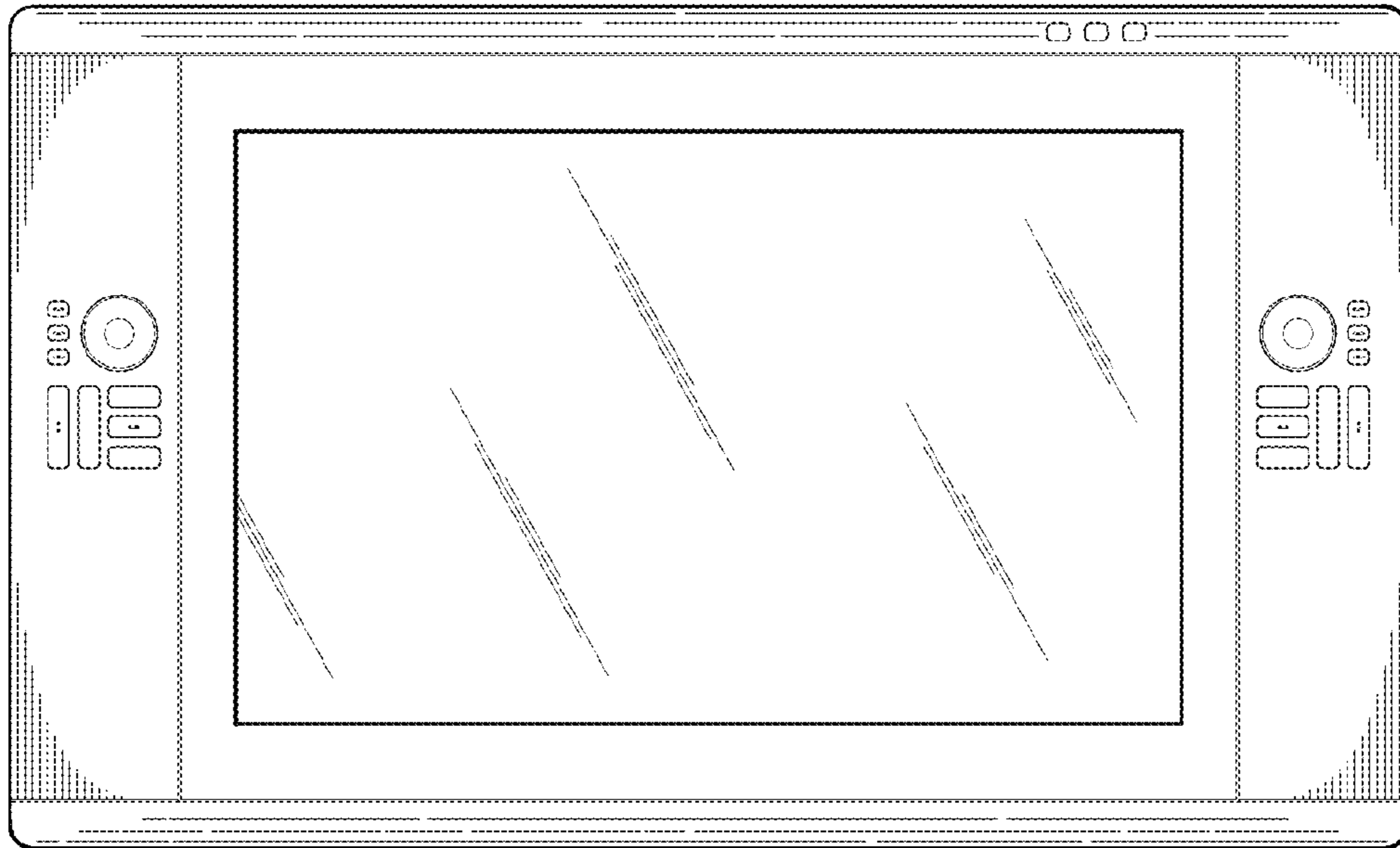


Fig. 1.




Fig. 2.

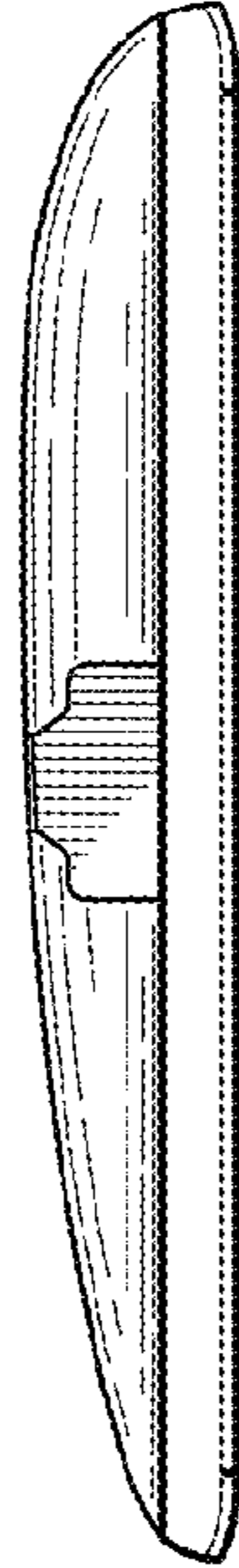


Fig. 3.




Fig. 4.




Fig. 5.




Fig. 6.

UNITED STATES PATENT AND TRADEMARK OFFICE
CERTIFICATE OF CORRECTION

PATENT NO. : D671,117 S
APPLICATION NO. : 29/407361
DATED : November 20, 2012
INVENTOR(S) : P. Harper et al.

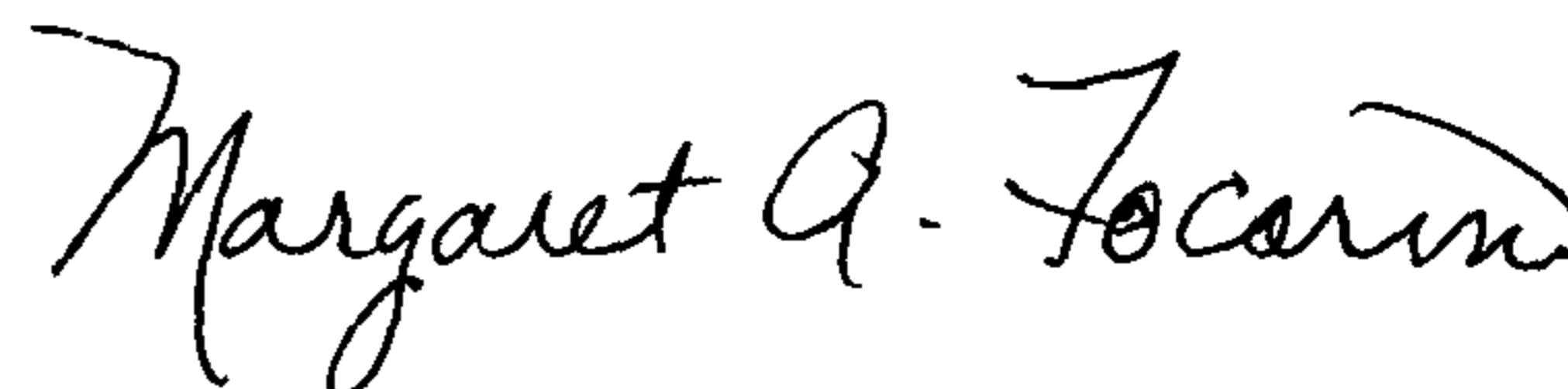
Page 1 of 1

It is certified that error appears in the above-identified patent and that said Letters Patent is hereby corrected as shown below:

On the title page item:

(57)	Description	“a minor image” should read
Pg. 1, col. 2	Line 5	--a mirror image--

Signed and Sealed this
Third Day of December, 2013



Margaret A. Focarino
Commissioner for Patents of the United States Patent and Trademark Office