



US00D671093S

(12) **United States Design Patent**
Hauser et al.

(10) **Patent No.:** **US D671,093 S**

(45) **Date of Patent:** **** Nov. 20, 2012**

(54) **WIRELESS RELAY HUB**

(75) Inventors: **Peter Edmund Heinrich Hauser**,
Kirkland, WA (US); **Henry Penix**, Tulsa,
OK (US); **Zachry Penix**, Tulsa, OK
(US); **Ryan J. Schwarz**, Owasso, OK
(US); **Ryan Moore**, Seattle, WA (US)

(73) Assignee: **Zomm LLC**, Tulsa, OK (US)

(**) Term: **14 Years**

(21) Appl. No.: **29/410,474**

(22) Filed: **Jan. 9, 2012**

(51) **LOC (9) Cl.** **14-03**

(52) **U.S. Cl.** **D14/155**

(58) **Field of Classification Search** D14/167,
D14/154, 168, 188, 496, 156, 160, 161, 162,
D14/163, 164, 165, 158, 341, 346, 342, 345,
D14/155, 218, 225; D16/208; D26/38; 455/351,
455/350, 575.1, 556.1; D10/104, 106, 65,
D10/57

See application file for complete search history.

(56) **References Cited**

U.S. PATENT DOCUMENTS

D413,827 S * 9/1999 Fenner D10/104.1
D463,393 S * 9/2002 Kataoka D14/167
D518,469 S * 4/2006 Barad D14/155

D550,708 S * 9/2007 Kim D14/496
D551,254 S * 9/2007 Shin D14/496
D558,226 S * 12/2007 Honda D14/496
D599,323 S * 9/2009 Petersen D14/191
D612,338 S * 3/2010 Wieberdink et al. D13/168
D619,558 S * 7/2010 Seil et al. D14/155
D627,069 S * 11/2010 Mehlsen et al. D24/174
D631,483 S * 1/2011 Nelson D14/484.1
D646,259 S * 10/2011 Daniel D14/155

* cited by examiner

Primary Examiner — Austin Murphy

(74) *Attorney, Agent, or Firm* — Holland & Knight LLP;
Brian J. Colandreo, Esq.; Elizabeth R. Burkhard, Esq.

(57) **CLAIM**

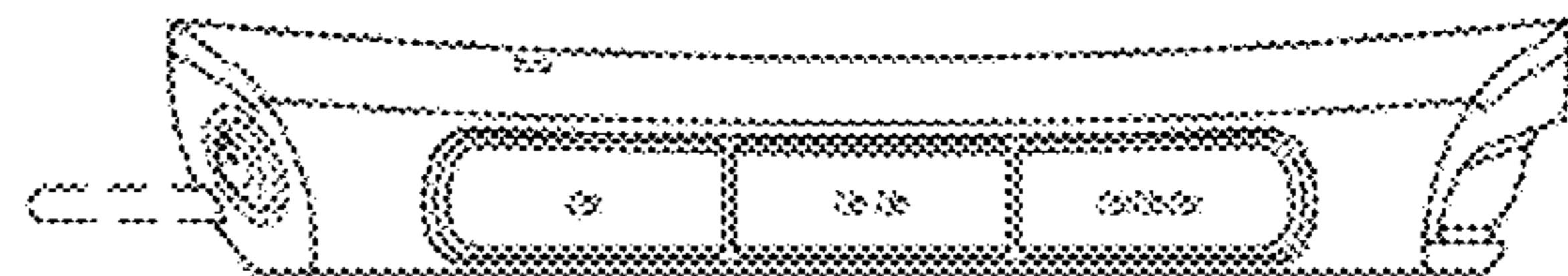
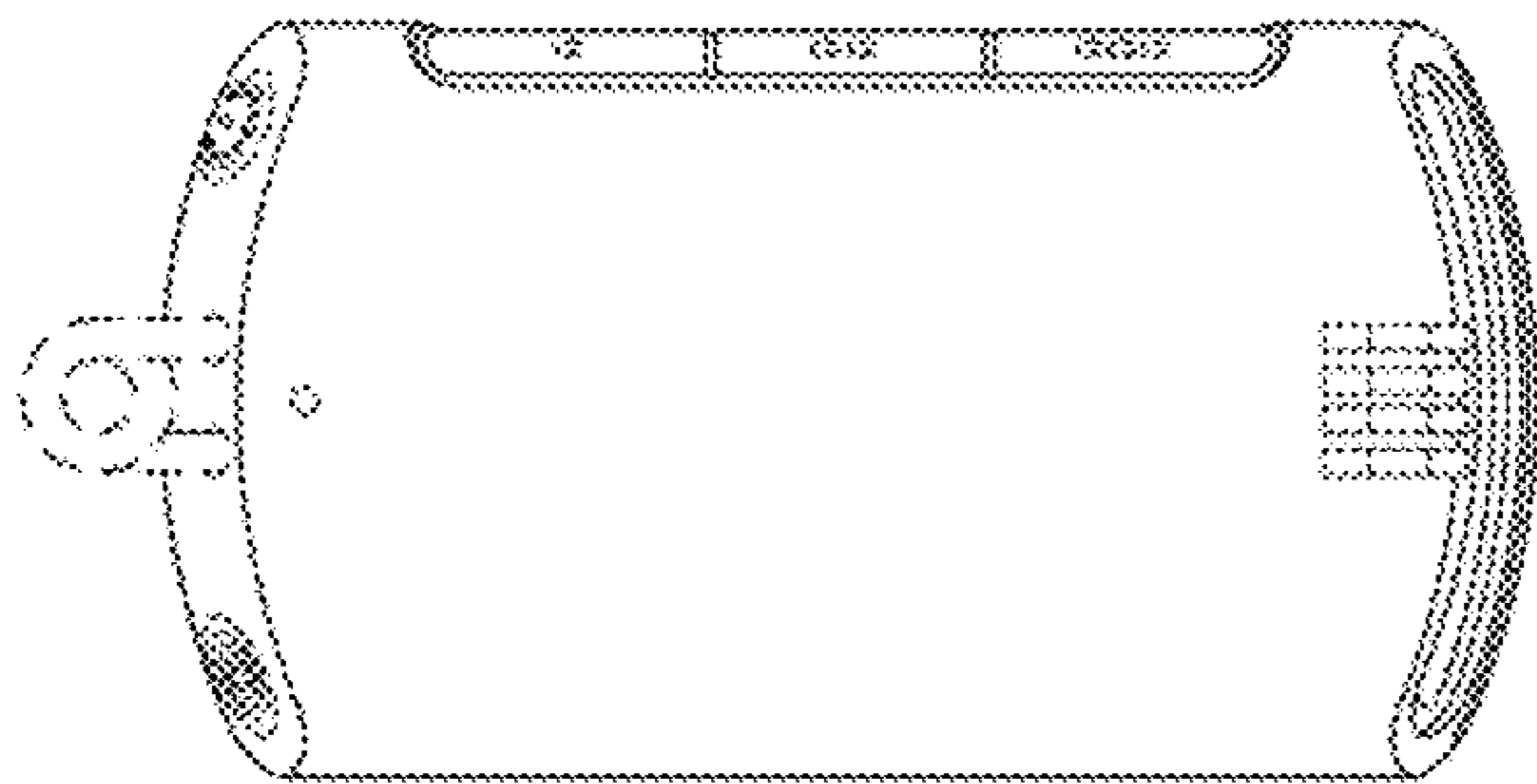
The ornamental design for a wireless relay hub, as shown and described.

DESCRIPTION

FIG. 1 is a front, top perspective view of a wireless relay hub;
FIG. 2 is a front, bottom perspective view thereof;
FIG. 3 is a rear plan view thereof;
FIG. 4 is a front plan view thereof;
FIG. 5 is a right side elevational view thereof;
FIG. 6 is a left side elevational view thereof;
FIG. 7 is a bottom plan view thereof; and,
FIG. 8 is a top plan view thereof.

The broken line showing of ports, buttons, an attachment mechanism and electrical charger contacts is for the purpose of illustrating environmental structure and forms no part of the claimed design.

1 Claim, 6 Drawing Sheets



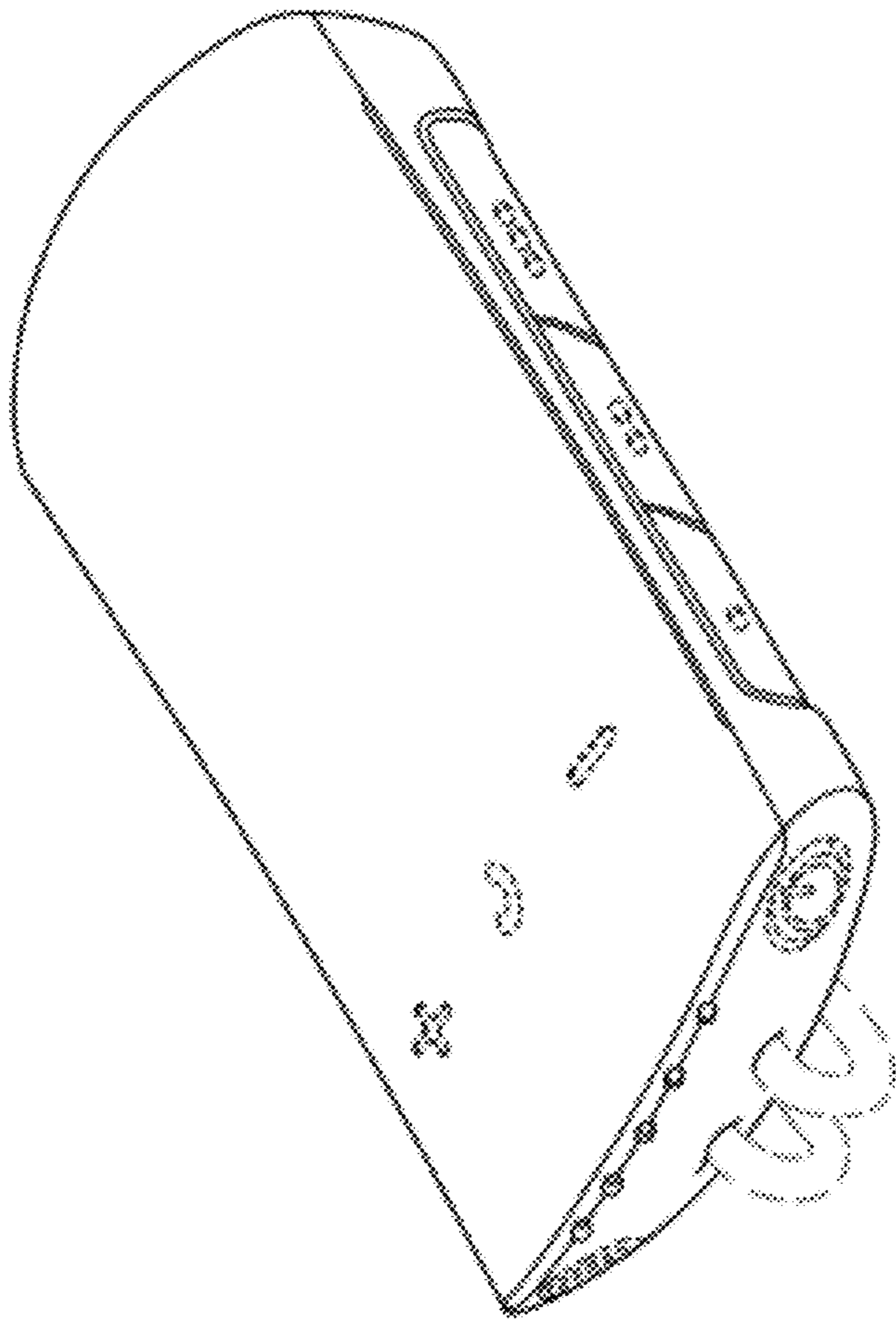


FIG. 1

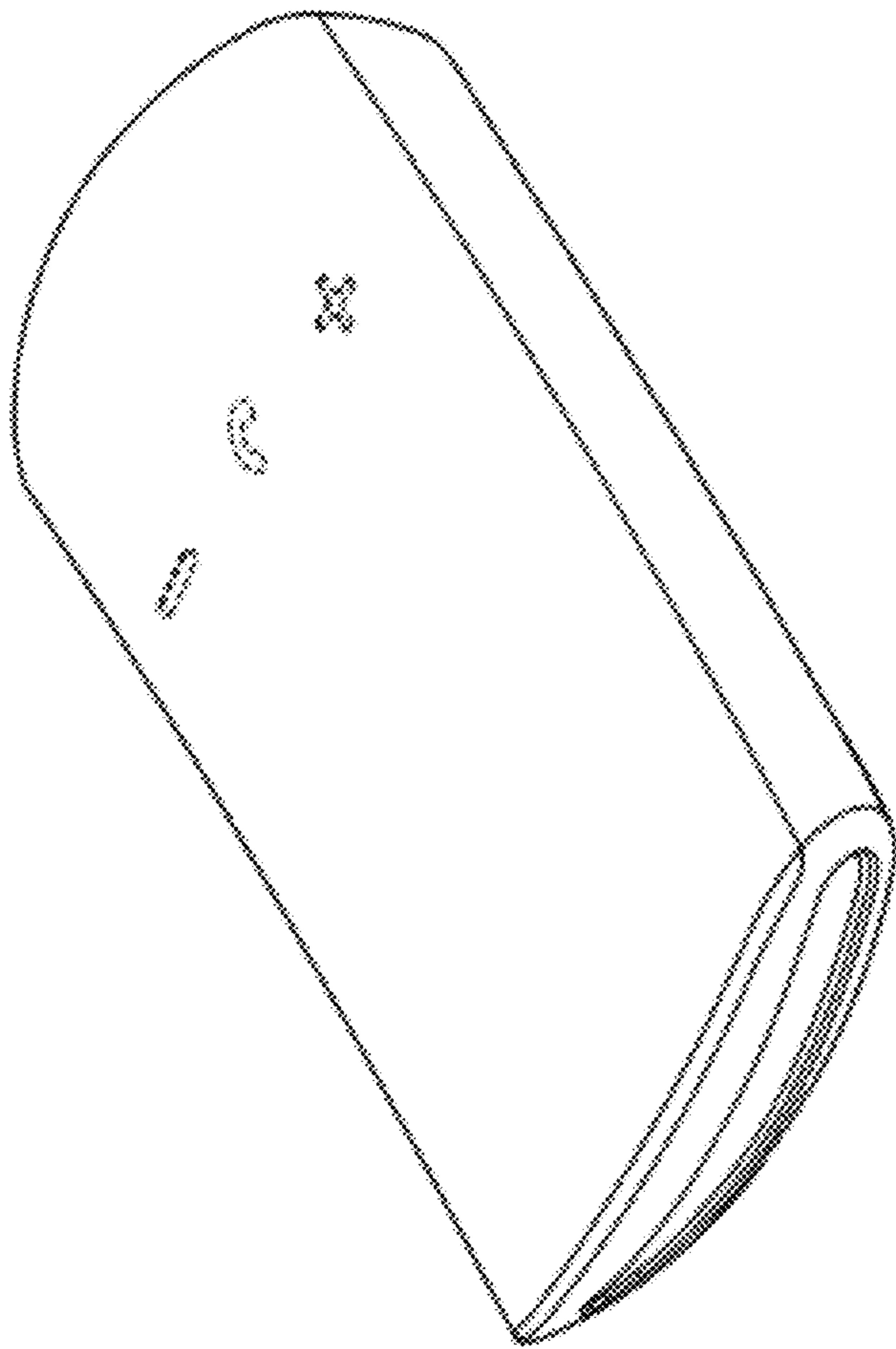


FIG. 2

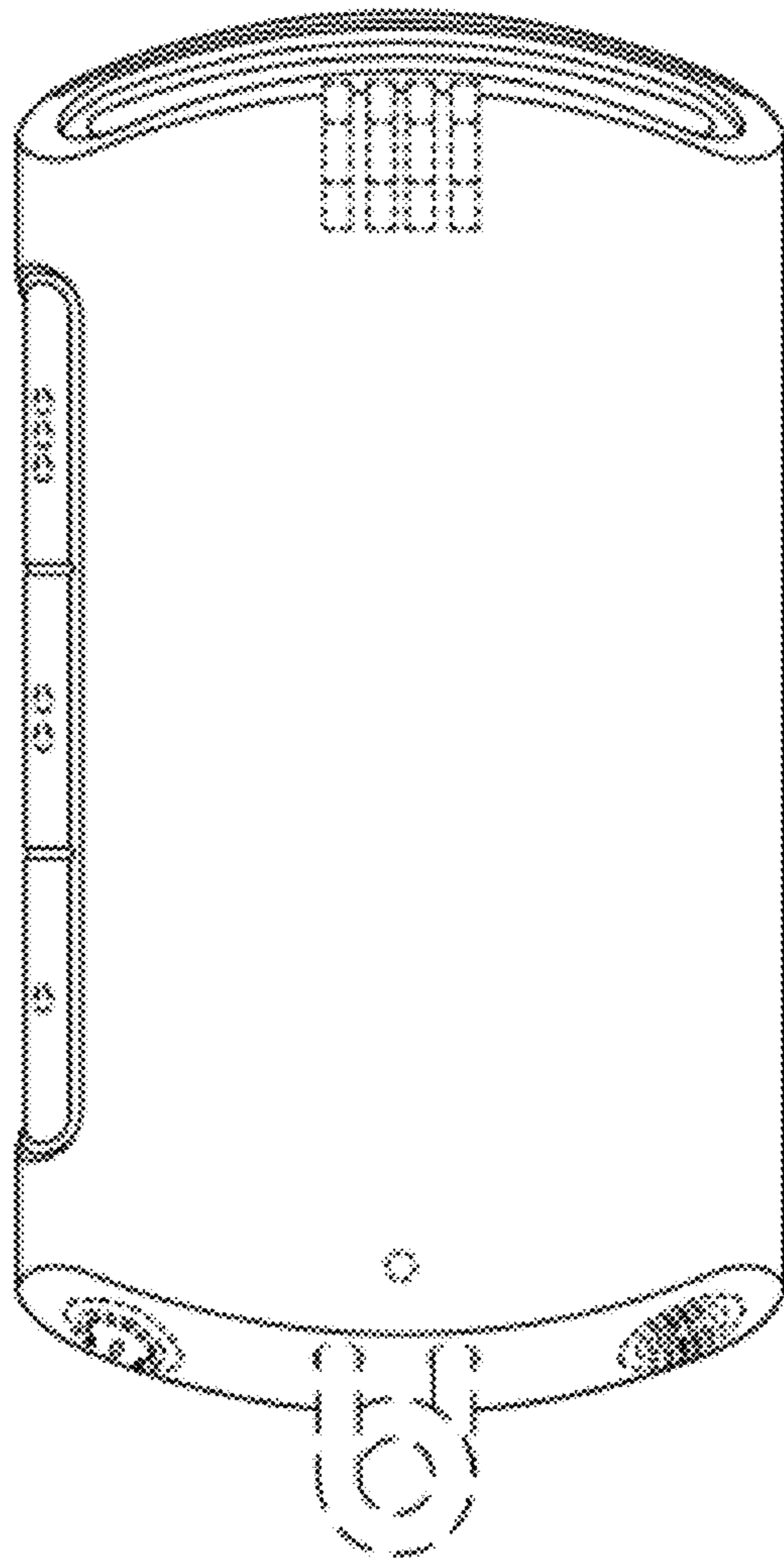


FIG. 3




FIG. 4




FIG. 5

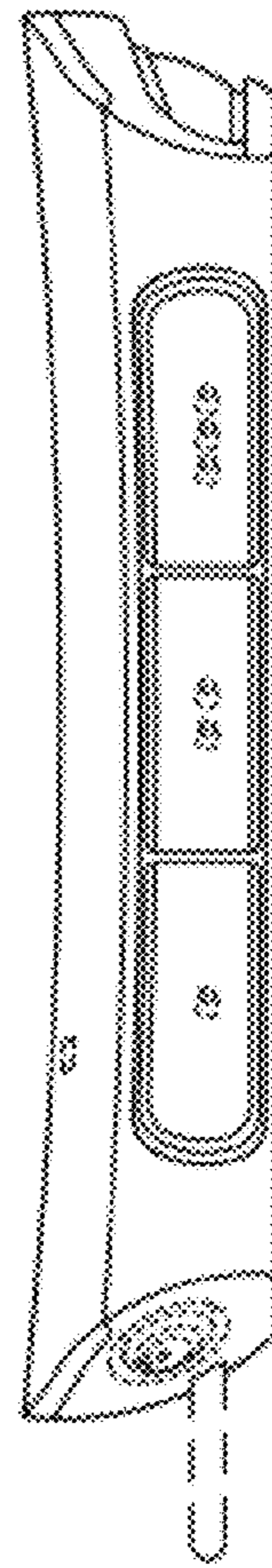


FIG. 6




FIG. 7

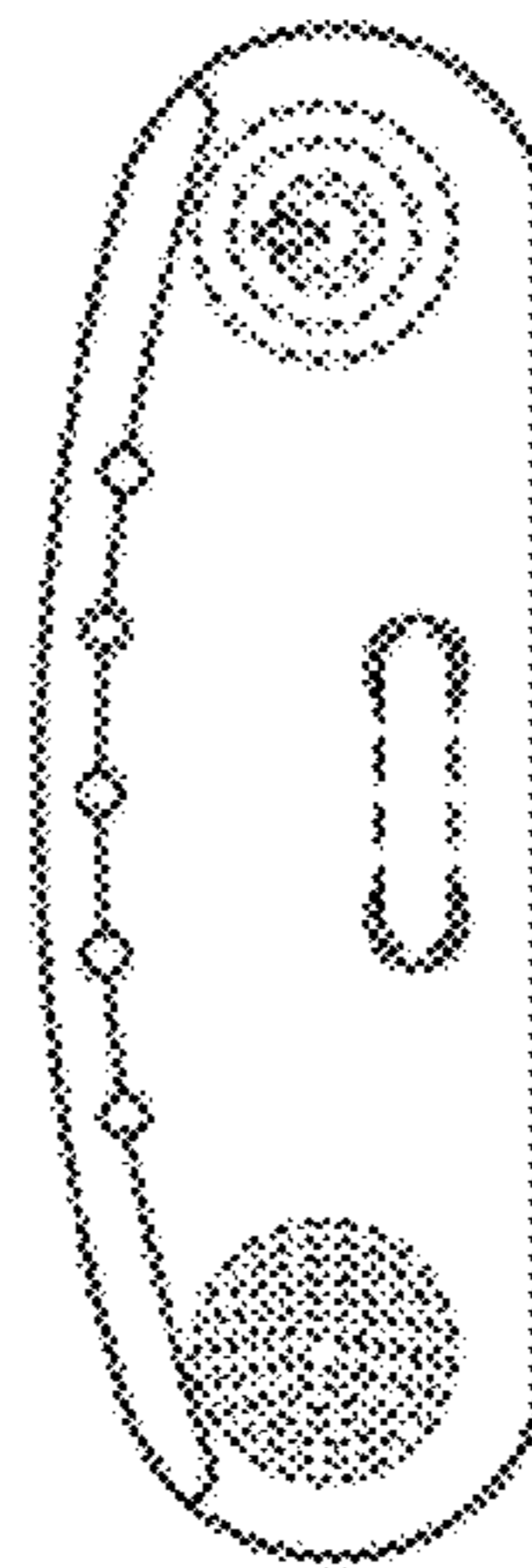


FIG. 8