



US00D671085S

(12) **United States Design Patent**  
**Derocher et al.**

(10) **Patent No.:** **US D671,085 S**

(45) **Date of Patent:** **\*\* \*Nov. 20, 2012**

(54) **TELECONFERENCE ROOM**

(75) Inventors: **Michael D. Derocher**, Corvallis, OR (US); **Dennis R. Esterberg**, Philomath, OR (US); **Patrick McEneany**, Agoura Hills, CA (US); **Seth Frankel**, Los Angeles, CA (US); **Johannes Lampela**, Woodland Hills, CA (US)

(73) Assignee: **Hewlett-Packard Development Company, L.P.**, Houston, TX (US)

(\*) Notice: This patent is subject to a terminal disclaimer.

(\*\*) Term: **14 Years**

(21) Appl. No.: **29/378,051**

(22) Filed: **Oct. 28, 2010**

(51) **LOC (9) Cl.** ..... **14-03**

(52) **U.S. Cl.** ..... **D14/127**

(58) **Field of Classification Search** ..... D14/125-134, D14/239, 371, 136, 374-377, 440, 450, 448, D14/336, 342; 312/7.2; 348/836, 838, 180, 348/184, 325, 739; 341/12; 248/917-924, 248/465; 345/104, 133, 156, 168, 87, 173; 720/605, 669, 600, 655; 369/99, 197; 455/344, 455/347; D21/329, 515, 577, 622, 333, 433, D21/448, 452, 450, 331; D6/477, 479, 300; 273/148 B; 446/484, 175, 356; D10/15, D10/26

See application file for complete search history.

(56) **References Cited**

**U.S. PATENT DOCUMENTS**

3,909,525	A	*	9/1975	Fagan	.....	348/383
D340,229	S	*	10/1993	Drabczyk et al.	.....	D14/306
D581,380	S	*	11/2008	Derocher et al.	.....	D14/127
D610,105	S	*	2/2010	Graham et al.	.....	D14/127
D613,260	S	*	4/2010	Derocher et al.	.....	D14/127
D616,403	S	*	5/2010	Roed et al.	.....	D14/127
D618,644	S	*	6/2010	Graham et al.	.....	D14/127

D623,621	S	*	9/2010	Roed et al.	.....	D14/127
D624,514	S	*	9/2010	Roed et al.	.....	D14/127
D649,951	S	*	12/2011	Roed et al.	.....	D14/127

\* cited by examiner

*Primary Examiner* — Raphael Barkai

(57) **CLAIM**

The ornamental design for a teleconference room, as shown and described.

**DESCRIPTION**

FIG. 1 is a right elevated perspective view of a teleconference room;  
FIG. 2 is a right ground level view thereof;  
FIG. 3 is a left side perspective view thereof;  
FIG. 4 is a close up right side view of a front region of the teleconference room;  
FIG. 5 is a front view of the teleconference room;  
FIG. 6 is a close up view of a conference table in the teleconference room; and,  
FIG. 7 is a close up right side view of a conference table in the teleconference room.

The broken lines showing of various regions and the unshaded areas therein are for the purpose of illustrating the article and form no part of the claimed design.

The broken lines showing the chairs in the teleconference room are for the purpose of illustrating the article and form no part of the claimed design.

The broken lines showing wall features are for the purpose of illustrating the article and form no part of the claimed design.

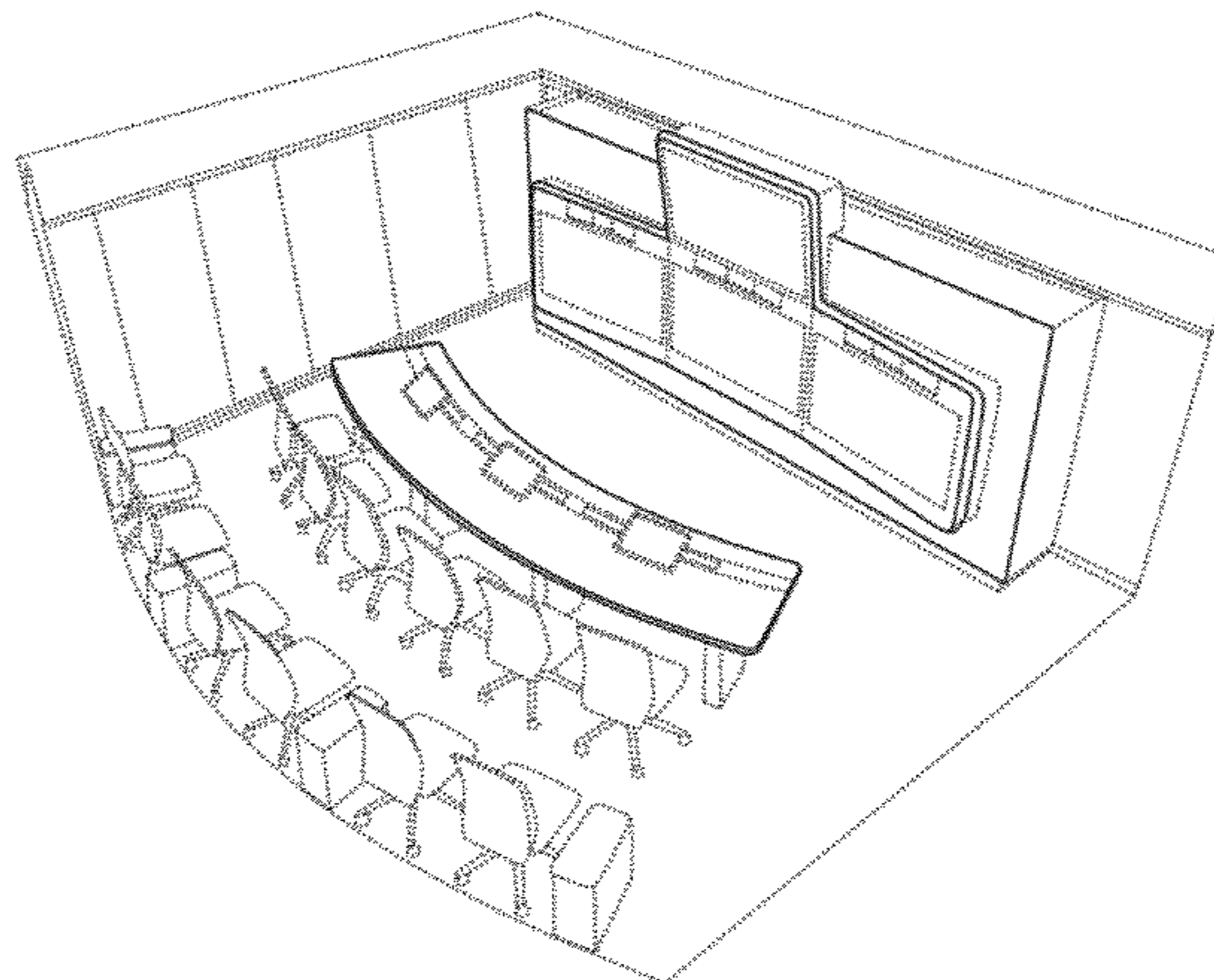
The broken lines showing ceiling and lighting features are for the purpose of illustrating the article, and form no part of the claimed design.

The broken lines showing displays and material thereon are for the purpose of illustrating the article and form no part of the claimed design.

The broken lines showing cameras are for the purpose of illustrating the article and form no part of the claimed design.

The broken lines showing table top displays are for the purpose of illustrating the article and form no part of the claimed design.

**1 Claim, 7 Drawing Sheets**



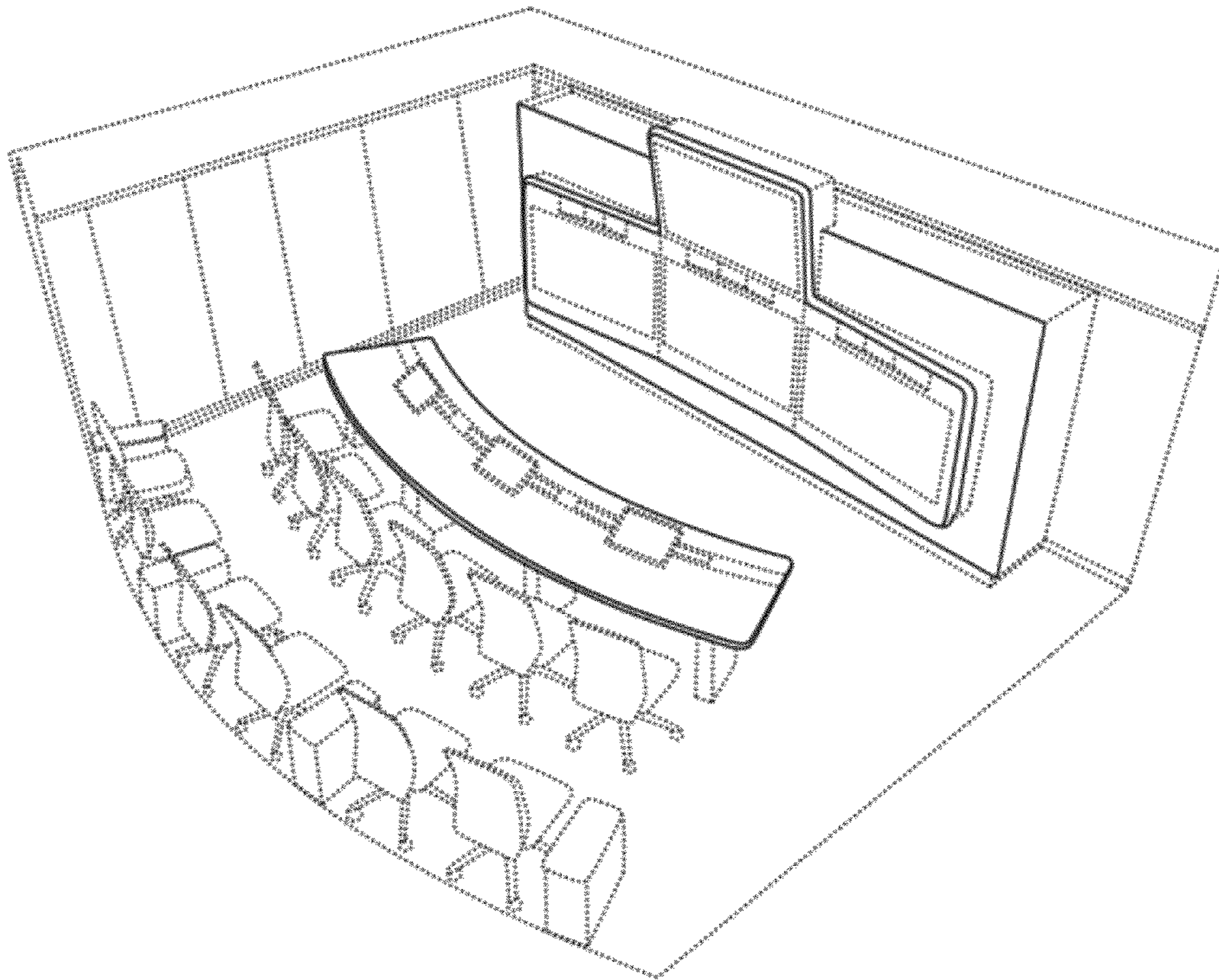


FIG. 1

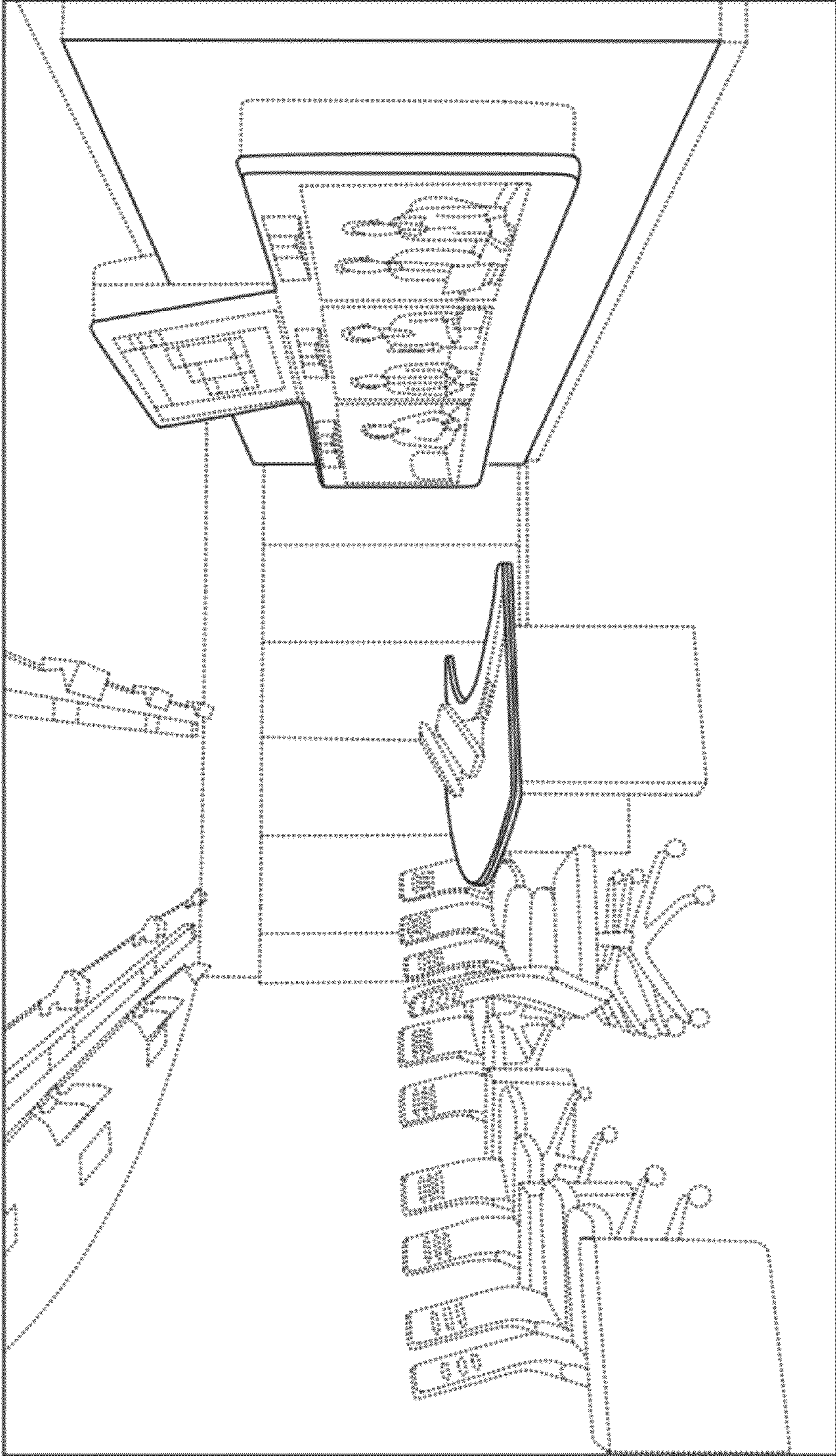


FIG. 2

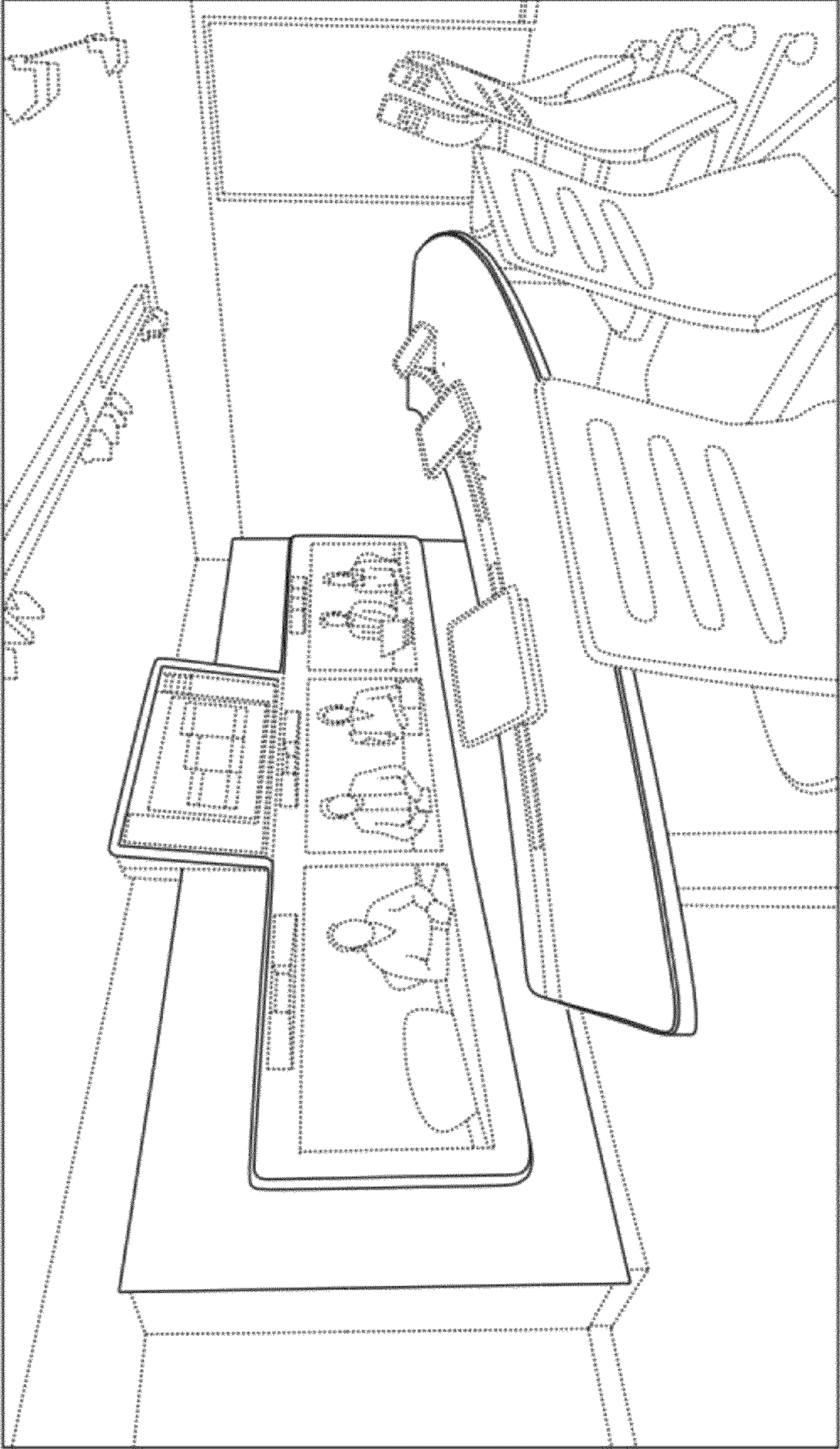


FIG. 3




FIG. 4




FIG. 5




FIG. 6

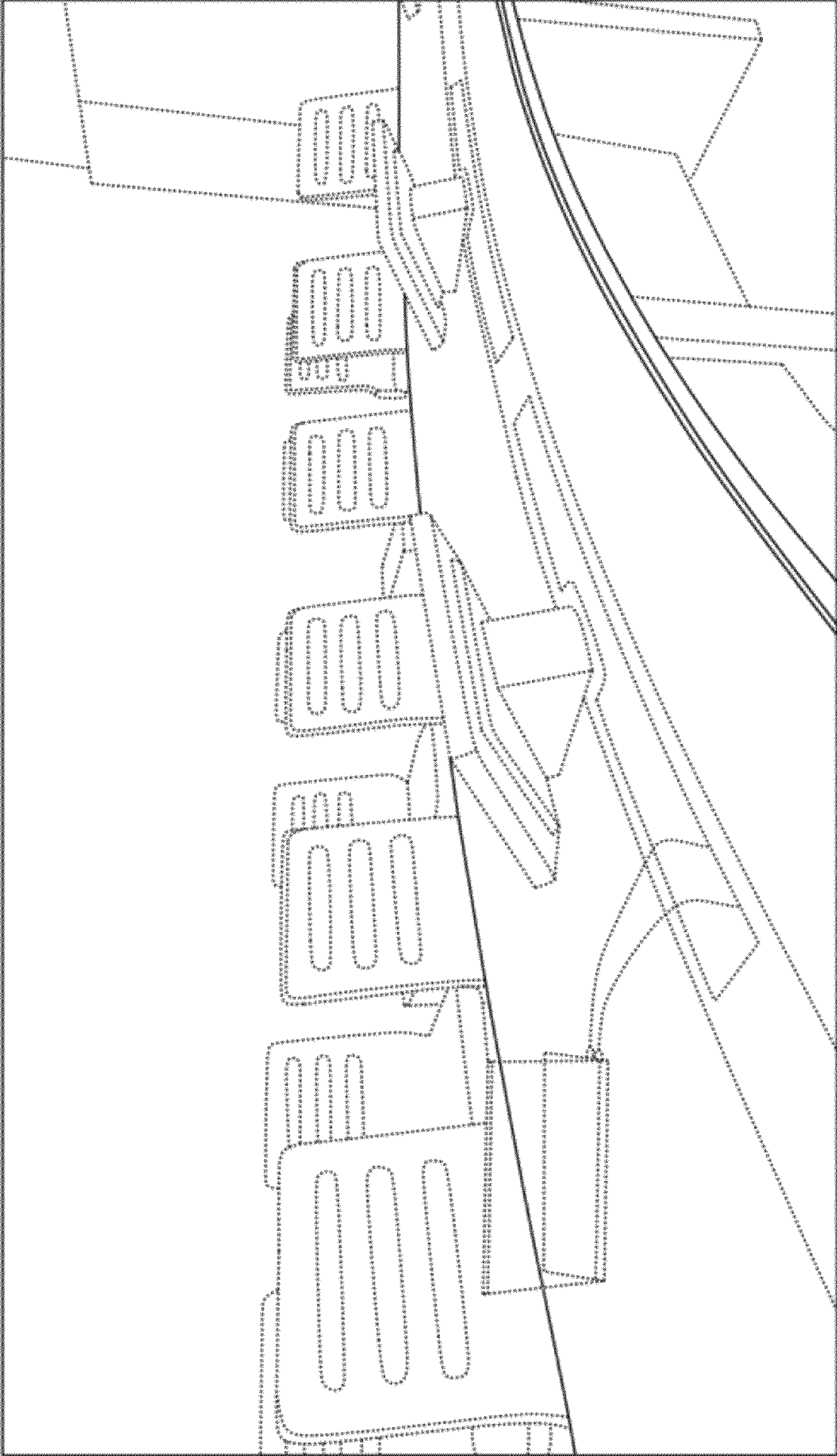


FIG. 7