



US00D671068S

(12) **United States Design Patent**
Gieniec

(10) **Patent No.:** **US D671,068 S**

(45) **Date of Patent:** **** Nov. 20, 2012**

(54) **CHARGING STAND**

(75) Inventor: **Andrzej Konrad Gieniec**, Wheeling, IL (US)

(73) Assignee: **Charge Station, Inc.**, Chicago, IL (US)

(**) Term: **14 Years**

(21) Appl. No.: **29/421,092**

(22) Filed: **May 21, 2012**

(51) **LOC (9) Cl.** **13-02**

(52) **U.S. Cl.** **D13/107**

(58) **Field of Classification Search** D13/106–110,
D13/118–119, 184, 199; D15/9; 320/103–115
See application file for complete search history.

(56) **References Cited**

U.S. PATENT DOCUMENTS

D204,269	S	*	4/1966	Naudus	D13/139.4
5,461,299	A	*	10/1995	Bruni	320/108
D367,464	S	*	2/1996	Jones et al.	D13/139.5
D371,111	S	*	6/1996	Jones et al.	D13/139.5
6,664,759	B1	*	12/2003	Goris	320/107
D597,484	S	*	8/2009	Shappley	D13/107

D608,731	S	*	1/2010	Amit	D13/107
D608,733	S	*	1/2010	Smith	D13/107
D613,683	S	*	4/2010	Baxter et al.	D13/107
D629,747	S	*	12/2010	Rajakaruna	D13/107

* cited by examiner

Primary Examiner — Rosemary K Tarcza

(74) *Attorney, Agent, or Firm* — Justin Lampel

(57) **CLAIM**

The ornamental design for a charging stand, as shown and described.

DESCRIPTION

FIG. 1 is a side perspective view of the charging stand;

FIG. 2 is a top plan view of the charging stand;

FIG. 3 is a bottom plan view of the charging stand;

FIG. 4 is a front view of the charging stand;


FIG. 5 is a side view of the charging stand;

FIG. 6 is an opposite side view of the charging stand; and,

FIG. 7 is a back view of the charging stand.

The broken lines shown in the drawings are included for the purpose of illustrating environmental structure and form no part of the claimed design.

1 Claim, 2 Drawing Sheets



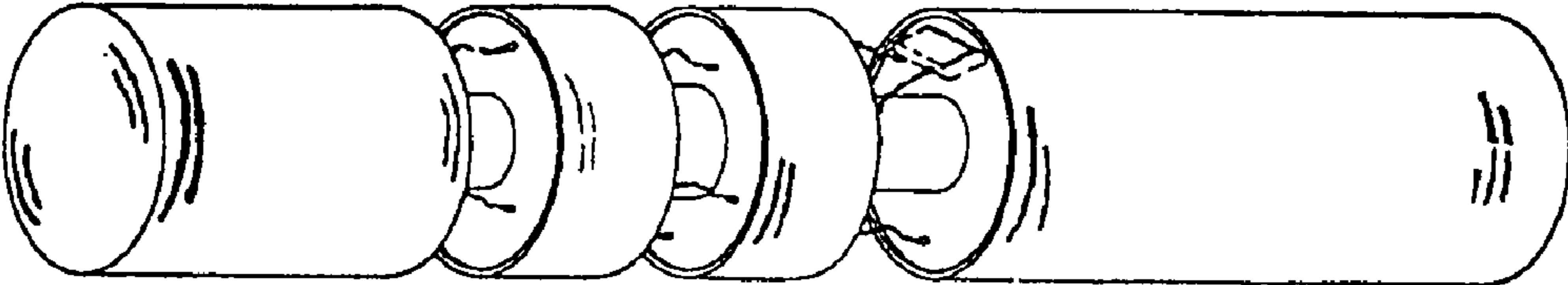


FIGURE 1

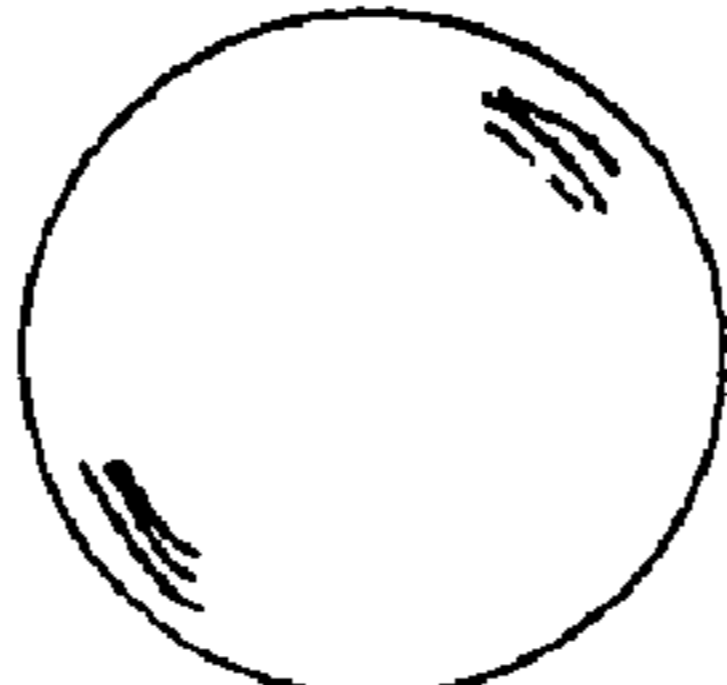


FIGURE 3



FIGURE 2

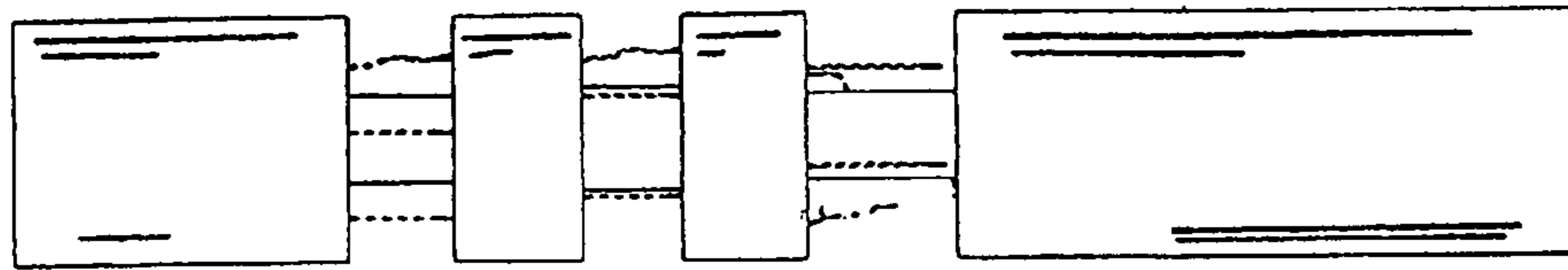


FIGURE 7

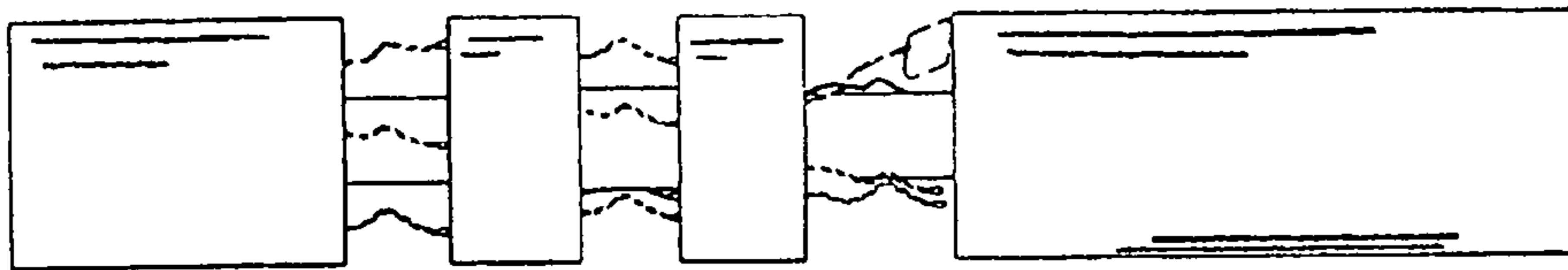


FIGURE 6

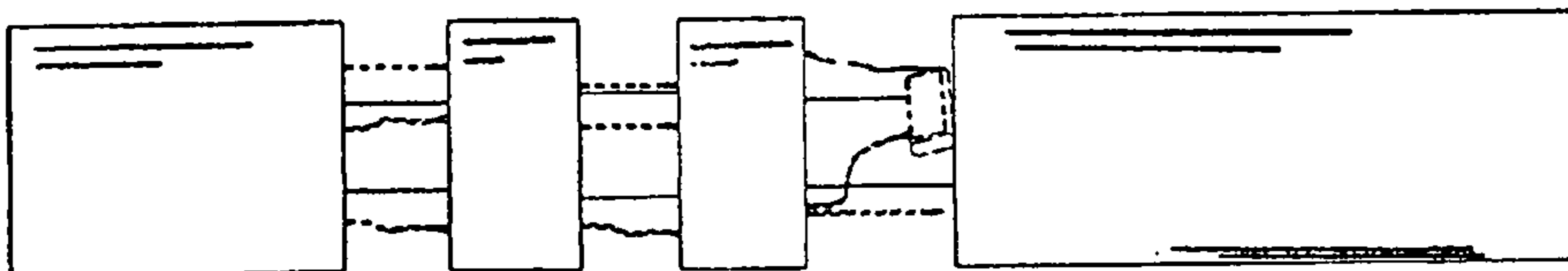


FIGURE 5

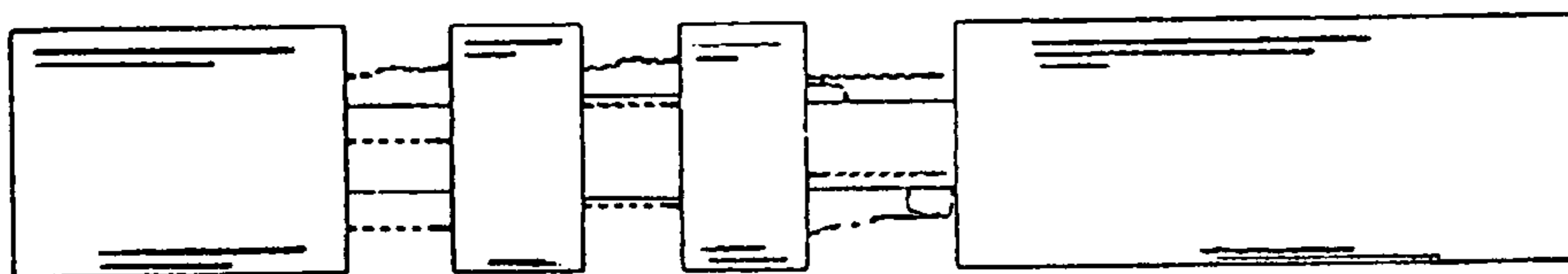


FIGURE 4